

THE HOUSE OF
Scalamandre
FURNITURE

HINSON

HANSEN FIXED WALL LAMP

LHN L1148



Polished Brass
LHN 00PB L1148



Matte Nickel
LHN 00MN L1148

www.scalamandre.com

1.800.932.4361

THE HANSEN LIGHTING COLLECTION

Alongside our beloved Hinson textiles is The Hansen Lighting Collection, an iconic line and industry staple for the past half century within the interior design community. While George W. Hansen did not originate the idea of the swing-arm, wall-mounted lamp, his unobtrusive version, introduced in the 1940's, has become known as the classic swing-arm and remains popular to this day. It is still ubiquitous, illuminating everything from suburban boudoirs to presidential libraries.

Mr. Hansen got the idea for his swing-arm lamp as an Army staff sergeant during World War II, when he needed better lighting while reading in bed. He bolted a bent piece of copper tubing to the wall, and wired it with a bulb at one end; using a tin can as a modern day lampshade. Hansen moved on to design simplistic and tasteful light fixtures that would be enjoyed for decades to come.

The five lamps from the collection offer timeless appeal and endless sophistication: Fixed Wall Lamp (L1148), Single Swing-Arm Wall Lamp (L1705), Double Swing-Arm Wall Lamp (L1706), Double Swing-Arm Table Lamp (L4010), and Double Swing-Arm Floor Lamp (L3982).

HANSEN FIXED WALL LAMP

LHN L1148

CONSTRUCTION

Solid Brass

Backplate: 3" Wide x 5" Tall x 0.75" Deep

On/Off Push Switch on Canopy

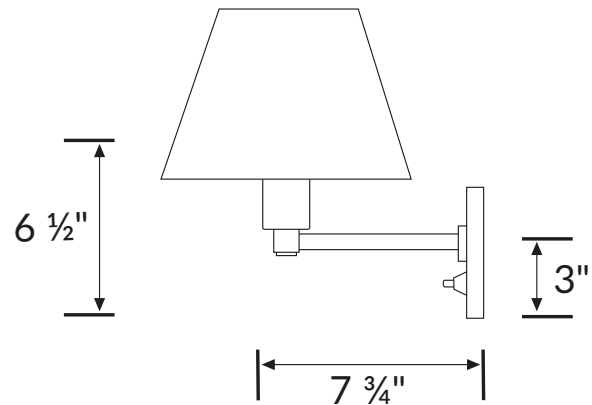
FINISH

PB - Polished Brass: LHN 00PB L1148

MN - Matte Nickel: LHN 00MN L1148

BULB

One 60W Max, Incandescent, Medium Base Blub



LAMPSHADES SOLD SEPERATELY

LAMPSHADES STYLE

Hinson Shade - E

See Shade Options Sheet for Fabric Options

LAMPSHADES SHOWN

Left & Right Shade Size: Hinson Shade - E

Shade Fabric: WTP - White Matte Paper Translucent

HINSON

HANSEN SINGLE SWING-ARM WALL LAMP

LHN L1705



Polished Brass
LHN 00PB L1705



Matte Nickel
LHN 00MN L1705

THE HANSEN LIGHTING COLLECTION

Alongside our beloved Hinson textiles is The Hansen Lighting Collection, an iconic line and industry staple for the past half century within the interior design community. While George W. Hansen did not originate the idea of the swing-arm, wall-mounted lamp, his unobtrusive version, introduced in the 1940's, has become known as the classic swing-arm and remains popular to this day. It is still ubiquitous, illuminating everything from suburban boudoirs to presidential libraries.

Mr. Hansen got the idea for his swing-arm lamp as an Army staff sergeant during World War II, when he needed better lighting while reading in bed. He bolted a bent piece of copper tubing to the wall, and wired it with a bulb at one end; using a tin can as a modern day lampshade. Hansen moved on to design simplistic and tasteful light fixtures that would be enjoyed for decades to come.

The five lamps from the collection offer timeless appeal and endless sophistication: Fixed Wall Lamp (L1148), Single Swing-Arm Wall Lamp (L1705), Double Swing-Arm Wall Lamp (L1706), Double Swing-Arm Table Lamp (L4010), and Double Swing-Arm Floor Lamp (L3982).

HANSEN SINGLE SWING-ARM WALL LAMP

LHN L1705

CONSTRUCTION

Solid Brass
Backplate: 3.5" Wide x 4.5" Tall x 0.5" Deep
Faux Ivory Knob
3-Way Socket

FINISH OPTIONS

PB - Polished Brass: LHN 00PB L1705
MN - Matte Nickel: LHN 00MN L1705

BULB

One 150W, Incandescent 3-Way (50-100-150W)
Medium Base Bulb, 120v

LAMPSHADES SOLD SEPERATELY

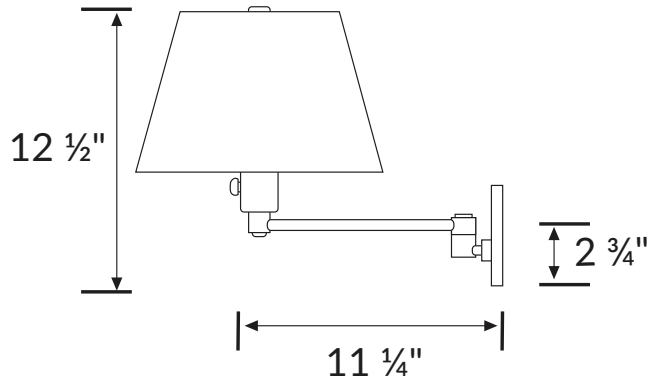
LAMPSHADES STYLES

Hinson Shade - B, C, D, H, L, W and Z
See Shade Options Sheet for Style & Fabrics

LAMPSHADES SHOWN

Left Shade Size: Hinson Shade - B
Shade Fabric: WLT - White Linen Translucent

Right Shade Size: Hinson Shade - H
Shade Fabric: WTP - White Matte Paper Translucent



HINSON

HANSEN DOUBLE SWING-ARM WALL LAMP

LHN L1706



Polished Brass
LHN 00PB L1706



Matte Nickel
LHN 00MN L1706

THE HANSEN LIGHTING COLLECTION

Alongside our beloved Hinson textiles is The Hansen Lighting Collection, an iconic line and industry staple for the past half century within the interior design community. While George W. Hansen did not originate the idea of the swing-arm, wall-mounted lamp, his unobtrusive version, introduced in the 1940's, has become known as the classic swing-arm and remains popular to this day. It is still ubiquitous, illuminating everything from suburban boudoirs to presidential libraries.

Mr. Hansen got the idea for his swing-arm lamp as an Army staff sergeant during World War II, when he needed better lighting while reading in bed. He bolted a bent piece of copper tubing to the wall, and wired it with a bulb at one end; using a tin can as a modern day lampshade. Hansen moved on to design simplistic and tasteful light fixtures that would be enjoyed for decades to come.

The five lamps from the collection offer timeless appeal and endless sophistication: Fixed Wall Lamp (L1148), Single Swing-Arm Wall Lamp (L1705), Double Swing-Arm Wall Lamp (L1706), Double Swing-Arm Table Lamp (L4010), and Double Swing-Arm Floor Lamp (L3982).

HANSEN DOUBLE SWING-ARM WALL LAMP

LHN L1706

CONSTRUCTION

Solid Brass
Backplate: 3.5" Wide x 4.5" Tall x 0.5" Deep
Faux Ivory Knob
3-Way Socket

FINISH OPTIONS

PB - Polished Brass: LHN 00PB L1706
MN - Matte Nickel: LHN 00MN L1706

BULB

One 150W, Incandescent 3-Way (50-100-150W)
Medium Base Bulb, 120v

LAMPSHADES SOLD SEPERATELY

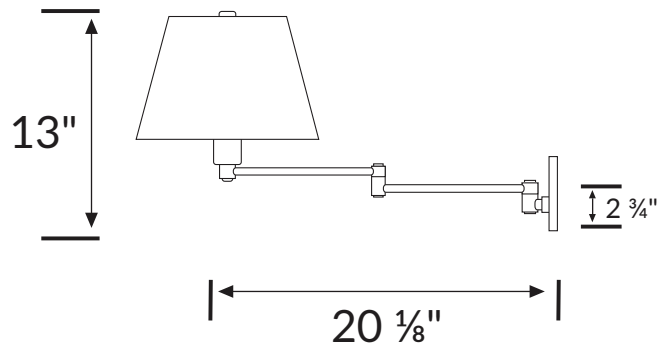
LAMPSHADES STYLES

Hinson Shade - B, C, D, H, L, W and Z
See Shade Options Sheet for Style & Fabrics

LAMPSHADES SHOWN

Left Shade Size: Hinson Shade - B
Shade Fabric: WLT - White Linen Translucent

Right Shade Size: Hinson Shade - H
Shade Fabric: WTP - White Matte Paper Translucent



THE HOUSE OF
Scalamandre
FURNITURE

HINSON

HANSEN DOUBLE SWING-ARM FLOOR LAMP

LHN L3982



Polished Brass
LHN 00PB L3982



Matte Nickel
LHN 00MN L3982

www.scalamandre.com

1.800.932.4361

THE HANSEN LIGHTING COLLECTION

Alongside our beloved Hinson textiles is The Hansen Lighting Collection, an iconic line and industry staple for the past half century within the interior design community. While George W. Hansen did not originate the idea of the swing-arm, wall-mounted lamp, his unobtrusive version, introduced in the 1940's, has become known as the classic swing-arm and remains popular to this day. It is still ubiquitous, illuminating everything from suburban boudoirs to presidential libraries.

Mr. Hansen got the idea for his swing-arm lamp as an Army staff sergeant during World War II, when he needed better lighting while reading in bed. He bolted a bent piece of copper tubing to the wall, and wired it with a bulb at one end; using a tin can as a modern day lampshade. Hansen moved on to design simplistic and tasteful light fixtures that would be enjoyed for decades to come.

The five lamps from the collection offer timeless appeal and endless sophistication: Fixed Wall Lamp (L1148), Single Swing-Arm Wall Lamp (L1705), Double Swing-Arm Wall Lamp (L1706), Double Swing-Arm Table Lamp (L4010), and Double Swing-Arm Floor Lamp (L3982).

HANSEN DOUBLE SWING-ARM FLOOR LAMP

LHN L3982

CONSTRUCTION

Solid Brass
52" Height
9.5" Diameter Base
Faux Ivory Knob
3-Way Socket

FINISH OPTIONS

PB - Polished Brass: LHN 00PB L3982
MN - Matte Nickel: LHN 00MN L3982

BULB

One 150W, Incandescent 3-Way (50-100-150W)
Medium Base Bulb, 120v

LAMPSHADES SOLD SEPERATELY

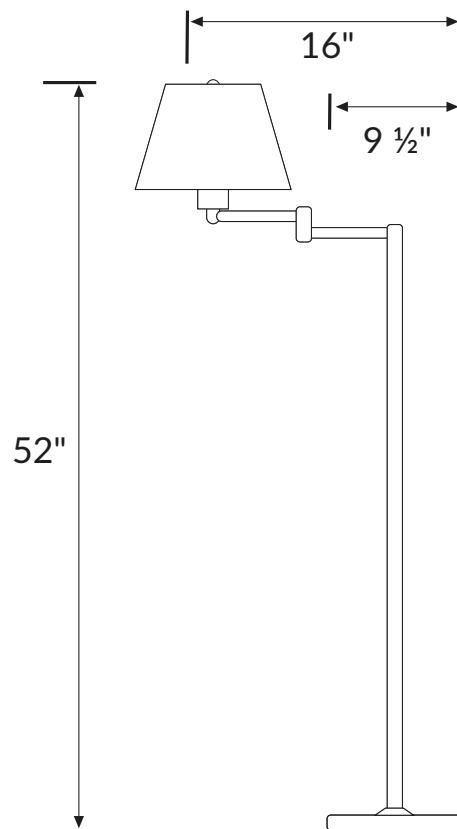
LAMPSHADES STYLES

Hinson Shade - B, C, D, H, L and Z
See Shade Options Sheet for Style & Fabrics

LAMPSHADES SHOWN

Left Shade Size: Hinson Shade - C
Shade Fabric: BLT - Beige Linen Translucent

Right Shade Size: Hinson Shade - D
Shade Fabric: BLP - Black Lacquer Paper - Opaque



THE HOUSE OF
Scalamandre
FURNITURE

HINSON

HANSEN DOUBLE SWING-ARM TABLE LAMP

LHN L4010



Polished Brass
LHN 00PB L4010



Matte Nickel
LHN 00MN L4010

www.scalamandre.com

1.800.932.4361

THE HANSEN LIGHTING COLLECTION

Alongside our beloved Hinson textiles is The Hansen Lighting Collection, an iconic line and industry staple for the past half century within the interior design community. While George W. Hansen did not originate the idea of the swing-arm, wall-mounted lamp, his unobtrusive version, introduced in the 1940's, has become known as the classic swing-arm and remains popular to this day. It is still ubiquitous, illuminating everything from suburban boudoirs to presidential libraries.

Mr. Hansen got the idea for his swing-arm lamp as an Army staff sergeant during World War II, when he needed better lighting while reading in bed. He bolted a bent piece of copper tubing to the wall, and wired it with a bulb at one end; using a tin can as a modern day lampshade. Hansen moved on to design simplistic and tasteful light fixtures that would be enjoyed for decades to come.

The five lamps from the collection offer timeless appeal and endless sophistication: Fixed Wall Lamp (L1148), Single Swing-Arm Wall Lamp (L1705), Double Swing-Arm Wall Lamp (L1706), Double Swing-Arm Table Lamp (L4010), and Double Swing-Arm Floor Lamp (L3982).

HANSEN DOUBLE SWING-ARM TABLE LAMP

LHN L4010

CONSTRUCTION

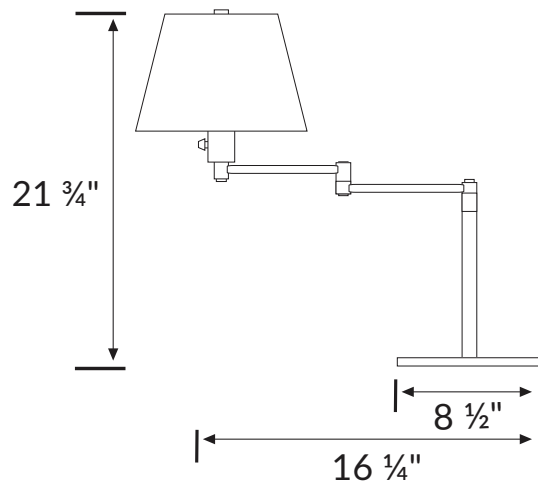
Solid Brass
21.75" Height
8.5" Diameter Base
Faux Ivory Knob
3-Way Socket

FINISH OPTIONS

PB - Polished Brass: LHN 00PB L4010
MN - Matte Nickel: LHN 00MN L4010

BULB

One 150W, Incandescent 3-Way (50-100-150W)
Medium Base Bulb, 120v



LAMPSHADE SOLD SEPERATELY

LAMPSHADE STYLES

Hinson Shade - B, C, D, H, L W, and Z
See Shade Options Sheet for Style & Fabrics


LAMPSHADES SHOWN

Left Shade Size: Hinson Shade - C
Shade Fabric: BLT - Beige Linen Translucent


Right Shade Size: Hinson Shade - D
Shade Fabric: WTP - White Matte Paper Translucent

HINSON

LAMPSHADE OPTIONS



HINSON LAMPSHADE-B
L5106
7" x 11" x 7.5"
FITS: L1705, L1706, L3982, L4010



HINSON LAMPSHADE-C
L5110
6" x 13" x 7.5"
FITS: L1705, L1706, L3982, L4010



HINSON LAMPSHADE-D
L5114
7" x 9" x 7"
FITS: L1705, L1706, L3982, L4010



HINSON LAMPSHADE-E
L5118
5" x 9" x 6.25"
FITS: L1148 (Fitting at bottom of shade)



HINSON LAMPSHADE-H
L5129
10" x 11" x 7.5"
FITS: L1705, L1706, L3982, L4010



HINSON LAMPSHADE-L
L5142
13" x 17" x 8.5"
FITS: L1705, L1706, L3982, L4010



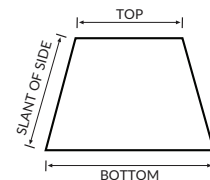
HINSON LAMPSHADE-W
L5183
5" x 9" x 7.5"
FITS: L1705, L1706, L4010



HINSON LAMPSHADE-Z
L5195
5" x 9" x 7.5"
FITS: L1705, L1706, L3982, L4010

SHADES DIMENSIONS ARE PREENTED
IN THE FOLLOWING ORDER:

TOP X BOTTOM X SLANT



FABRIC OPTIONS

All lampshades are available in the following fabric options. Contact your sales representative for custom lampshades using a House of Scalamandré wallcovering, fabric or COM (Customer Own Material).



WLO
Linen
Opaque
White



BLT
Linen
Translucent
Beige



WLT
Linen
Translucent
White



BLP
Paper
Opaque
Black Laquer



WLP
Paper
Opaque
White Laquer



WTP
Paper
Translucent
Matte White



ONW
Silk Pleated
1" Box - White



CPS
Silk Pleated
1" Box - Cream