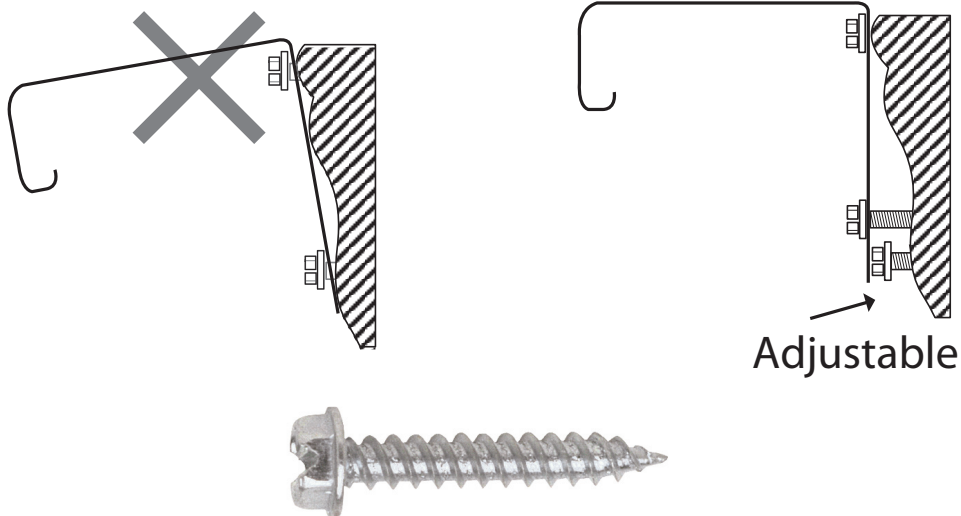


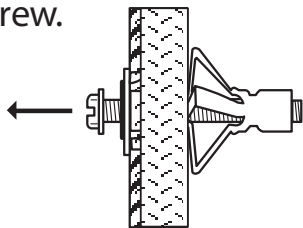
Leveling Brackets on Trim

- Before installing the bottom screw into the bracket, install another screw behind the bracket to level it out, then install the bottom screw.

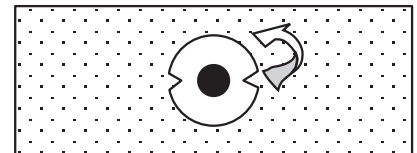


Removal of a Hollow Wall Fastener

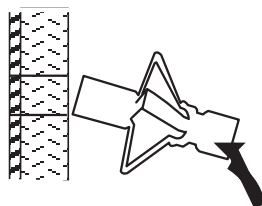
1. Remove screw.



2. Insert needle nose pliers into cut-out, on metal washer. Pry washer up.



3. Grab washer with side of pliers and rotate. The washer will snap off.



4. Push shell through the wall.

