

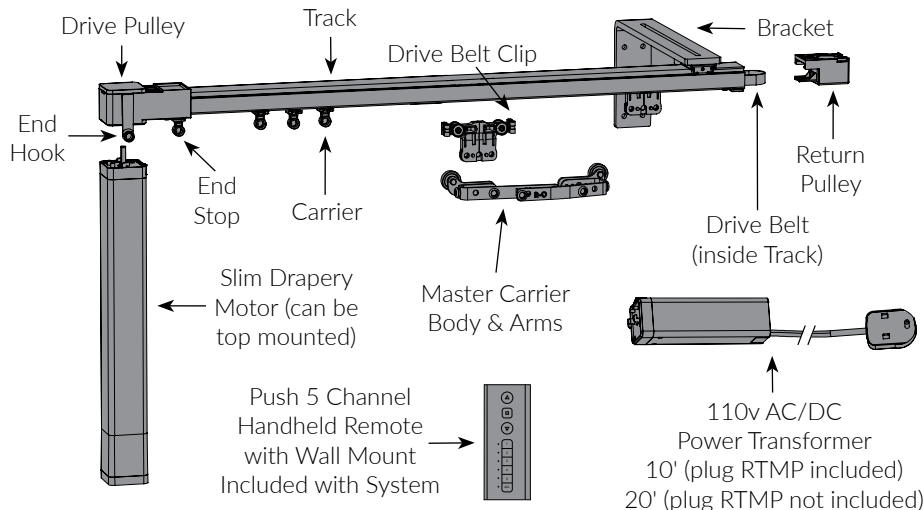


R-TEC AUTOMATION® TRACK SYSTEMS




Easily upgrade your Track System with Finestra® Wood Hardware!

- Fascia included if ordering Finestra® Wood Traverse System. Finials sold separately.



ADDITIONAL OPTIONS

- R-TEC Smart Controls



1 – CHOOSE YOUR SYSTEM QUANTITY & LENGTH

Let our in-house experts know how many systems to assemble, custom cut to your exact specification. Minimum 37". Lengths up to 19' continuous and 36' spliced.

2 – CHOOSE YOUR TRACK INFORMATION

Select from Single or Double, Ceiling or Wall Mount, with various projection options. If Double is selected, complete Back Track information if different from Front Track.

3 – CHOOSE YOUR TRACK COLOR

Select from White or Bronze. Components will match Track Color unless otherwise noted.

4 – CHOOSE YOUR MOTOR POWER

Select from Li-ion Battery or 110v AC/DC Power Transformer.

5 – CHOOSE YOUR DRAPERY STYLE, DRAW & MASTER CARRIER

Select from Pinch Pleat or Ripplefold; One-Way Draw Right or Left, or Center Draw; Overlap Master Carriers are standard, or Butt Master Carrier option can be substituted if Ripplefold Drapery Style is selected.

PINCH PLEAT

- Carriers available in White or Bronze. Please specify number of carriers.



RIPPLEFOLD

- Carriers available in White or Bronze. 60%, 80%, 100% or 120% fullness available; please specify fullness on order.
- Butt Master Carriers available, allowing some light to filter between draperies on center draw treatments.



6 – CHOOSE YOUR R-TEC SMART CONTROLS

System includes a Push 5 Channel Handheld Remote with Wall Mount. Take your drapery control to the next level by upgrading to the R-TEC Hub to integrate your draperies with whole home and voice control systems.

| | | |
|---|---------------|--------------------------------|
| Company _____ | Contact _____ | Date _____ |
| Street Address _____ | | |
| Person to contact with technical questions _____ | | |
| City _____ | State _____ | Zip _____ PO _____ Phone _____ |
| Email _____ (required for shipping confirmation) | | |
| Ship to (if different from above) _____ Attn _____ | | |
| Street Address _____ City _____ State _____ Zip _____ | | |

PLEASE COMPLETE ITEMS 1 THROUGH 12.

For assistance, call Customer Service at 866.985.3423.
Email completed form to rtecautomation@RowleyCompany.com.

| | | | | | | | | | | |
|--|--|--|---|---|--|--|--|--|--|--|
| 1 | Total number of systems to be made to these specifications. _____ | (Use another order form for systems with different specifications) | | | | | | | | |
| 2 | <table border="1" style="width:100%; border-collapse: collapse;"> <tr> <td style="width:30%;">FRONT TRACK INFORMATION</td> <td style="width:30%;">LENGTH _____ ft. _____ in. Minimum 37"</td> <td style="width:20%;">Single: CSRTMDT Double: CSRTMDTDBL</td> <td style="width:20%;">Components will match Track Color unless otherwise noted.</td> </tr> <tr> <td>Track/Bracket <input type="checkbox"/> WHITE Color: <input type="checkbox"/> BRONZE</td> <td> <input type="checkbox"/> Ceiling Mount Clip <input type="checkbox"/> Single Wall Mount <input type="checkbox"/> 3 1/2" - 4" <input type="checkbox"/> 2 1/2" - 6 1/4" <input type="checkbox"/> Double Wall Mount <input type="checkbox"/> 2 1/2" - 6 1/4" <input type="checkbox"/> 3 1/2" - 11" </td> <td></td> <td></td> </tr> </table> | | FRONT TRACK INFORMATION | LENGTH _____ ft. _____ in. Minimum 37" | Single: CSRTMDT Double: CSRTMDTDBL | Components will match Track Color unless otherwise noted. | Track/Bracket <input type="checkbox"/> WHITE Color: <input type="checkbox"/> BRONZE | <input type="checkbox"/> Ceiling Mount Clip <input type="checkbox"/> Single Wall Mount <input type="checkbox"/> 3 1/2" - 4" <input type="checkbox"/> 2 1/2" - 6 1/4" <input type="checkbox"/> Double Wall Mount <input type="checkbox"/> 2 1/2" - 6 1/4" <input type="checkbox"/> 3 1/2" - 11" | | |
| FRONT TRACK INFORMATION | LENGTH _____ ft. _____ in. Minimum 37" | Single: CSRTMDT Double: CSRTMDTDBL | Components will match Track Color unless otherwise noted. | | | | | | | |
| Track/Bracket <input type="checkbox"/> WHITE Color: <input type="checkbox"/> BRONZE | <input type="checkbox"/> Ceiling Mount Clip <input type="checkbox"/> Single Wall Mount <input type="checkbox"/> 3 1/2" - 4" <input type="checkbox"/> 2 1/2" - 6 1/4" <input type="checkbox"/> Double Wall Mount <input type="checkbox"/> 2 1/2" - 6 1/4" <input type="checkbox"/> 3 1/2" - 11" | | | | | | | | | |
| 3 | <table border="1" style="width:100%; border-collapse: collapse;"> <tr> <td style="width:30%;">MOTOR & COMPONENTS</td> <td style="width:30%;"> <input type="checkbox"/> Li-ion Battery (Includes Charger) <input type="checkbox"/> 110v AC/DC Power Transformer 10' (Plug RTMP included) <input type="checkbox"/> 110v AC/DC Power Transformer 20' \$75.00 <input type="checkbox"/> Solar Panel \$120.00 <input type="checkbox"/> 3 Conductor Male Plug \$25.00 </td> <td style="width:40%;"></td> </tr> </table> | | MOTOR & COMPONENTS | <input type="checkbox"/> Li-ion Battery (Includes Charger) <input type="checkbox"/> 110v AC/DC Power Transformer 10' (Plug RTMP included) <input type="checkbox"/> 110v AC/DC Power Transformer 20' \$75.00 <input type="checkbox"/> Solar Panel \$120.00 <input type="checkbox"/> 3 Conductor Male Plug \$25.00 | | | | | | |
| MOTOR & COMPONENTS | <input type="checkbox"/> Li-ion Battery (Includes Charger) <input type="checkbox"/> 110v AC/DC Power Transformer 10' (Plug RTMP included) <input type="checkbox"/> 110v AC/DC Power Transformer 20' \$75.00 <input type="checkbox"/> Solar Panel \$120.00 <input type="checkbox"/> 3 Conductor Male Plug \$25.00 | | | | | | | | | |
| 4 | <table border="1" style="width:100%; border-collapse: collapse;"> <tr> <td style="width:30%;">DRAPERY STYLE <input type="checkbox"/> WHITE <input type="checkbox"/> BRONZE</td> <td style="width:30%;"> <input type="checkbox"/> PINCH PLEAT # _____ <input type="checkbox"/> RIPLEFOLD select fullness: <input type="checkbox"/> 60% <input type="checkbox"/> 100% <input type="checkbox"/> CP40 Carriers <input type="checkbox"/> Roller Carriers <input type="checkbox"/> 80% <input type="checkbox"/> 120% </td> <td style="width:40%;"></td> </tr> </table> | | DRAPERY STYLE <input type="checkbox"/> WHITE <input type="checkbox"/> BRONZE | <input type="checkbox"/> PINCH PLEAT # _____ <input type="checkbox"/> RIPLEFOLD select fullness: <input type="checkbox"/> 60% <input type="checkbox"/> 100% <input type="checkbox"/> CP40 Carriers <input type="checkbox"/> Roller Carriers <input type="checkbox"/> 80% <input type="checkbox"/> 120% | | | | | | |
| DRAPERY STYLE <input type="checkbox"/> WHITE <input type="checkbox"/> BRONZE | <input type="checkbox"/> PINCH PLEAT # _____ <input type="checkbox"/> RIPLEFOLD select fullness: <input type="checkbox"/> 60% <input type="checkbox"/> 100% <input type="checkbox"/> CP40 Carriers <input type="checkbox"/> Roller Carriers <input type="checkbox"/> 80% <input type="checkbox"/> 120% | | | | | | | | | |
| 5 | <table border="1" style="width:100%; border-collapse: collapse;"> <tr> <td style="width:30%;">DRAW & MASTER CARRIER</td> <td style="width:30%;"> <input type="checkbox"/> ONE-WAY RIGHT (Motor right) <input type="checkbox"/> ONE-WAY LEFT (Motor left) <input type="checkbox"/> CENTER DRAW <input type="checkbox"/> Motor right <input type="checkbox"/> Motor left </td> <td style="width:40%;"> <input type="checkbox"/> OVERLAP MASTER <input type="checkbox"/> BUTT MASTER (Ripplefold Only) </td> </tr> </table> | | DRAW & MASTER CARRIER | <input type="checkbox"/> ONE-WAY RIGHT (Motor right) <input type="checkbox"/> ONE-WAY LEFT (Motor left) <input type="checkbox"/> CENTER DRAW <input type="checkbox"/> Motor right <input type="checkbox"/> Motor left | <input type="checkbox"/> OVERLAP MASTER <input type="checkbox"/> BUTT MASTER (Ripplefold Only) | | | | | |
| DRAW & MASTER CARRIER | <input type="checkbox"/> ONE-WAY RIGHT (Motor right) <input type="checkbox"/> ONE-WAY LEFT (Motor left) <input type="checkbox"/> CENTER DRAW <input type="checkbox"/> Motor right <input type="checkbox"/> Motor left | <input type="checkbox"/> OVERLAP MASTER <input type="checkbox"/> BUTT MASTER (Ripplefold Only) | | | | | | | | |
| 6 | <table border="1" style="width:100%; border-collapse: collapse;"> <tr> <td style="width:30%;">IS THIS BUILD A DOUBLE TRACK?</td> <td style="width:30%;"> <input type="checkbox"/> Yes <input type="checkbox"/> No *If yes, please complete items 7 - 12. If no, please skip to items 11 - 12. </td> <td style="width:40%;"></td> </tr> </table> | | IS THIS BUILD A DOUBLE TRACK? | <input type="checkbox"/> Yes <input type="checkbox"/> No *If yes, please complete items 7 - 12. If no, please skip to items 11 - 12. | | | | | | |
| IS THIS BUILD A DOUBLE TRACK? | <input type="checkbox"/> Yes <input type="checkbox"/> No *If yes, please complete items 7 - 12. If no, please skip to items 11 - 12. | | | | | | | | | |
| 7 | <table border="1" style="width:100%; border-collapse: collapse;"> <tr> <td style="width:30%;">BACK TRACK INFORMATION</td> <td style="width:30%;">LENGTH _____ ft. _____ in.</td> <td style="width:40%;">Components will match Track Color unless otherwise noted.</td> </tr> <tr> <td>Track/Bracket <input type="checkbox"/> WHITE Color: <input type="checkbox"/> BRONZE</td> <td></td> <td></td> </tr> </table> | | BACK TRACK INFORMATION | LENGTH _____ ft. _____ in. | Components will match Track Color unless otherwise noted. | Track/Bracket <input type="checkbox"/> WHITE Color: <input type="checkbox"/> BRONZE | | | | |
| BACK TRACK INFORMATION | LENGTH _____ ft. _____ in. | Components will match Track Color unless otherwise noted. | | | | | | | | |
| Track/Bracket <input type="checkbox"/> WHITE Color: <input type="checkbox"/> BRONZE | | | | | | | | | | |
| 8 | <table border="1" style="width:100%; border-collapse: collapse;"> <tr> <td style="width:30%;">MOTOR & COMPONENTS</td> <td style="width:30%;"> <input type="checkbox"/> Li-ion Battery (Includes Charger) <input type="checkbox"/> 110v AC/DC Power Transformer 10' (Plug RTMP included) <input type="checkbox"/> 110v AC/DC Power Transformer 20' \$75.00 <input type="checkbox"/> Solar Panel \$120.00 <input type="checkbox"/> 3 Conductor Male Plug \$25.00 </td> <td style="width:40%;"></td> </tr> </table> | | MOTOR & COMPONENTS | <input type="checkbox"/> Li-ion Battery (Includes Charger) <input type="checkbox"/> 110v AC/DC Power Transformer 10' (Plug RTMP included) <input type="checkbox"/> 110v AC/DC Power Transformer 20' \$75.00 <input type="checkbox"/> Solar Panel \$120.00 <input type="checkbox"/> 3 Conductor Male Plug \$25.00 | | | | | | |
| MOTOR & COMPONENTS | <input type="checkbox"/> Li-ion Battery (Includes Charger) <input type="checkbox"/> 110v AC/DC Power Transformer 10' (Plug RTMP included) <input type="checkbox"/> 110v AC/DC Power Transformer 20' \$75.00 <input type="checkbox"/> Solar Panel \$120.00 <input type="checkbox"/> 3 Conductor Male Plug \$25.00 | | | | | | | | | |
| 9 | <table border="1" style="width:100%; border-collapse: collapse;"> <tr> <td style="width:30%;">DRAPERY STYLE <input type="checkbox"/> WHITE <input type="checkbox"/> BRONZE</td> <td style="width:30%;"> <input type="checkbox"/> PINCH PLEAT # _____ <input type="checkbox"/> RIPLEFOLD select fullness: <input type="checkbox"/> 60% <input type="checkbox"/> 100% <input type="checkbox"/> CP40 Carriers <input type="checkbox"/> Roller Carriers <input type="checkbox"/> 80% <input type="checkbox"/> 120% </td> <td style="width:40%;"></td> </tr> </table> | | DRAPERY STYLE <input type="checkbox"/> WHITE <input type="checkbox"/> BRONZE | <input type="checkbox"/> PINCH PLEAT # _____ <input type="checkbox"/> RIPLEFOLD select fullness: <input type="checkbox"/> 60% <input type="checkbox"/> 100% <input type="checkbox"/> CP40 Carriers <input type="checkbox"/> Roller Carriers <input type="checkbox"/> 80% <input type="checkbox"/> 120% | | | | | | |
| DRAPERY STYLE <input type="checkbox"/> WHITE <input type="checkbox"/> BRONZE | <input type="checkbox"/> PINCH PLEAT # _____ <input type="checkbox"/> RIPLEFOLD select fullness: <input type="checkbox"/> 60% <input type="checkbox"/> 100% <input type="checkbox"/> CP40 Carriers <input type="checkbox"/> Roller Carriers <input type="checkbox"/> 80% <input type="checkbox"/> 120% | | | | | | | | | |
| 10 | <table border="1" style="width:100%; border-collapse: collapse;"> <tr> <td style="width:30%;">DRAW & MASTER CARRIER</td> <td style="width:30%;"> <input type="checkbox"/> ONE-WAY RIGHT (Motor right) <input type="checkbox"/> ONE-WAY LEFT (Motor left) <input type="checkbox"/> CENTER DRAW <input type="checkbox"/> Motor right <input type="checkbox"/> Motor left </td> <td style="width:40%;"> <input type="checkbox"/> OVERLAP MASTER <input type="checkbox"/> BUTT MASTER (Ripplefold Only) </td> </tr> </table> | | DRAW & MASTER CARRIER | <input type="checkbox"/> ONE-WAY RIGHT (Motor right) <input type="checkbox"/> ONE-WAY LEFT (Motor left) <input type="checkbox"/> CENTER DRAW <input type="checkbox"/> Motor right <input type="checkbox"/> Motor left | <input type="checkbox"/> OVERLAP MASTER <input type="checkbox"/> BUTT MASTER (Ripplefold Only) | | | | | |
| DRAW & MASTER CARRIER | <input type="checkbox"/> ONE-WAY RIGHT (Motor right) <input type="checkbox"/> ONE-WAY LEFT (Motor left) <input type="checkbox"/> CENTER DRAW <input type="checkbox"/> Motor right <input type="checkbox"/> Motor left | <input type="checkbox"/> OVERLAP MASTER <input type="checkbox"/> BUTT MASTER (Ripplefold Only) | | | | | | | | |

***R-TEC SMART CONTROLS BELOW IN ITEM 11 SOLD SEPARATELY.**

| | | | |
|--------------------------|---|--|---|
| 11 R-TEC SMART CONTROLS* | 1 control required for track system to function. Push 5 channel remote included, select alternative remote option for additional charge. HANDHELD REMOTE (Push 5 Channel, 65' Range) | HANDHELD REMOTE OPTIONS 65' Range Push 1 Ch white \$65.00 Push 15 Ch white \$75.00 Push 15 Ch black \$75.00 Push 15 Ch white \$85.00 | CUT-IN MOUNT SWITCH OPTIONS 65' Range, Requires RTMSMB/W \$8.50 <input type="checkbox"/> 1 Ch white \$50.64 2 Ch white \$56.59 15 Ch white \$75.00 |
| | Optional add-on controls <input type="checkbox"/> WI-FI TO ARC BRIDGE HUB, 2-WAY RF \$255.00 (60' Range) <input type="checkbox"/> ARC USB SIGNAL REPEATER \$120.00 (Extends the wireless range of the R-TEC Hub and Remotes up to 60') <input type="checkbox"/> WALL CHARGER \$8.49 | <input type="checkbox"/> INTERIOR SUN SENSOR \$45.00 (65' Range) | <input type="checkbox"/> SURFACE MOUNT WALL SWITCH \$70.00 (5 Channel, 65' Range) |

12 READ THE TERMS OF SALE on the Custom Solutions Payment Form on **page 3**, sign and submit along with your signed forms.

SPECIAL INSTRUCTIONS

LARGER PROJECTION BRACKETS & RETURN PLATES / EXTENDERS SOLD SEPARATELY.

| Length of Track | 48" | 96" | 144" | 192" | 216" |
|-------------------|-----|-----|------|------|------|
| Brackets Included | 3 | 4 | 5 | 6 | 6 |

SHIPPING » [Flat Rate Shipping Program](#) Lengths over 8' will ship truck and incur an oversized fee. Splicing options for overlength sizes and alternative freight quotes available.

PRICING »








PAYMENT FORM

ACCOUNT #

To place a Custom Solutions Shade System, Drapery Hardware System or Label order, you must complete and sign the Payment Form along with the applicable system build form. You may submit your completed forms via email to Sales@RowleyCompany.com.

For Order Forms, visit RowleyCompany.com/CustomSolutions

| | | | |
|---|--|--|--|
| <input type="radio"/> OVERNIGHT SHIPPING (additional freight will apply) | | SHIPPING » Flat Rate Shipping Program Lengths over 8' will ship truck and incur an oversized  fee. Splicing options for overlength sizes and alternative freight quotes available. | |
| SELECT ONE <input type="radio"/>  <input type="radio"/>  <input type="radio"/>  <input type="radio"/>  | | EXPIRATION DATE <div style="border: 1px solid black; width: 100px; height: 25px; margin: 0 auto;"></div> | |
| CREDIT CARD # - LAST 4 DIGITS <div style="border: 1px solid black; width: 100px; height: 25px; margin: 0 auto;"></div> | | SECURITY CODE <div style="border: 1px solid black; width: 100px; height: 25px; margin: 0 auto;"></div> | |
| I authorize Rowley® Company to charge the credit card above for all of my orders submitted to Rowley® Company. I have read, understood and agree to the Terms of Sale on this payment form. | | Visa, MC, Discover: 3 digits AMEX: 4 digits | |
| <div style="border: 1px solid black; padding: 10px;"> <p style="text-align: center;">Credit Card Billing Address (if different than ship to address)</p> <p>_____</p> <p>Complete Name of Card Holder</p> <p>_____</p> <p>Street Address</p> <p>_____</p> <p>City _____ State _____ Zip _____</p> <p>_____</p> <p>Phone</p> <p>_____</p> <p>Email</p> <p>_____</p> </div> | | <div style="border: 1px solid black; padding: 10px;"> <input type="checkbox"/> Ship and apply to my pre-approved Net 30 account. Account # _____ </div> <p>The price of the custom build includes all parts, labor and packaging, but does not include sales tax where applicable or shipping charges, for which the receiver is responsible. All orders will ship within five business days from confirmation of order with satisfactory payment arrangements. R-TEC Automation® orders will ship within 10 - 15 business days. For commercial orders, request a quote with timeline. Terms: Net 30 days to pre-approved accounts only or credit card. Prices, design and availability are subject to change or withdrawal without notice.</p> | |
| _____ Signature of purchaser / cardholder | | _____ Date | |

TERMS OF SALE

WARRANTIES BY ROWLEY® COMPANY

Rowley® Company agrees to repair or replace, free of charge, any Custom Solutions Shade or Track System that due to faulty parts or workmanship in the assembled Shade or Track System is returned freight pre-paid to Rowley® Company within ninety (90) days of delivery. The parts in the system are covered by a ten year warranty. These warranties do not cover systems that have been subjected to abuse. The R-TEC Automation® Slim Drapery Motor is covered by a 5 year warranty.

Orders for Custom Solutions Label, Shade or Track Systems are not cancelable and cannot be altered. Custom Solution Label, Shade or Track Systems are not returnable for any reason except warranty repair, as described above. The buyer verifies that all sizes and other specifications are correct. A Custom Solutions Shade or Track System will be custom-built to the size and other specifications written on the system order form. Rowley® Company will repair or replace without charge any Custom Solutions Shade or Track System that is not made correctly to those specifications. THE CUSTOMER WILL BE CHARGED FOR ANY REPAIRS OR REPLACEMENT NECESSITATED BY AN ERROR IN THE MEASUREMENT OR OTHER SPECIFICATIONS.

OWNERSHIP: All selected shipping preferences are F.O.B. shipping point from any Rowley® location; the buyer owns the shipment as soon as it leaves the Rowley® Company loading dock. In the event of damaged shipment, the buyer must accept the shipment and place a claim with the carrier. Prices quoted include all parts, labor and packaging for all Custom Solutions Shade or Track Systems. The buyer is responsible for shipping costs.



Rowley® Company
 230 Meek Road / Gastonia / NC / 28056
 Phone » toll-free 800-343-4542 or local 704-866-0650
 © 2024 Rowley® Company, LLC