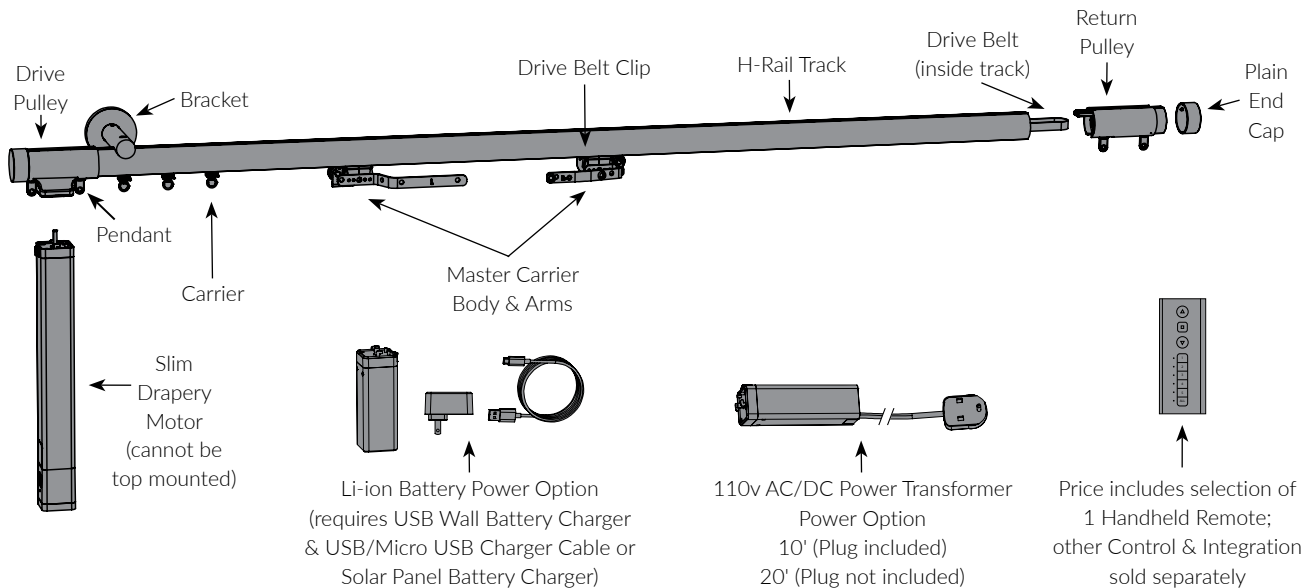


ARIA® AUTOMATED 1 3/8" H-RAIL TRAVERSE SYSTEMS



1 – CHOOSE YOUR SYSTEM QUANTITY & LENGTH

Let our in-house experts know how many systems to assemble, custom cut to your exact specification. Minimum 37" excluding Finials. Lengths up to 12' continuous (select finishes) and 24' spliced.

2 – CHOOSE YOUR SYSTEM STYLE

Select from Single or Double, Ceiling or Wall Mount, with various projection options.

3 – CHOOSE YOUR H-RAIL FINISH & FINIALS OR TRAVERSE RETURNS

Select from 8 finishes that coordinate with our Antiquities Finials or Matte Black Traverse Returns (sold separately).

4 – CHOOSE YOUR MOTOR POWER

Select from Li-ion Battery or 110v AC/DC Power Transformer.

5 – CHOOSE YOUR DRAPERY STYLE, DRAW & MASTER CARRIER

Select from Pinch Pleat or Ripplefold; One-Way Draw Right or Left, or Center Draw; Overlap Master Carriers are standard, or Butt Master Carrier option can be substituted if Ripplefold Drapery Style is selected.

PINCH PLEAT

- Carriers available in White. Please specify number of carriers.



RIPPLEFOLD

- Carriers available in White. 60%, 80%, 100% or 120% fullness available; please specify fullness on order.
- Butt Master Carriers available, allowing some light to filter between draperies on center draw treatments.



6 – CHOOSE YOUR CONTROL & INTEGRATION

See [compatibility chart](#). Select from a variety of handheld remotes (1 included) and wall switches (sold separately), or take your drapery control to the next level by upgrading to a hub to integrate your draperies with whole home and voice control systems (sold separately).

Company _____	Contact _____	Date _____
Street Address _____		Person to contact with technical questions _____
City _____	State _____ Zip _____	PO _____ Phone _____
Email _____ (required for shipping confirmation)		
Ship to (if different from above) _____		Attn _____
Street Address _____		City _____ State _____ Zip _____

PLEASE COMPLETE ITEMS 1 THROUGH 9.

For assistance, call Customer Service at 866.985.3423.
Email completed form to rteautomation@RowleyCompany.com.

1	Total number of systems to be made to these specifications	→	<input style="width: 50px; height: 20px;" type="text"/>	(Use another order form for systems with different specifications)
2	FINISHED H-RAIL LENGTH Minimum 37" excluding Finials	<input style="width: 40px; height: 20px;" type="text"/> ft. <input style="width: 40px; height: 20px;" type="text"/> in.	Minimum H-Rail length is 37" excluding Finials Maximum continuous length is 12' on all finishes except BZ, ORB and IC. Maximum continuous length for BZ, ORB and IC is 8'. Longer lengths will be spliced.	
3	SYSTEM STYLE	<div style="display: flex; justify-content: space-between;"> <div style="width: 48%;"> <input type="checkbox"/> SINGLE ROD WALL MOUNT (3 1/2" PROJECTION) CSRTFMH138400 <input type="checkbox"/> SINGLE ROD WALL MOUNT (6" PROJECTION) CSRTFMH138401 <input type="checkbox"/> SINGLE ROD CEILING MOUNT (2 3/8" DROP) CSRTFMH138403 </div> <div style="width: 48%;"> <input type="checkbox"/> SINGLE ROD CEILING CLIP CSRTFMH138406 <input type="checkbox"/> DOUBLE ROD WALL MOUNT CSRTFMH138402 <input type="checkbox"/> DOUBLE ROD CEILING MOUNT CSRTFMH138404 </div> </div>		
4	FINISH & FINIALS	<div style="display: flex; justify-content: space-between;"> <div style="width: 48%;"> <input type="checkbox"/> POLISHED NICKEL PN <input type="checkbox"/> ANTIQUE PEWTER AP <input type="checkbox"/> IRON COPPER IC <input type="checkbox"/> ANTIQUE BRASS AB </div> <div style="width: 48%;"> <input type="checkbox"/> BRUSHED BRONZE BZ <input type="checkbox"/> OIL RUBBED BRONZE ORB <input type="checkbox"/> SATIN BLACK SK <input type="checkbox"/> MATTE BLACK MK </div> </div> <div style="border: 1px solid black; padding: 5px; margin-top: 10px; text-align: center;"> Antiquities Finials or Traverse French Returns sold separately. </div>		
5	MOTOR & COMPONENTS	<div style="display: flex; justify-content: space-between;"> <div style="width: 48%;"> <input type="checkbox"/> Li-ion Battery (Includes Charger) <input type="checkbox"/> Solar Panel \$134.83 </div> <div style="width: 48%;"> <input type="checkbox"/> 110v AC/DC Power Transformer 10' (Plug included) <input type="checkbox"/> 110v AC/DC Power Transformer 20' \$84.27 <input type="checkbox"/> 3 Conductor Male Plug \$28.09 </div> </div>		
6	DRAPERY STYLE Carrier Color: White	<div style="display: flex; justify-content: space-between;"> <div style="width: 48%;"> <input type="checkbox"/> PINCH PLEAT # _____ CP40 Carriers </div> <div style="width: 48%;"> <input type="checkbox"/> RIPPLEFOLD Roller Carriers </div> </div> <div style="margin-top: 5px;"> select fullness: <input type="checkbox"/> 60% <input type="checkbox"/> 100% <input type="checkbox"/> 80% <input type="checkbox"/> 120% </div>		
7	MASTER CARRIER & DRAW Select Overlap or Butt Master option first, then select Draw.	<div style="display: flex; justify-content: space-between;"> <div style="width: 48%;"> <input type="checkbox"/> OVERLAP MASTER <input type="checkbox"/> ONE-WAY RIGHT (Pinch Pleat Only, Motor right) <input type="checkbox"/> ONE-WAY LEFT (Pinch Pleat Only, Motor left) <input type="checkbox"/> CENTER DRAW (Pinch Pleat or Ripplefold) <input type="checkbox"/> Motor right <input type="checkbox"/> Motor left </div> <div style="width: 48%;"> <input type="checkbox"/> BUTT MASTER (Ripplefold Only) <input type="checkbox"/> ONE-WAY RIGHT (Ripplefold Only, Motor right) <input type="checkbox"/> ONE-WAY LEFT (Ripplefold Only, Motor left) <input type="checkbox"/> CENTER DRAW (Ripplefold Only) <input type="checkbox"/> Motor right <input type="checkbox"/> Motor left </div> </div>		

CONTROL & INTEGRATION - PRICING INCLUDES SELECTION OF 1 HANDHELD REMOTE

8	CONTROL & INTEGRATION	1 control required for system to function - price includes selection of 1 remote; other controls sold separately.	HANDHELD REMOTE OPTIONS 65' Range Push 1 ch <input type="checkbox"/> White <input type="checkbox"/> Black <input type="checkbox"/> Push 5 ch <input type="checkbox"/> White <input type="checkbox"/> Black <input type="checkbox"/> Push 15 ch <input type="checkbox"/> White <input type="checkbox"/> Black <input type="checkbox"/> AUTOMATE PULSE 2 HUB \$286.52 (60' Range) <input type="checkbox"/> ARC USB SIGNAL REPEATER \$134.83 (Extends the wireless range of the Automate [®] Pulse 2 Hub & Remotes up to 60') <input type="checkbox"/> WALL CHARGER \$16.85	CUT-IN MOUNT SWITCH OPTIONS 65' Range, Requires RTMSMB/W \$9.55 <input type="checkbox"/> 1 Ch white \$56.90 <input type="checkbox"/> 2 Ch white \$63.58 <input type="checkbox"/> 15 Ch white \$84.27 <input type="checkbox"/> INTERIOR SUN SENSOR \$50.56 (65' Range)	<input type="checkbox"/> SURFACE MOUNT WALL SWITCH \$78.65 (5 Channel, 65' Range) <input type="checkbox"/> BOND BRIDGE PRO HUB \$401.74 (3,500 sq. ft. Range)
----------	-----------------------	---	---	---	--

9 READ THE TERMS OF SALE on the Custom Solutions Payment Form on **page 3**, sign and submit along with your signed forms.

SPECIAL INSTRUCTIONS (Please indicate on all double systems if back track specifications differ.)

*Includes H-Rail Track(s), Motor(s), Power Option(s), Pulleys, Drive Belt & Clips, Pendants, Brackets, Carriers, Master Carriers, Plain End Caps and choice of 1 Handheld Remote Control. Other Control & Integration options, Antiquities Finials or Traverse French Returns sold separately.

SHIPPING » [Flat Rate Shipping Program](#) Lengths over 8' will ship truck and incur an oversized fee. Splicing options for overlength sizes and alternative freight quotes available.



PRICING »

Rowley[®] Company
230 Meek Road / Gastonia / NC / 28056
Phone » Motorized Systems 866-985-3423
© 2025 Rowley[®] Company, LLC

Signature of purchaser / cardholder _____

Date _____

DESIGN your WINDOW ▶








PAYMENT FORM

ACCOUNT #

To place a Custom Solutions Shade System or Drapery Hardware System order, you must complete and sign the Payment Form along with the applicable system build form. You may submit your completed forms via email to Sales@RowleyCompany.com.

For Order Forms, visit RowleyCompany.com/CustomSolutions

<input type="radio"/> OVERNIGHT SHIPPING (additional freight will apply)	SHIPPING » Flat Rate Shipping Program Lengths over 8' will ship truck and incur an oversized  fee. Splicing options for overlength sizes and alternative freight quotes available.
<div style="display: flex; justify-content: space-between;"> <div style="width: 60%;"> <p>SELECT ONE</p> <div style="display: flex; justify-content: space-around; align-items: center;"> <input type="radio"/>  <input type="radio"/>  <input type="radio"/>  <input type="radio"/>  </div> <p>CREDIT CARD # - LAST 4 DIGITS</p> <div style="border: 1px solid black; width: 100px; height: 25px; margin-bottom: 5px;"></div> <div style="border: 1px solid black; width: 100px; height: 25px; margin-bottom: 5px;"></div> <div style="border: 1px solid black; width: 100px; height: 25px; margin-bottom: 5px;"></div> <div style="border: 1px solid black; width: 100px; height: 25px;"></div> </div> </div> <div style="width: 40%;"> <p>EXPIRATION DATE</p> <div style="border: 1px solid black; width: 100px; height: 25px; margin-bottom: 5px;"></div> <div style="border: 1px solid black; width: 100px; height: 25px; margin-bottom: 5px;"></div> <div style="border: 1px solid black; width: 100px; height: 25px; margin-bottom: 5px;"></div> <div style="border: 1px solid black; width: 100px; height: 25px;"></div> </div>	

TERMS OF SALE

WARRANTIES BY ROWLEY® COMPANY

Rowley® Company agrees to repair or replace, free of charge, any Custom Solutions Shade or Track System that due to faulty parts or workmanship in the assembled Shade or Track System is returned freight pre-paid to Rowley® Company within ninety (90) days of delivery. The parts in the system are covered by a ten year warranty. These warranties do not cover systems that have been subjected to abuse. The Slim Drapery Motor is covered by a 5 year warranty.

Orders for Custom Solutions Shade or Track Systems are not cancelable and cannot be altered. Custom Solutions Shade or Track Systems are not returnable for any reason except warranty repair, as described above. The buyer verifies that all sizes and other specifications are correct. A Custom Solutions Shade or Track System will be custom-built to the size and other specifications written on the system order form. Rowley® Company will repair or replace without charge any Custom Solutions Shade or Track System that is not made correctly to those specifications. THE CUSTOMER WILL BE CHARGED FOR ANY REPAIRS OR REPLACEMENT NECESSITATED BY AN ERROR IN THE MEASUREMENT OR OTHER SPECIFICATIONS.

OWNERSHIP: All selected shipping preferences are F.O.B. shipping point from any Rowley® location; the buyer owns the shipment as soon as it leaves the Rowley® Company loading dock. In the event of damaged shipment, the buyer must accept the shipment and place a claim with the carrier. Prices quoted include all parts, labor and packaging for all Custom Solutions Shade or Track Systems. The buyer is responsible for shipping costs.



Rowley® Company
230 Meek Road / Gastonia / NC / 28056
Phone » toll-free 800-343-4542 or local 704-866-0650
© 2025 Rowley® Company, LLC