


A Guide For Getting To Know the R-TEC Automation® Sales Kit: Step-By-Step Instructions

Optimize small workspaces to fabricate heavy window treatments.



Utilize the R-TEC Automation® Sales Kit for Successful Automated Roman Shades:

Where to you go for everything you need to know about automated Roman shades?
The R-TEC Automation Sales Kit! This valuable tool is available to you just for the asking.

[Request your FREE Sales Kit](#)

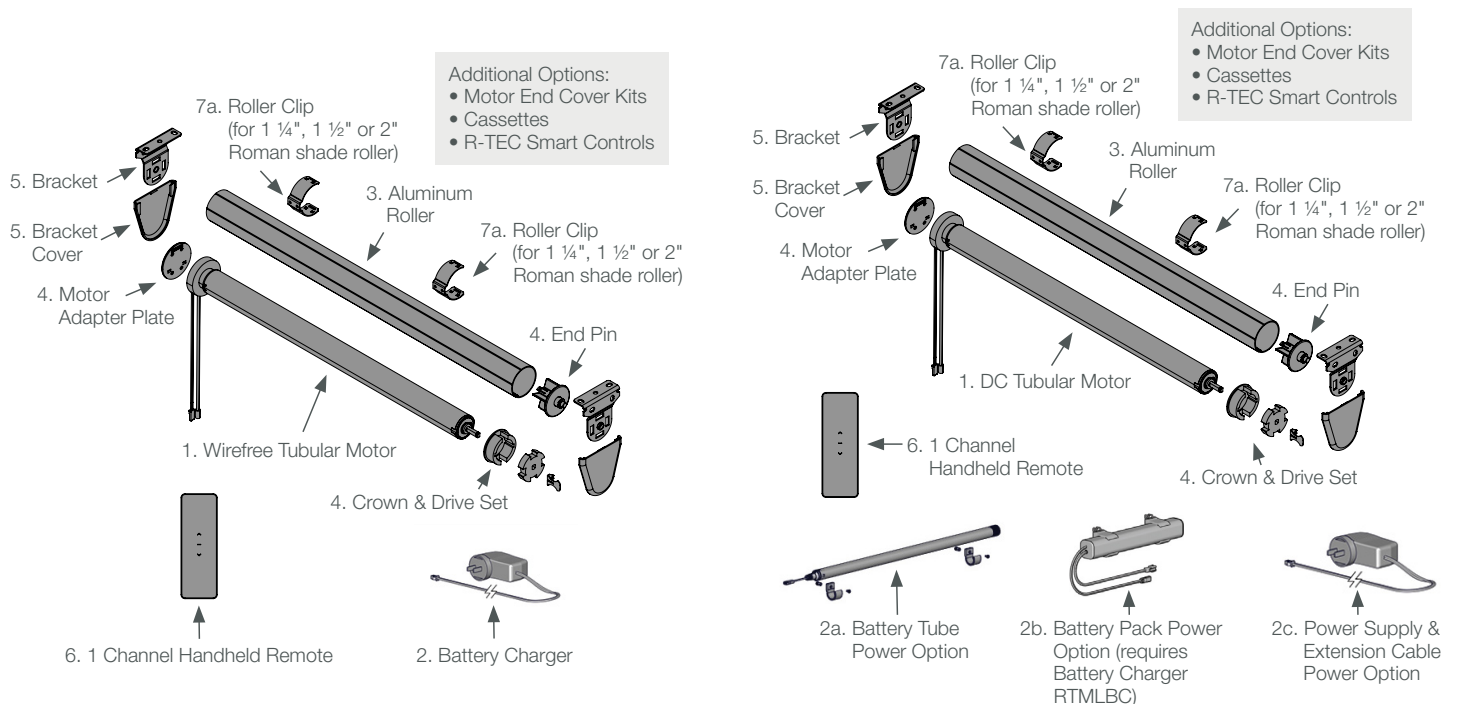
Item # RTMSALESKIT

What's inside?

- [R-TEC Automation® Catalog](#) for quick reference to motorization options.
- Tabbed [Spec Sheets](#) for each motor type with relevant features and benefits.
- [Custom Solutions](#) order forms to have Rowley do the work for you!
- R-TEC Automation® [Shade Databook](#) with technical information on our shade motors and related R-TEC Smart Controls.
- The [Databook](#) provides detailed information to facilitate the specification of motor solutions and options for designer applications.

What's Inside the Shade Databook?

- R-TEC Shade Motor General Information
- Shade Motors Features
- Motor Specs
- Motor performance on shades
- Exploded Views of Wirefree Tubular Motors & DC Tubular Motors



Choosing the Right Motor & Components for Your Shade Weight & Style:


MOTOR FEATURES



2-Way RF
Communication



Leveling
Control



Preferred Upper /
Lower Limit Settings



Favorite
Position



Adjustable
Speed



Quiet
Operation

Wand Features

Wirefree & DC Features

Automated Shades Ordering Information:

- 1 SELECT YOUR MOTOR**
Pick from Li-ion, Li-ion with Attached Wand Control or DC Tubular.
- 2 SELECT YOUR SHADE WEIGHT**
Your shade weight determines tube size.
- 3 SELECT YOUR LIFTING MATERIAL**
Choose from Encased Lift Cord Tube or 6" Lift Band.
- 4 SELECT YOUR SHADE DIMENSIONS**
Be sure to check maximum size for weight in step 2.
- 5 SELECT YOUR SHADE SPECIFICATIONS**
Don't forget about the number of columns of lifting material on the shade and shade mounting.
- 6 SELECT YOUR COMPONENTS & ACCESSORIES**
From Battery Chargers and Extensions, we've got you covered.
- 7 SELECT YOUR R-TEC SMART CONTROLS**
System includes handheld 1 channel remote. Take your shade control to the next level by upgrading to the R-TEC Hub to integrate your shades with whole home and voice control systems.



For more information on motorized shade systems, watch this recorded webinar >

[Motorization Basics-Selling the Right Solution](#)

