



*Custom  
Decorative Hardware*



**2019 PRODUCT CATALOG**

[FinestraCustomHardware.com](http://FinestraCustomHardware.com)



FINISHES



FINIALS



END CAPS



HOLDBACKS



POLES



RINGS



BRACKETS



TRAVERSE



SATIN BLACK = SK



OLD WORLD GOLD = OWG



ANTIQUE GOLD = AG



PEWTER = PT



DARK CHOCOLATE = DC



TOBACCO = TB



RUBBED GOLD = RG



METALLIC SILVER = MS



OLD WORLD = OWD



CHINOISORIE = CHI



HARVEST GOLD = GLD



ANTIQUE PEWTER = AP



BRONZE = BZ



IRON COPPER = IC



STONE GOLD = STG



ANTIQUE SILVER = AS



WALNUT = WNT



COPPER PENNY = CP



TUSK = TK



RUSTIC TAUPE = RTA



WEATHERED BRONZE = WB



THEATRE ANTIQUE GOLD = TAG



STONE LINEN = SL



WEATHERED WOOD = WEA



WHITE = WH



FCHFS/1

*The customized details...*

Passionate about color and texture, our artisans hand finish every piece of Finestra® Custom Decorative Hardware with a touch of old world craftsmanship.

*Experience Finestra® & order a finish sample ring today.*



*Custom Decorative Hardware*

FINIALS




Royal Crest Finial  
shown in Rubbed Gold



shown in OWG

*Ball*

- 1 3/8" FCH138102R/
- 2" FCH200102R/
- 3" FCH300102R/



shown in GLD

*Talia*

- 1 3/8" FCH138101R/
- 2" FCH200101R/
- 3" FCH300101R/






shown in RTA

Crown

- 1 3/8" FCH138106R/
- 2" FCH200106R/
- 3" FCH300106R/



shown in WB

Kingston

- 1 3/8" FCH138107R/
- 2" FCH200107R/
- 3" FCH300107R/





shown in IC

*Beauregard*

- 1 3/8" FCH138108R/
- 2" FCH200108R/
- 3" FCH300108R/



shown in GLD

*Wilshire*

- 1 3/8" FCH138109R/
- 2" FCH200109R/
- 3" FCH300109R/





shown in WEA

*Wellington*

- 1 3/8" FCH138114R/
- 2" FCH200114R/
- 3" FCH300114R/



SK OWG AG PT



DC TB RG MS



OWD CHI GLD AP



BZ IC STG AS



WNT CP TK RTA



WB TAG SL WEA




WH




shown in TAG

*Anthea*

- 1 3/8" FCH138115R/
- 2" FCH200115R/
- 3" FCH300115R/



SK OWG AG PT



DC TB RG MS



OWD CHI GLD AP



BZ IC STG AS



WNT CP TK RTA



WB TAG SL WEA



WH





shown in WB

### Royal Crest

- 1 3/8" FCH138120R/
- 2" FCH200120R/
- 3" FCH300120R/



WH



shown in AG

### Victoria

- 1 3/8" FCH138121R/
- 2" FCH200121R/
- 3" FCH300121R/



WH



shown in CP

Keystone

- 1 3/8" FCH138123R/
- 2" FCH200123R/
- 3" FCH300123R/



WH



shown in MS

Crowned Acorn

- 1 3/8" FCH138129R/
- 2" FCH200129R/
- 3" FCH300129R/



WH



shown in TB

*Florentine*


1 3/8" FCH138130R/  
 2" FCH200130R/  
 3" FCH300130R/



shown in GLD

*Artichoke*

1 3/8" FCH138131R/  
 2" FCH200131R/  
 3" FCH300131R/





shown in CHI

*Basket Weave Egg*

- 1 3/8" FCH138132R/
- 2" FCH200132R/
- 3" FCH300132R/



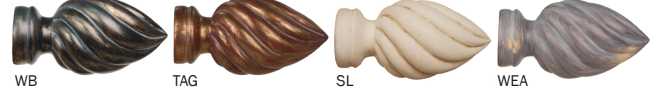


WH




shown in AS

*Swirl*

- 1 3/8" FCH138133R/
- 2" FCH200133R/
- 3" FCH300133R/



WH



shown in GLD

*Isabella*

- 1 3/8" FCH138134R/
- 2" FCH200134R/
- 3" FCH300134R/




shown in WEA

*Martin*

- 1 3/8" FCH138140R/
- 2" FCH200140R/
- 3" FCH300140R/





shown in AP

Alexa

- 1 3/8" FCH138147R/
- 2" FCH200147R/
- 3" FCH300147R/



shown in TAG

Stella

- 1 3/8" FCH138148R/
- 2" FCH200148R/
- 3" FCH300148R/






shown in WB

Square

2" FCH200182R/  
3" FCH300182R/

\*For use on a round pole.





shown in OWG

Chadwick

2" FCH200180R/  
3" FCH300180R/

\*For use on a square pole.





shown in TK

Royal Medallion

- 1 3/8" FCH138186R/
- 2" FCH200186R/
- 3" FCH300186R/




shown in MS

Emperor

- 1 3/8" FCH138187R/
- 2" FCH200187R/
- 3" FCH300187R/








shown in RG

### Plain End Cap

- 1 3/8" FCH138192R/
- 2" FCH200192R/
- 3" FCH300192R/



shown in CHI

### Iron Scroll

- 1 3/8" FCH138193R/
- 2" FCH200193R/
- 3" FCH300193R/





shown in IC

*Emperor*

2 3/8" D FCH900R/  
3 1/2" D FCH901R/



2 3/8" D



3 1/2" D



SK



OWG



AG



PT



DC



TB



RG



MS



OWD



CHI



GLD



AP



BZ



IC



STG



AS



WNT



CP



TK



RTA



WB



TAG



SL



WEA



WH



shown in RG

*Beauregard*

4 3/4" D FCH910R/



4 3/4" D



SK



OWG



AG



PT



DC



TB



RG



MS



OWD



CHI



GLD



AP



BZ



IC



STG



AS



WNT



CP



TK



RTA



WB



TAG



SL



WEA



WH



shown in BZ

### Royal Medallion

2 3/8" D FCH915R/  
3 3/8" D FCH916R/



2 3/8" D



3 3/8" D



Available in coordinating end cap on page 16.



shown in AS

### Chadwick

4 1/2" D FCH920R/



4 1/2" D



Available in coordinating end cap on page 15.



shown in TAG

Large Circle Bolt

7" D FCH930R/



7" D



shown in OWG

Holdback Extensions

Each holdback order includes a 2" base (FCH999W/). Holdback extensions (FCH990W/) are also available in 2" increments.



Adjustable Mounting Bracket

2" FCH999W/

4" FCH991W/

6" FCH991W/

**Tip:** Mount holdbacks as decorative elements!

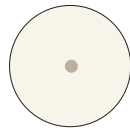




Large Circle Bolt Holdback  
shown in Antique Silver




# POLES



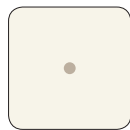
### Smooth Pole

1 3/8" D - 4' up to 12'  
2" D, 3" D - 4' up to 16'



### Fluted Pole

1 3/8" D - 4' up to 12'  
2" D, 3" D - 4' up to 16'



### Square Pole

2" D and 3" D  
4' up to 12'

# RINGS



### Smooth Rings

1 3/8" Pole  
2 5/8" OD x 1 1/2" ID  
FCH138300W/

2" Pole  
3 1/2" OD x 2 5/8" ID  
FCH200300W/

3" Pole  
4 5/8" OD x 3 1/2" ID  
FCH300300W/

### Decorative Rings

1 3/8" Pole  
2 3/4" OD x 2 1/8" ID  
FCH138305R/

2" Pole  
3 1/2" OD x 2 1/2" ID  
FCH200305R/

3" Pole  
4 3/4" OD x 3 1/2" ID  
FCH300305R/


### Square Rings

2" Square  
3" OD x 2 3/8" ID  
FCH200311R/

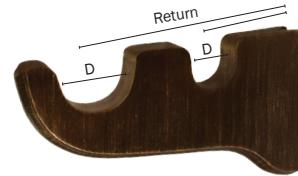
3" Square  
4" OD x 3 3/8" ID  
FCH300311R/

# BRACKETS

## Flushmount Brackets

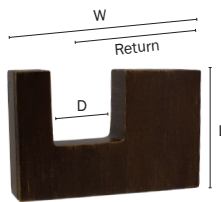


Single Bracket  
 1 3/8" D, 3 1/2" Return FCH138400W/  
 2" D, 3 1/2" Return FCH200400W/  
 2" D, 7" Return FCH200401W/  
 3" D, 4" Return FCH300400W/

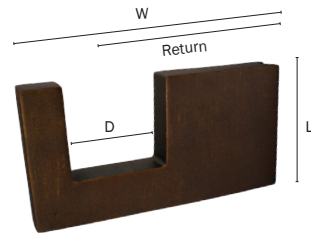


Double Bracket  
 2" D Front Pole,  
 1 3/8" D Back Pole  
 3 1/4" and 7" Return  
 FCH200402W/

## Square Brackets




2" D, 3 1/2" Return  
 5 5/8" W x 3 1/2" L  
 FCH200422R/  
 3" D, 3 1/2" Return  
 6 1/2" W x 4 1/2" L  
 FCH300422R/

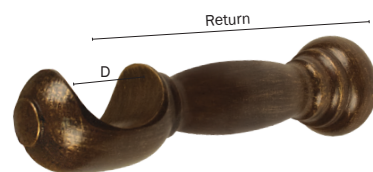


2" D, 6" Return  
 8" W x 3 1/2" L  
 FCH200423R/  
 3" D, 6" Return  
 9" W x 4 1/2" L  
 FCH300423R/

## European Brackets



1 3/8" D, 3 1/2" Return  
 FCH138430W/  
 2" D, 4" Return  
 FCH200430W/



1 3/8" D, 6 1/2" Return  
 FCH138431W/  
 2" D, 7" Return  
 FCH200431W/

## Mounts and Sockets



Ceiling Mount Bracket  
 1 3/8" D pole - FCH138403W/  
 2" D pole - FCH200403W/  
 3" D pole - FCH300403W/



1 3/8" Swivel Socket  
 FCH138405W/  
 2" Swivel Socket  
 FCH200405W/



Iron Scroll Inside  
 Mount Pair  
 1 3/8" D  
 FCH138408R/  
 2" D  
 FCH200408R/



Plain Inside  
 Mount Pair  
 1 3/8" D  
 FCH138404R/  
 2" D  
 FCH200404R/



*Custom Decorative Hardware*

TRAVERSE



Chadwick End Cap  
shown in Antique Silver






# TRAVERSE OPTIONS

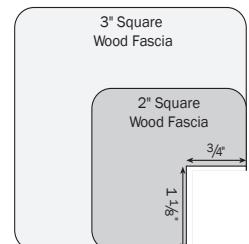
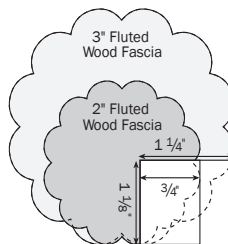
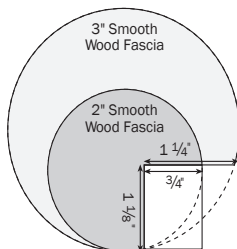
- Length: 4' - 16'.
- Fluted, smooth or square fascias in 2" or 3" D.
- With or without "C" Rings.
- Baton draw (standard 36" fiberglass) or corded (standard 72" drop).
- 3" or 6" return brackets.
- Single or double track system.
- Brown or white color: track, brackets, cord, tension device.
- Ripplefold or Pinch Pleat.
- Center, left or right draw.
- Cord left or right.

\*See price list for available kits and components.

Components are white.  
 Look for the brown icon  for components available in brown and add /B to order.



# FASCIAS






Kingston Finial  
shown in Weathered Bronze

## TRAVERSE SYSTEM OPTIONS

*Baton Draw*



Track and components available in White or Brown



### SINGLE TRACK SYSTEM

no "C" Rings, Baton Draw, Fluted or Smooth, 2" or 3" D



### DOUBLE TRACK SYSTEM

no "C" Rings, Baton Draw, Fluted or Smooth, 2" or 3" D

## FINESTRA® FIBERGLASS BATONS



Available in all 25 custom finishes on page 3.

\*Shown in OWG

36" Fiberglass Baton  
FCH312A/ FCH312S/

48" Fiberglass Baton  
FCH314A/ FCH314S/

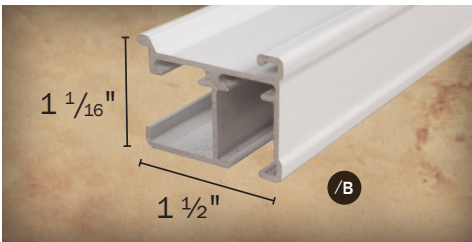
60" Fiberglass Baton  
FCH316A/ FCH316S/




**Talia Finial**  
shown in Old World Gold

## TRAVERSE SYSTEM OPTIONS

*Cord Draw*



Track and components available in White or Brown



### SINGLE TRACK SYSTEM

Cord Draw, Ripplefold or Pinch Pleat, Fluted or Smooth, 2" or 3" D



### DOUBLE TRACK SYSTEM

Cord Draw, Ripplefold or Pinch Pleat, Fluted or Smooth, 2" or 3" D

## TRAVERSE ROD CORDING



White - LC32/100  
Gold - LC34/100  
Brown - LC36/100

## TENSION DEVICES



### SURE-SHADE™ UNIVERSAL DRIVE TENSION DEVICE

White - CT70/W  
Dark Brown - CT70/DB

Other colors  
available:  
Black (K)  
Pecan (P)  
Beige (B)  
Off-White (N)  
Gray (G)  
Clear (C)



Iron Scroll End Cap  
shown in Stone Gold



Wilshire Finial  
shown in Old World Gold

## TRAVERSE SYSTEM OPTIONS

*Baton and Cord Draw with "C" Rings*



SINGLE TRACK SYSTEM  
with "C" Rings, Baton Draw, Pinch Pleat, Fluted or Smooth,  
2" or 3" D



SINGLE TRACK SYSTEM  
with "C" Rings, Cord Draw, Pinch Pleat, Fluted or Smooth,  
2" or 3" D



DOUBLE TRACK SYSTEM  
with "C" Rings, Baton Draw, Pinch Pleat, Fluted or Smooth,  
2" or 3" D



DOUBLE TRACK SYSTEM  
with "C" Rings, Cord Draw, Pinch Pleat, Fluted or Smooth,  
2" or 3" D

### "C" RINGS



FCHT200300R/  
FCHT300300R/

\*Available in all 25 custom  
finishes on page 3.



## CUSTOMIZED DETAILS...

---

The customized details offered in the Finestra line allow you to design drapery hardware that is an extension of your own exquisite style.

## OUR STORY

---

Balancing timeless beauty with functionality, Finestra Custom Decorative Hardware incorporates the look of old world elegance into modern day décor.

Inspired by the opulence and historical references of the Rococo, Renaissance and Baroque eras; the Finestra® Custom Decorative Hardware collection combines exquisite design details with hand crafted finishes evoking timeless luxury and elegance.

The Finestra Custom collection offers 26 beautiful finial designs that blend traditional styling with ornate details, 25 rich hand painted finishes with unique characteristics and a selection of pole designs custom-sized to fit any window. All options are available in 1 3/8", 2" and 3" diameters and ship within a 10 business day lead time. Decorative, coordinating traverse is also available in custom sizes for both residential and commercial applications with a 10 business day lead time.





## *Custom Decorative Hardware*



### **TO PLACE AN ORDER**

Phone 1-888-443-8182 - US & Canada  
704-866-0650 - Outside US & Canada

Fax 1-800-554-0407 - US & Canada  
704-868-9787 - Outside US & Canada

E-Mail [Sales@FinestraDecorativeHardware.com](mailto:Sales@FinestraDecorativeHardware.com)

Web [FinestraCustomHardware.com](http://FinestraCustomHardware.com)

230 Meek Road  
Gastonia, NC 28056

Offices are open Monday -  
Friday 8:00 AM - 6:00 PM ET

Proudly finished in the USA.