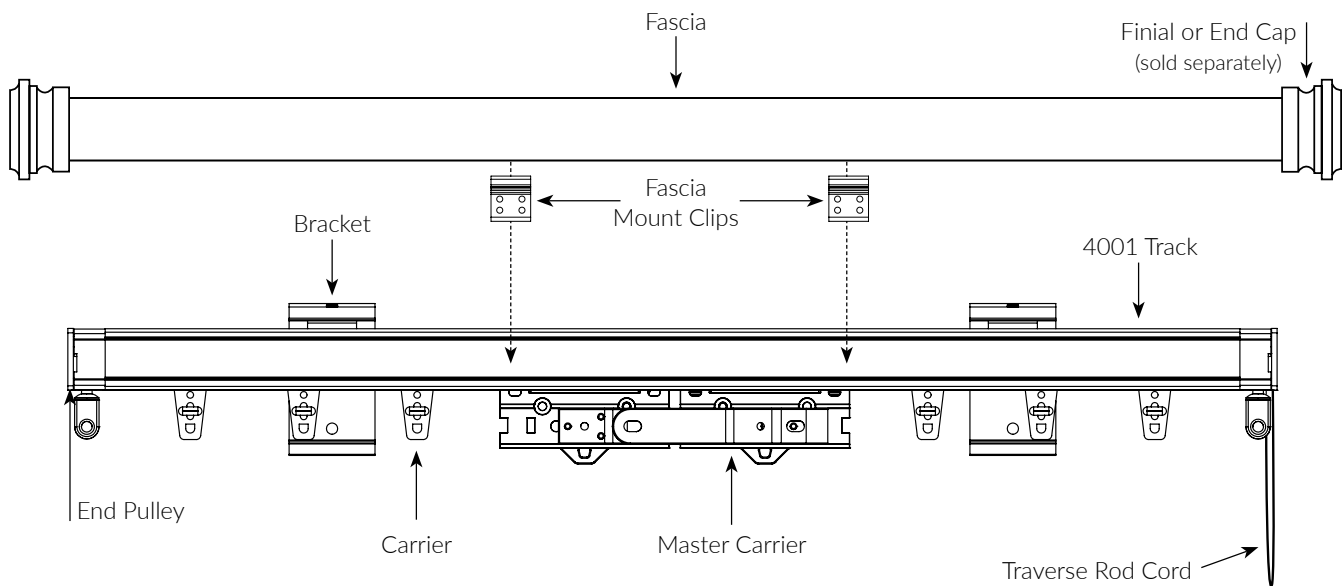


## FINESTRA® WOOD MANUAL 4001 CORD DRAW SYSTEMS



### 1 – CHOOSE YOUR SYSTEM QUANTITY & LENGTH

Let our in-house experts know how many systems to assemble, custom cut to your exact specification. Minimum 18" excluding Finials. Track lengths up to 16' continuous and 36' spliced; Fascia lengths up to 12' continuous and 36' spliced.

### 2 – CHOOSE YOUR TRACK INFORMATION

Select from Single or Double Wall Mount. If ordering Double Track, complete Back Track information if different from Front Track.

### 3 – CHOOSE YOUR TRACK COLOR

Select from White or Bronze. Components will match Track Color unless otherwise noted.

### 4 – CHOOSE YOUR DRAW, DRAPERY STYLE & MASTER CARRIER

Select from One-Way Right or Left, Center or Stationary; Pinch Pleat or Ripplefold; Overlap Master Carriers are standard, or Butt Master Carrier option can be substituted if Ripplefold Drapery Style is selected.

#### PINCH PLEAT

- Carriers available in White or Bronze. Please specify number of carriers.



#### RIPPLEFOLD

- Friction Carriers available in White. Roller Carriers available in White or Bronze. 60%, 80%, 100% or 120% fullness available; please specify on order.
- Butt Master Carriers available, allowing some light to filter between draperies on center draw treatments.



### 5 – CHOOSE YOUR CORD DETAILS

Insert your Cord Drop Length in inches. Cord is White.

### 6 – CHOOSE YOUR FINISH, FASCIA STYLE / SIZE & FINIALS

5 Quick Ship and 2 Custom Shimmer Finishes. 1 3/8" or 2" Smooth or Reeded Fascia. Finials or End Caps sold separately.



# FINESTRA® WOOD HARDWARE MANUAL 4001 CORD DRAW TRAVERSE SYSTEM

REV February 1, 2025

ACCOUNT # \_\_\_\_\_

Wall Mount | Pinch Pleat or Ripplefold

Company \_\_\_\_\_ Contact \_\_\_\_\_ Date \_\_\_\_\_  
 Street Address \_\_\_\_\_ Person to contact with technical questions \_\_\_\_\_  
 City \_\_\_\_\_ State \_\_\_\_\_ Zip \_\_\_\_\_ PO \_\_\_\_\_ Phone \_\_\_\_\_  
 Email \_\_\_\_\_ (required for shipping confirmation)  
 Ship to (if different from above) \_\_\_\_\_ Attn \_\_\_\_\_  
 Street Address \_\_\_\_\_ City \_\_\_\_\_ State \_\_\_\_\_ Zip \_\_\_\_\_

### PLEASE COMPLETE ITEMS 1 THROUGH 12.

For assistance, call Customer Service at 800.343.4542 or 704.866.0650.  
Email completed form to [sales@finestradecorativehardware.com](mailto:sales@finestradecorativehardware.com).

**1** Total number of systems to be made to these specifications.  (Use another order form for systems with different specifications)

**2** FRONT TRACK INFORMATION  
 Track/Bracket  WHITE  
 Color:  BRONZE  
 LENGTH  ft.  in.  
 Minimum 18" excluding Finials  
 SINGLE BRACKET 3 1/4" Projection  
 DOUBLE BRACKET 2 1/2" - 4 1/2" Rear Projection 5 1/2" - 7" Front Projection

**3** DRAW  
 ONE-WAY LEFT  ONE-WAY RIGHT  CENTER DRAW  Right Cord  Left Cord  STATIONARY

**4** DRAPERY STYLE  
 Color of  WHITE  
 Carriers:  BRONZE  
 PINCH PLEAT # \_\_\_\_\_ CP10 Carriers  
 RIPPLEFOLD (White Only) Friction Carriers  
 RIPPLEFOLD Roller Carriers select fullness:  60%  100%  80%  120%  
 BUTT MASTER (Ripplefold only)

**5** CORD COLOR: WHITE  
 CORD DROP LENGTH: \_\_\_\_\_"

**6** FASCIA  
 STYLE:  Smooth  Reeded  
 SIZE:  1 3/4"  2"  
 FINISH:  ES  MA  WA  PE  AW  
 \*CUSTOM SHIMMER:  GOLD /GS  SILVER /SS

**7** IS THIS BUILD A DOUBLE TRACK?  Yes  No \*If yes, please complete items 8 through 12. If no, please skip to item 12.

**8** BACK TRACK INFORMATION  
 Track/Bracket  WHITE  
 Color:  BRONZE  
 LENGTH  ft.  in.  
 Single: CSFSWT1384001/  
 Double: CSFSWT1384001/D CSFSWT2004001/  
 CSFSWT2004001/D

**9** DRAW  
 ONE-WAY LEFT  ONE-WAY RIGHT  CENTER DRAW  Right Cord  Left Cord

**10** DRAPERY STYLE  
 Color of  WHITE  
 Carriers:  BRONZE  
 PINCH PLEAT # \_\_\_\_\_ CP10 Carriers  
 RIPPLEFOLD (White Only) Friction Carriers  
 RIPPLEFOLD Roller Carriers select fullness:  60%  100%  80%  120%  
 BUTT MASTER (Ripplefold only)

**11** CORD COLOR: WHITE  
 CORD DROP LENGTH: \_\_\_\_\_"

**12** READ THE TERMS OF SALE on the Custom Solutions Payment Form on page 3, sign and submit along with your signed forms.

### SPECIAL INSTRUCTIONS

LARGER PROJECTION BRACKETS & RETURN PLATES / EXTENDERS SOLD SEPARATELY.

Length of Track	48"	96"	144"	192"
Brackets Included	3	4	5	6

\* For a minimal 25% surcharge, Gold and Silver Shimmers can be applied to Finials/ End Caps, & Fascias to accentuate your Finestra® Wood Hardware Finish.



SHIPPING » Flat Rate Shipping Program Lengths over 8' will ship truck and incur an oversized fee. Splicing options for overlength sizes and alternative freight quotes available.



Components will match Track Color unless otherwise noted.



PRICING »

Signature of purchaser / cardholder \_\_\_\_\_

Date \_\_\_\_\_

Rowley® Company  
230 Meek Road / Gastonia / NC / 28056  
Phone » toll-free 800-343-4542 or local 704-866-0650  
© 2025 Rowley® Company, LLC

DESIGN your WINDOW ▶



# PAYMENT FORM

ACCOUNT # \_\_\_\_\_





To place a Custom Solutions Shade System or Drapery Hardware System order, you must complete and sign the Payment Form along with the applicable system build form. You may submit your completed forms via email to Sales@RowleyCompany.com.

For Order Forms, visit [RowleyCompany.com/CustomSolutions](http://RowleyCompany.com/CustomSolutions)

OVERNIGHT SHIPPING  
(additional freight will apply)

SHIPPING » [Flat Rate Shipping Program](#) Lengths over 8' will ship truck and incur an oversized fee. Splicing options for overlength sizes and alternative freight quotes available.

SELECT ONE

EXPIRATION DATE  

--	--	--	--

CREDIT CARD # - LAST 4 DIGITS  

--	--	--	--

SECURITY CODE  

--	--	--	--

I authorize Rowley® Company to charge the credit card above for all of my orders submitted to Rowley® Company. I have read, understood and agree to the Terms of Sale on this payment form.

Visa, MC, Discover: 3 digits  
AMEX: 4 digits

Credit Card Billing Address  
(if different than ship to address)

\_\_\_\_\_

Complete Name of Card Holder

\_\_\_\_\_

Street Address

\_\_\_\_\_

City \_\_\_\_\_ State \_\_\_\_\_ Zip \_\_\_\_\_

\_\_\_\_\_

Phone

\_\_\_\_\_

\_\_\_\_\_

Email

Ship and apply to my pre-approved Net 30 account.  
Account # \_\_\_\_\_

The price of the custom build includes all parts, labor and packaging, but does not include sales tax where applicable or shipping charges, for which the receiver is responsible. All orders will ship within five business days from confirmation of order with satisfactory payment arrangements. Automated® Traverse orders will ship within 10 - 15 business days. For commercial orders, request a quote with timeline. Terms: Net 30 days to pre-approved accounts only or credit card. Prices, design and availability are subject to change or withdrawal without notice.

\_\_\_\_\_  
Signature of purchaser / cardholder

\_\_\_\_\_  
Date

## TERMS OF SALE      WARRANTIES BY ROWLEY® COMPANY

Rowley® Company agrees to repair or replace, free of charge, any Custom Solutions Shade or Track System that due to faulty parts or workmanship in the assembled Shade or Track System is returned freight pre-paid to Rowley® Company within ninety (90) days of delivery. The parts in the system are covered by a ten year warranty. These warranties do not cover systems that have been subjected to abuse. The Slim Drapery Motor is covered by a 5 year warranty.

Orders for Custom Solutions Shade or Track Systems are not cancelable and cannot be altered. Custom Solutions Shade or Track Systems are not returnable for any reason except warranty repair, as described above. The buyer verifies that all sizes and other specifications are correct. A Custom Solutions Shade or Track System will be custom-built to the size and other specifications written on the system order form. Rowley® Company will repair or replace without charge any Custom Solutions Shade or Track System that is not made correctly to those specifications. **THE CUSTOMER WILL BE CHARGED FOR ANY REPAIRS OR REPLACEMENT NECESSITATED BY AN ERROR IN THE MEASUREMENT OR OTHER SPECIFICATIONS.**

**OWNERSHIP:** All selected shipping preferences are F.O.B. shipping point from any Rowley® location; the buyer owns the shipment as soon as it leaves the Rowley® Company loading dock. In the event of damaged shipment, the buyer must accept the shipment and place a claim with the carrier. Prices quoted include all parts, labor and packaging for all Custom Solutions Shade or Track Systems. The buyer is responsible for shipping costs.