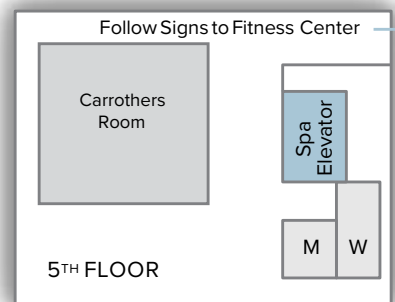
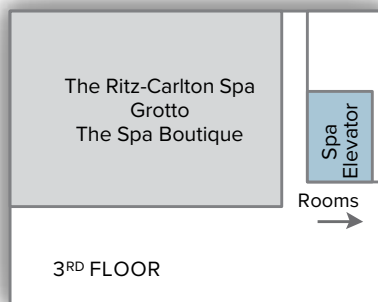
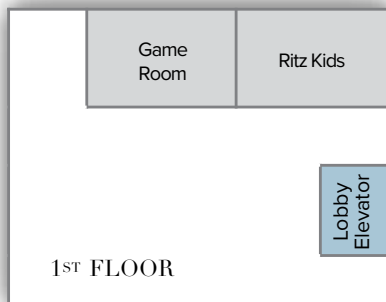
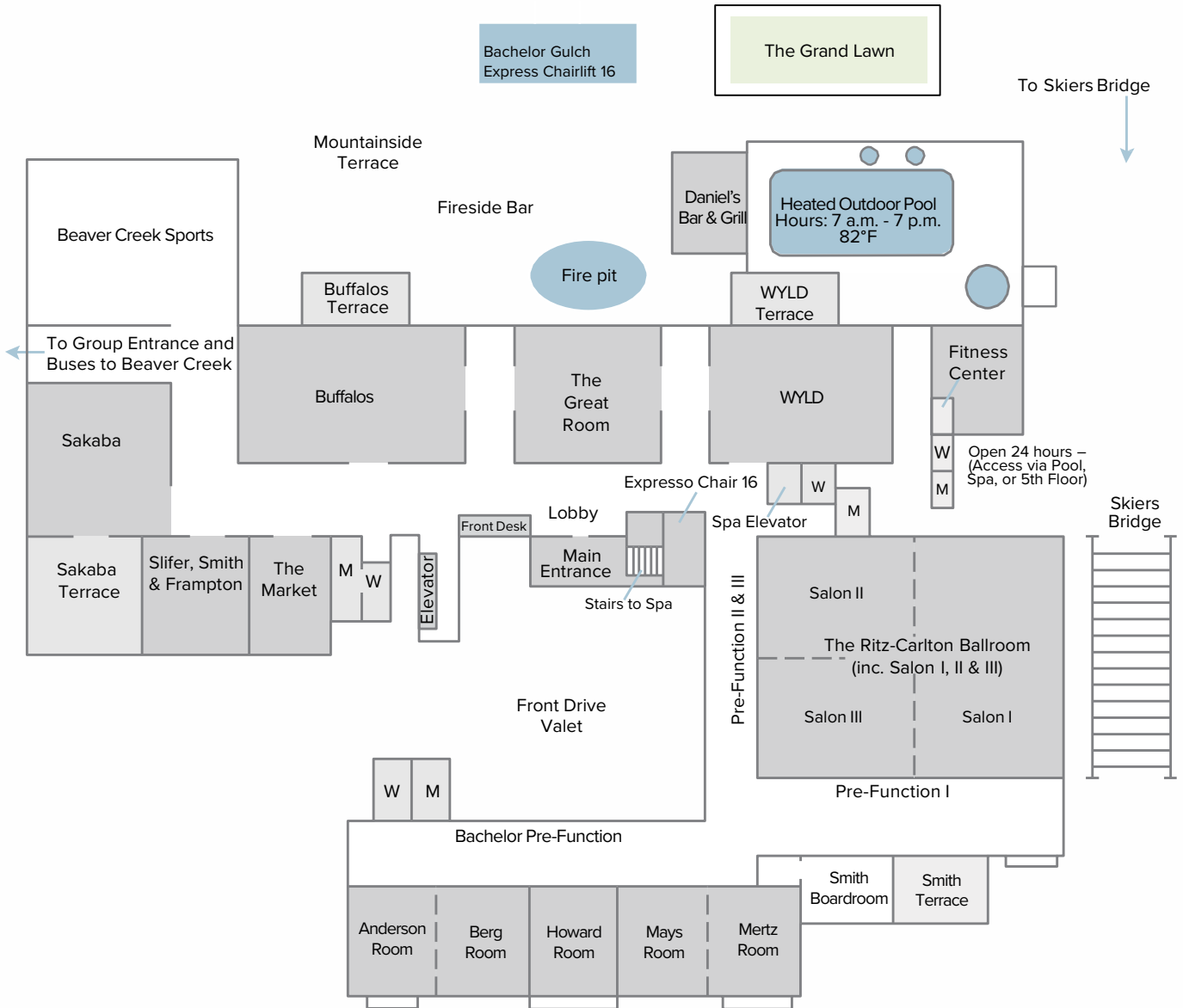




# THE RITZ-CARLTON

## BACHELOR GULCH





# THE RITZ-CARLTON

## BACHELOR GULCH

LOBBY LEVEL	SQUARE FEET	SQUARE METERS	DIMENSIONS FEET	DIMENSIONS METERS	CEILING HEIGHT FEET	CEILING HEIGHT METERS	BANQUET SHAPED ROUNDS OF 10	RECEPTION	THEATER SEATING	CONFERENCE SEATING	CLASSROOM SEATING	UNASSIGNED SEATING
The Ritz Carlton Ballroom	7,010	651	103x68	31x21	12	3.6	400	600	600	88	408	111
Salon I	3,470	322	68x51	21x16	12	3.6	200	300	300	52	216	66
Salons II and III	3,509	326	52x69	16x21	12	3.6	200	300	300	52	216	66
Salon II	1,777	165	52x35	16x11	12	3.6	110	150	150	34	96	55
Salon III	1,732	161	52x24	16x10	12	3.6	110	150	150	34	96	55
Pre-Function I	1,903	177	100x19	30x6	9	2.8	-	-	-	-	-	-
Pre-Function II & III	1,155	107	86x14	26x4	8	2.4	-	-	-	-	-	-
The Smith Boardroom	596	55	28x21	9x6	8.5	2.6	-	-	-	15	-	-
Smith Terrace	560	52	28x20	9x6	-	-	-	20	25	12	-	-
Mays and Mertz Rooms	1,910	177	33x58	10x18	8.5	2.6	100	100	100	40	90	51
Mays Room	926	89	33x29	10x9	8.5	2.6	50	50	50	22	30	30
Mertz Room	948	88	33x29	10x9	8.5	2.6	50	50	50	22	30	30
Howard Room	945	88	33x29	10x9	8.5	2.6	50	50	50	22	30	30
Anderson and Berg Room	1,919	178	33x58	10x18	8.5	2.6	100	100	100	40	90	51
Anderson Room	960	89	33x29	10x9	8.5	2.6	50	50	50	22	30	30
Berg Room	959	89	33x29	10x9	8.5	2.6	50	50	50	22	30	30
Bachelor Pre-Function	1,435	133	135x11	41x3	8	2.4	-	-	-	-	-	-

### FIFTH LEVEL

Carrothers Room	500	47	20X25	6x8	8	2.4	50	50	50	22	30	30
-----------------	-----	----	-------	-----	---	-----	----	----	----	----	----	----

### GARDEN LEVEL

Buffalos Terrace	1,232	114	51x24	16x7	-	-	40	125	75	-	-	-
Mountainside Terrace	6,800+	632+	-	-	-	-	150	400	250	-	-	-
Skier Bridge	3,328	309	128x26	39x8	-	-	60	150	300	-	-	-
The Terrace at WYLD	1,354	126	37x36	11x11	-	-	50	300	75	-	-	-
The Grand Lawn	5,000	1,524	52x75	15x22	-	-	20	300	400	-	-	-