




CONTENTS

BEFORE YOU START	page 1
COMPONENTS & PARTS	page 2
ASSEMBLING YOUR PRO X SERIES	page 3
BRAKE USE	page 3
MAINTENANCE TIPS	page 4
COMPANY & WARRANTY INFORMATION	page 5

READ AND UNDERSTAND THIS ENTIRE MANUAL BEFORE USING THIS PRODUCT.

DO NOT RETURN PRODUCT TO STORE!

We want to help you directly!
For assistance, contact cs@nextsport.com



BEFORE YOU START

1. Fuzion Pro X Series is for riders 7 years and older.
2. Do not exceed 220 lbs (100 kilograms) total weight on the scooter.
3. Always wear proper protective equipment, such as a helmet, elbow, and knee pads. Always keep the chinstrap securely buckled on the helmet. Long sleeve shirt, long pants, shoes, and elbow and knee pads are strongly encouraged.
4. Use the scooter only on flat, dry, level ground without loose debris like rocks or gravel. Keep shoelaces out of the way of wheels or pivots.
5. Never use the scooter at dusk or night, or in wet or icy conditions. Wet weather impairs traction, braking, and visibility.
6. Avoid sharp bumps, drainage gates, and sudden surface changes. Avoid water, speed bumps, sand, gravel, and anything else that could cause the wheels to suddenly stop. When in doubt, avoid bumps.
7. Do not wear anything that obstructs visibility or function when riding the scooter.
8. Never ride in traffic or on the street, and watch your surroundings for pedestrians, bikes, and skateboard and scooter riders. Use the scooter in areas free from fixed or moving hazards such as poles, curbs, hydrants, walls, parked automobiles, and traffic.
9. Keep hands and feet clear of steering mechanisms at all times.
10. Always check and secure all fasteners before every ride. Make sure the clamp is properly positioned and fully tight.
11. Do not attempt to jump over large objects.
12. Always avoid excess speed associated with downhill rides. Avoid steep inclines and do not ride too fast – you can lose control and fall.
13. Always replace worn or broken parts immediately. Email us at warranty@nextsport.com.

AN IMPORTANT MESSAGE TO PARENTS

This manual contains important safety information. For your child's safety, it is your responsibility to review this information with your child and make sure that your child understands all warnings, cautions, instructions, and safety topics. Nextsport recommends that you periodically review and reinforce the information in this manual with younger riders, and that you inspect and maintain your child's scooter to ensure their safety. Read the instructions carefully and assemble the scooter according to these instructions before you allow the child to ride. This scooter requires assembly by an adult.

A CAUTION ABOUT SCOOTER RIDING

You will see people on various videos and maybe even people you know doing tricks, stunts, and jumps. These are people who have been practicing on scooters for an extended period of time. Build your skills gradually in order to minimize risk and injury. Skateboard parts are not designed for scooters.

FAILURE TO USE COMMON SENSE AND HEED THE ABOVE WARNINGS FURTHER INCREASES RISK OF SERIOUS INJURY. USE AT YOUR OWN RISK AND WITH APPROPRIATE AND SERIOUS ATTENTION TO SAFE OPERATION. USE CAUTION.



COMPONENTS & PARTS

X SERIES COMPONENTS LIST:

- 1 Soft Ribbed Grips
- 2 2-Piece T-Bar
- 3 Custom Nylon Brake
- 4 Triple Clamp
- 5 PU Wheel
- 6 Aluminum Deck



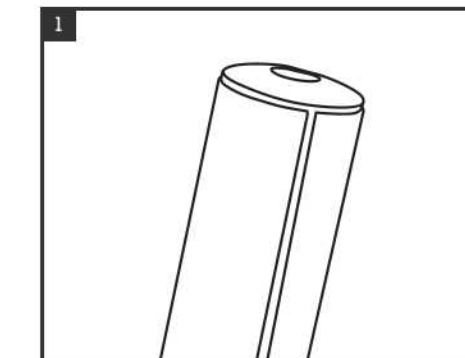
Visit our website
fuzionscooter.com
for product support,
replacement parts
& general help.

NOTE: Product photo may
not accurately reflect
actual item in package.

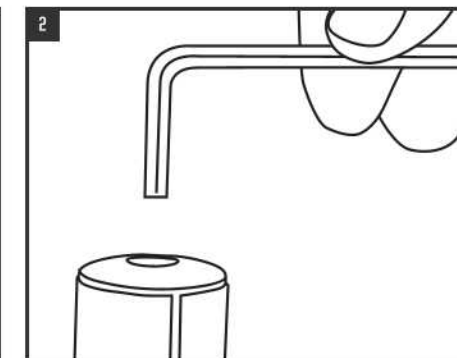
**FAILURE TO PROPERLY
ASSEMBLE AND
TIGHTEN ALL BOLTS
AND COMPONENTS MAY
CAUSE LOSS OF SCOOTER
CONTROL AND INCREASE
RISK OF FALLING. MAKE
CERTAIN THAT YOU
FULLY UNDERSTAND
ALL THE ASSEMBLY
AND MAINTENANCE
INSTRUCTIONS. IF YOU
ARE UNCERTAIN, PLEASE
CONTACT NEXTSPORT
CUSTOMER SERVICE.**



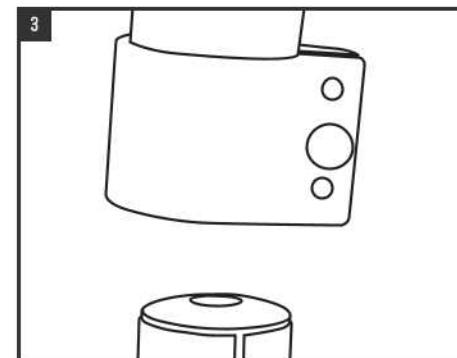
ASSEMBLING YOUR X SERIES



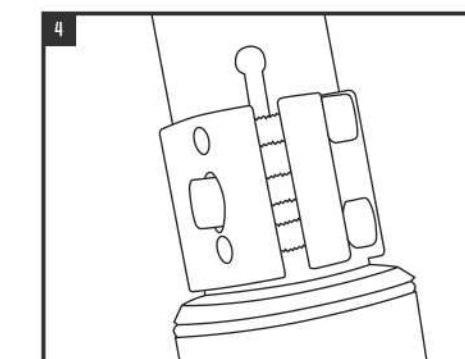
Headset bearings and IHC compression system are factory assembled.



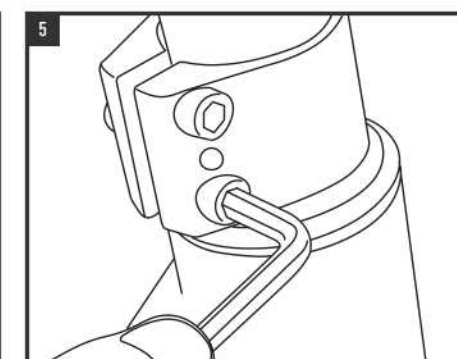
If IHC compression system needs to be adjusted, use the hex tool to loosen or tighten the bolt in the top of the fork until there is no headset wobble and the fork rotates freely.



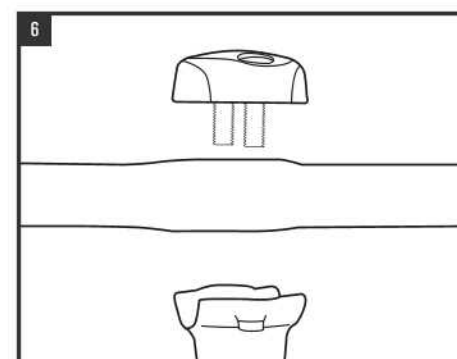
Slide the downtube over the fork.



Rotate the clamp until the clamp opening is centered over the slit in the downtube.

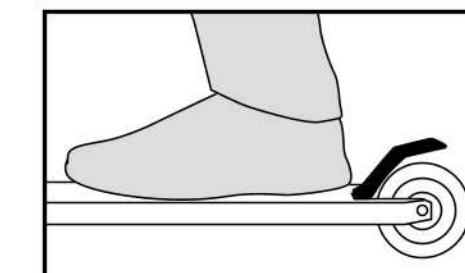


Once the handlebars are aligned correctly, using the hex tool to evenly tighten the three bolts on the clamp so that it compresses around the riser.

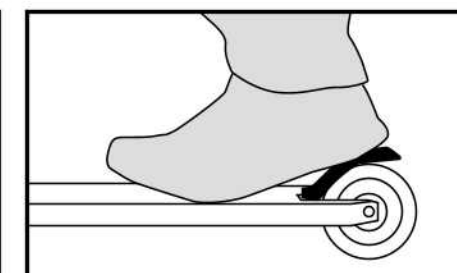


Center handlebar on the top of downtube. Line top clamp up with bolt holes on the downtube. Use enclosed bolts to tighten clamp around handlebar.

BRAKE USE



Make sure that you have a firm grip on the handlebars and are traveling in a straight line. Slide one foot toward the back of the scooter.



With the heel of that foot, GRADUALLY apply pressure to the top of the brake mechanism. This will decrease your speed and eventually bring you to a stop.

**WARNING:
BRAKE MECHANISM
WILL GET HOT FROM
CONTINUOUS USE.
DO NOT TOUCH AFTER
BRAKING.**


READ AND UNDERSTAND
THIS ENTIRE MANUAL BEFORE
USING THIS PRODUCT.

DO NOT RETURN PRODUCT TO STORE!

We want to help you directly!
For assistance, contact cs@nextsport.com



FUZION



PRO X SERIES OWNERS MANUAL

MAINTENANCE TIPS

It is the responsibility of the owner or guardian to periodically inspect the wheels, nuts, T-bar, tightness of T-bar and bearings for wear and tear, and check for proper tightness. Always make sure to tighten all bolts and nuts before you ride. Eventually wheels, self-locking nuts and bearings wear and need replacement. The lives of these components depend on the kind of riding done. Extensive braking will wear out wheels, and riding in dirty or wet conditions will prematurely shorten bearing and fasteners life. Worn wheels and bearings are considered normal wear-and-tear and are not covered by the Nextsport Limited Warranty. Wheels other than genuine Fuzion wheels may not be compatible with your scooter. Always use genuine Fuzion replacement parts.

CLEANING YOUR SCOOTER

Wipe with a damp cloth to remove dirt and dust. Do not use industrial cleaners or solvents as they may damage the surfaces. Do not use alcohol, alcohol-based or ammonia-based cleaners as they may damage or dissolve the plastic components or soften the decals or decal adhesive.

ALWAYS, BEFORE YOU RIDE

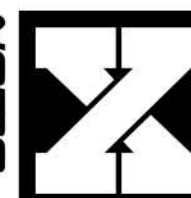
- ⚠ **WARNING: ALWAYS INSPECT SCOOTER PRIOR TO RIDING.** Proper inspection and maintenance of your scooter can reduce the risk of injury. Check all fasteners before every ride. Always inspect your scooter before riding, and maintain it regularly. Replace worn or broken parts immediately. Adults must assist children in the assembly and initial adjustment procedure.
- ⚠ **WARNING: REGARDING USE OF NON-NEXTSPORT PRODUCTS WITH YOUR FUZION SCOOTER.** Your scooter has been built according to Nextsport's design specifications. All the original equipment supplied at the time of sale was selected on the basis of compatibility with the frame, wheels, pivots, and all other parts. Certain after-market products may or may not be compatible with YOUR Fuzion scooter. Contact Nextsport's customer service prior to modifying or replacing any component with a non-factory specified part.
- ⚠ **WARNING: CHECK ALL LOCAL LAWS REGARDING SCOOTER USE.** Check all local laws and regulations to see where and how you may use your Fuzion scooter legally. In many states and local areas, scooter riders are required BY LAW to wear a helmet. Check and obey local laws and regulations regarding helmet use and scooter operation in your area.
- ⚠ **WARNING: BRAKE MECHANISM WILL GET HOT FROM CONTINUOUS USE.** Do not touch after braking.
- ⚠ **WARNING: REMEMBER TO ALWAYS WEAR PROTECTIVE GEAR.** This includes but is not limited to helmet, elbow pads, and knee pads.

RIDER'S CHECK LIST

Before riding, remember to:

- ✓ Check the brake.
- ✓ Tighten the clamp.
- ✓ Tighten and secure the wheels and axles.
- ✓ Make sure the wheels spin freely.
- ✓ Be sure to wear all properly adjusted safety gear.

FUZION



PRO X SERIES OWNERS MANUAL

WE WANT TO HEAR FROM YOU

Visit us online at www.fuzionscooter.com for product news, videos and much more! Follow Team Fuzion online and share your riding videos with us on Instagram, Facebook and YouTube.

If purchased outside the United States, please contact the place of purchase for any assistance with this product and its components.



www.facebook.com/fuzionproscooter



www.youtube.com/fuzionscooter



[@fuzionproscooter](https://www.instagram.com/fuzionproscooter)

LIMITED WARRANTY

- Warranty ONLY applicable in the United States.
- Please fill out the information at <http://fuzionscooter.com/warranty/> to complete warranty registration.
- This limited warranty is the only warranty for Fuzion scooters. There is no other express or implied warranty. The manufacturer warrants this product to be free of manufacturing defects for a period of six months from date of purchase. This limited warranty does not cover normal wear and tear, or any damage, failure, or loss caused by improper assembly, maintenance, storage, or use of the scooter. This limited warranty will be void if the product is ever: used in a manner other than for recreation or transportation, modified in any way, rented.
- Check local laws and regulations to see where you can ride your scooter legally. The manufacturer is not liable for incidental or consequential loss or damage due directly or indirectly from the use of this product. To obtain service under this warranty you must have purchased this product in the United States and, within the warranty period, contact Nextsport directly by phone at 510-601-8802 or email at cs@nextsport.com. Nextsport will provide warranty replacements at its sole discretion. Authorized warranty services ONLY available from Nextsport. Specifications are subject to change without notice.

FUZION PRODUCTS ARE PROTECTED BY US AND INTERNATIONAL PATENTS AND TRADEMARKS.

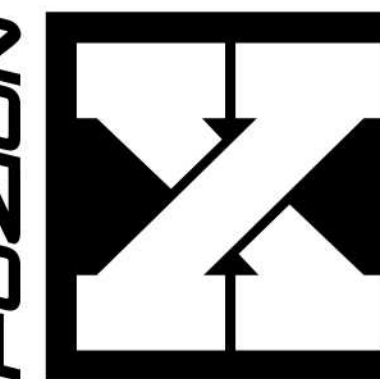
© Copyright 2021
Nextsport™
106 Linden Street, Suite 201
Oakland, CA 94607
cs@nextsport.com

All rights reserved.

FOR ASSISTANCE, CONTACT
CS@NEXTSPORT.COM

IF PURCHASED IN THE UNITED STATES, DO NOT RETURN
PRODUCT TO STORE! WE WANT TO HELP YOU DIRECTLY!

FUZION



SERIES

OWNER'S MANUAL



FOR RIDERS 7 YEARS AND OLDER
MAXIMUM WEIGHT: 140 LBS (64 KG)
MANUAL VERSION 1A-2021



FUZIONSCOOTER.COM