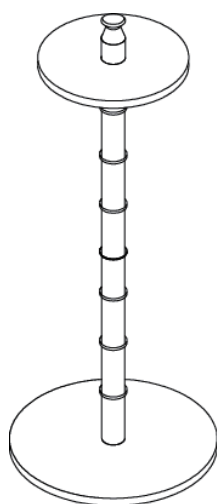




10 Rod Round Rack

FSH2FE1019



Please keep this instruction manual for future reference

TECHNICAL SUPPORT OR REPLACEMENT PARTS

CONTACT INFO

Hours
Monday - Friday
(9:00am to 5:00pm CST)

Email us at: productsupport@rushcreekcreations.com
Visit us at: www.rushcreekcreations.com
Call us at: 1-844-627-4480

For all replacement part needs: Please visit us at www.rushcreekcreations.com, click on CONTACT US and complete all required fields (all fields with asterisks must be completed before submitting)
You will receive a response within 48 hours.

Table of Contents

Warnings	3
Parts List	4
Assembly Instructions	5
Care and Maintenance	6
Warranty Information.....	7

Note: Before beginning assembly of product, make sure all parts are present.
Compare parts with package content list and hardware contents.
If any part is missing or damaged do not attempt to assemble the unit.
Contact customer service for replacement parts.






Warnings



WARNING:

CHOKING HAZARD - This item contains small parts
Not suitable for children under 3 years.

Parts List

1	Post A		1pc
2	Post B		1pc
3	Top Board		1pc
4	Base		1pc
5	Knob		1pc

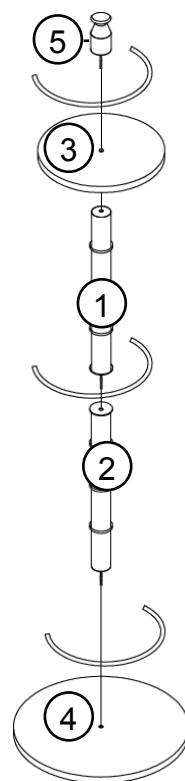
Assembly Instructions

Step 1:

Twist post A (#1) into the post B(#2).

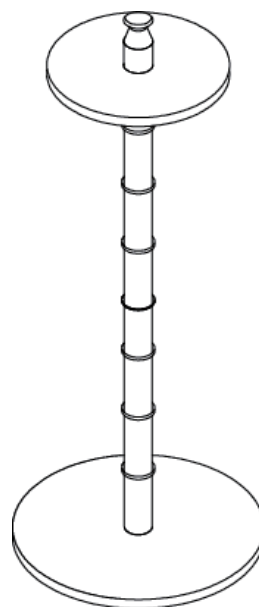
Twist the assembled post into the Base (#4).

Place the top board (#3) on the top and secure it by twisting in the knob (#5) into the post.



Step 2:

The round rod rack is now ready for use.



Care and Maintenance

Clean with damp cloth and hand soap if necessary. Allow to air dry. Do not use abrasive cleaners as they may damage the surface.

Do not rinse with water hose or any high pressure device.

Do not leave this product in harsh weather conditions.

To prevent fading from UV, do not leave exposed for long periods of time to sunlight.

Warranty Information

All Rush Creek Creations products have a 90-day from date of purchase warranty. This warrants the retail purchaser for any Rush Creek Creations product purchased to be free from any defect in materials and construction for 90 days from the date of purchase.

Manufacturer Defects:

Defective parts will be replaced at no cost to you. Please send an e-mail to productsupport@rushcreekcreations.com including photos of the defective part(s) and we will send replacements.

If your product needs service, please be advised that Rush Creek Creations reserves the right to decline service when the product is found to be excessively worn, altered in any way, or when damage is caused by acts other than defective workmanship or materials.

This warranty is void if the product has been subject to abuse. For service under this warranty, please contact Rush Creek Creations. Please provide your receipt as proof of purchase.

A PURCHASE RECEIPT (or other proof of purchase date) will be required before any warranty service is initiated. All requests for warranty service can be submitted by email, in writing or by contacting our Customer Service Department at: 1-844-627-4480 or email us at productsupport@rushcreekcreations.com.

