



# **SKECHERS** *FIT GUIDE*

1. Print this Guide on 8.5" x 11" (letter-size) paper scaled at 100%.  
Do not select "Fit to Page" or any similar option.
2. With a ruler, check to see if the inch marks along the right side of the Guide are accurate.  
If so, you printed this correctly at 100% scale.
3. Place your foot on the measuring guide (without shoe).
4. Make sure your instep (inside of foot) is on the line.
5. If the outside of your foot is on or exceeds the purple border, a wide shoe is recommended.

**WOMEN'S** SIZE GUIDE

12"	16	16
	15	15
	14	14
	13	13
	12	12
11"	11	11
	10	10
	9	9
10"	8	8
	7	7
	6	6
9"	5	5
	4	4

← **RIGHT INSTEP LINE**



**LEFT INSTEP LINE** →

**TRY WIDE WIDTH** if your **LEFT FOOT** occupies this grey area.

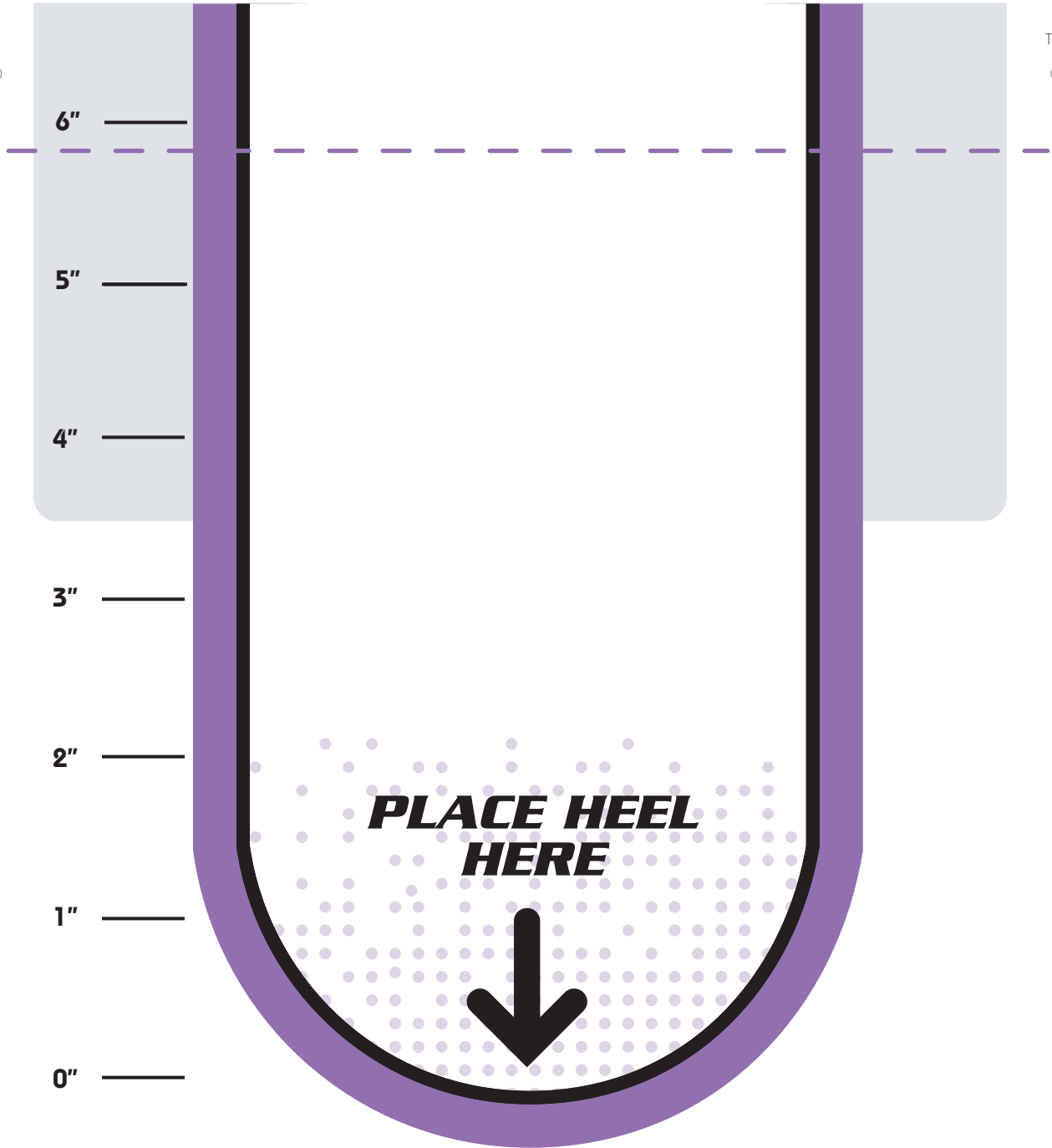
**TRY WIDE WIDTH** if your **LEFT FOOT** occupies this grey area.

Tape page 1 to page 2 (align A with B)

Tape page 1 to page 2 (align C with D)



Tape page 1  
to page 2  
(align A with B)



Tape page 1  
to page 2  
(align C with D)



## ***WOMEN'S SIZES***

<b>US</b>	5	5.5	6	6.5	7	7.5	8	8.5	9	9.5	10	10.5	11
<b>UK</b>			3	3.5	4	4.5	5	5.5	6	6.5	7	7.5	8
<b>EURO</b>	35	35.5	36	36.5	37	37.5	38	38.5	39	39.5	40	40.5	41