

Included in this package are:

- 4 Tie Down Straps
- 4 Auger Stakes

1. Take the **LARGE LOOP** on the strap and place it under both the "W" shaped leg base bar and over the top rail of the trampoline.

**NEVER** place this loop on only one section, as this will cause the leg base to separate from the top rail assembly in windy conditions and damage your trampoline.

2. Place the end of the large strap through the buckle. Thread the strap first through the opening in the center, and then back down through the toothed opening. Adjust the tension on the strap end using the sliding piece on the buckle.

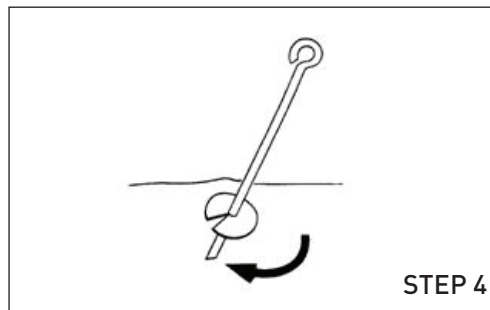
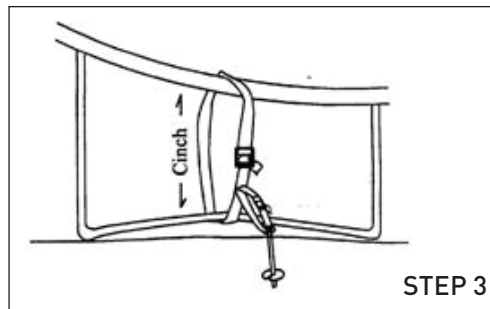
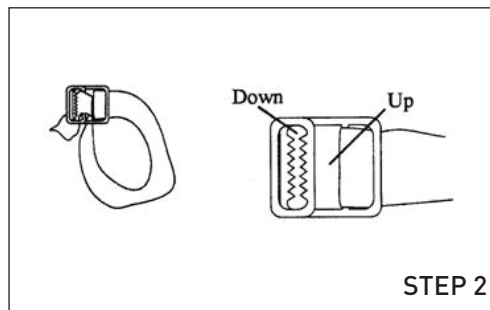
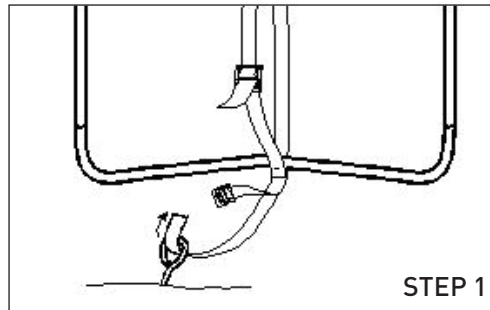
3. Tighten the strap until it is secure by cinching it around the top rail and Leg Base.

4. Select a suitable location near each Leg Base to install the auger stakes. Do not install in mud, dry soil, sand, frozen or extremely rocky ground. Screw the auger end down into the ground safely.

**NOTE:**

Depending on soil consistency, you may need to use a tool placed through the "eye" in the stake to assist in rotating the piece.

Once the auger stake is securely in place, put the end of the **SMALL LOOP** through the "eye" in the top of the stake and secure using the instructions in Step 2 and Step 3.



**STORING DURING OFF SEASON:**

1. Examine your trampoline thoroughly. Look for damaged or rusted springs, frayed areas on the pad, and bent or twisted frame pieces. If found, cease using trampoline and call customer service to obtain replacement part(s).

2. Attach this anchor kit.

3. For additional protection, cover your trampoline with a Trampoline Cover (sold separately).

**NOTE:**

This Anchor Kit is only meant to assist in keeping your trampoline secure in low to moderate winds.

If the soil under your trampoline is of insufficient consistency, or if you live in an area which experiences high winds and/or high wind gusts, an anchor kit may not provide sufficient protection. In these cases, Pure Fun recommends that you disassemble your trampoline and safely store it during severe weather.

**PARTS INFO:**

To order these parts, or if you have any other questions or concerns about this GQBrands product, please contact us at: **PureFun.net**

**⚠ WARNING/ADVERTENCIA**

- Before installation, contact your local utility officials to make sure there are no underground utilities (electrical, gas, phone, water or sprinkler) where you will be driving the auger stakes.
- This product must be installed by Adults ONLY.

**CUSTOMER SERVICE**

- GQBrands.com
- CustomerService@GQBrands.com
- 1-866-498-5269
- 4401 Samuell Blvd, Ste 150  
Mesquite, TX 75149

## LIMITED WARRANTY:

---

Global Quality Brands® warrants this product to be free from defects in workmanship and materials under normal use and conditions for a period of 90 DAYS FROM THE DATE OF ORIGINAL PURCHASE. This Limited Warranty is not transferable and is available only for the original purchaser of the Product. The Company's obligation under this warranty is limited to replacing or repairing the Product, at the discretion of the company.

All warranty coverage extends only to the original retail purchaser from the date of purchase, obligation under this warranty is limited to replacing or repairing, at Global Quality Brands® option. All products for which a warranty claim is made must be received by Global Quality Brands® and accompanied by sufficient proof of purchase (photocopy of the original store receipt, indicating the date of purchase). All freight and handling fees are the responsibility of the consumer to pay, both to and from Global Quality Brands®. All warranty claims must be preauthorized by Global Quality Brands® pre-authorization can be obtained by calling 866-498-5269. This warranty does not cover ordinary wear and tear, weathering, failure to follow directions, improper installation, improper maintenance, or acts of nature, (such as damage caused by wind, lightning, snow, water, or ice) weather damage, damage caused by unauthorized repair work or damage caused by improper use of the products are not covered by the product warranty. No other warranty beyond that specifically set forth above is authorized by Global Quality Brands®.

GLOBAL QUALITY BRANDS® IS NOT RESPONSIBLE OR LIABLE FOR INDIRECT, SPECIAL OR CONSEQUENTIAL DAMAGES ARISING OUT OF OR IN CONNECTION WITH THE USE OR PERFORMANCE OF THE PRODUCT OR OTHER DAMAGES WITH RESPECT TO ANY ECONOMIC LOSS, LOSS OF PROPERTY, LOSS OF REVENUE OR PROFITS, LOSS OF ENJOYMENT OR USE, COST OF REMOVAL, INSTALLATION OR OTHER CONSEQUENTIAL DAMAGES. SOME STATES DO NOT ALLOW THE EXCLUSION OR LIMITATION OF INCIDENTAL OR CONSEQUENTIAL DAMAGES. ACCORDINGLY, THE ABOVE LIMITATION MAY NOT APPLY TO YOU.

THE WARRANTY EXTENDED HEREUNDER IS IN LIEU OF ALL OTHER WARRANTIES AND GLOBAL QUALITY BRANDS®, SPECIFICALLY DISCLAIMS ANY IMPLIED WARRANTY OF MERCHANTABILITY OR FITNESS FOR A PARTICULAR PURPOSE IS LIMITED IN ITS SCOPE AND DURATION TO THE TERMS SET FORTH HEREIN. SOME STATES DO NOT ALLOW LIMITATION ON HOW LONG AN IMPLIED WARRANTY LASTS. ACCORDINGLY, THE ABOVE LIMITATION MAY NO APPLY TO YOU. THIS WARRANTY GIVES YOU SPECIFIC LEGAL RIGHTS. YOU MAY ALSO HAVE OTHER RIGHTS, WHICH VARY FROM STATE TO STATE.

WHILE EVERY ATTEMPT IS MADE TO ENSURE THE HIGHEST DEGREE OF PROTECTION IN ALL EQUIPMENT, WE CANNOT GUARANTEE FREEDOM OF INJURY. THE USER ASSUMES ALL RISK OF INJURY DUE TO USE. ALL MERCHANDISE IS SOLD ON THIS CONDITION, WHICH NO REPRESENTATIVE OF GLOBAL QUALITY BRANDS® CAN WAIVE OR CHANGE.



### **GQBrands.com**

Manufactured by Global Quality Brands  
Phone# 866-498-5269  
CustomerService@GQBrands.com  
4401 Samuel Blvd, Ste 150  
Mesquite, TX 75149