

ECOXBT Control Buttons

LED Status Indicators: POWER, BATTERY, Bluetooth

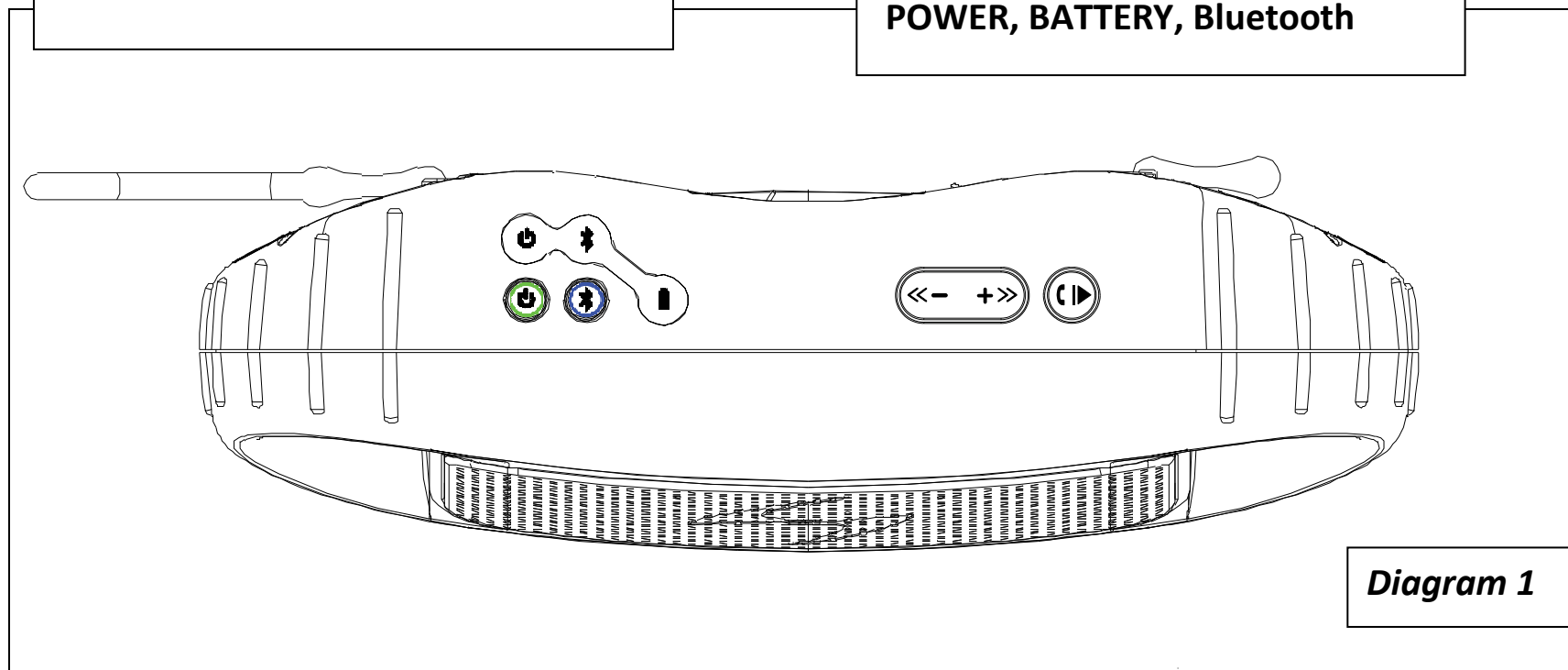


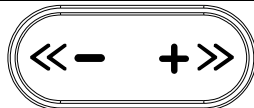
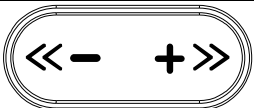






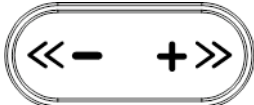
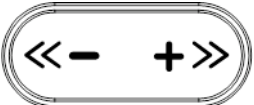

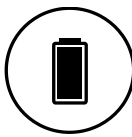
Diagram 1

Contol Buttons & LED's

					
ON/OFF	Bluetooth	SPEAKER VOLUME	TRACK SELECTION	PLAY / PAUSE / ANSWER	BATTERY INDICATOR

How to pair your Smartphone
with your ECOXBT



					
ON/OFF	Bluetooth	SPEAKER VOLUME	TRACK SELECTION	PLAY / PAUSE / ANSWER	BATTERY INDICATOR
<p>PRESS button once to Power ON / OFF</p> <p>Green LED turns ON & unit beeps within 2-4 seconds indicating power fully initiated and set ON</p>	<p>STEP 1. Find & enable Bluetooth on your Smartphone/ SmartDevice</p> <p>STEP 2. PRESS button once on ECOXBT to initiate Bluetooth. BLUE LED will blink rapidly indicating ready to pair.</p> <p>STEP 3. Find "ECOXGEAR" on your Smartphone as a pairing selection & select "ECOXGEAR" to pair with ECOXBT</p> <p>STEP 4. Select & play your music!</p>	<p>PRESS & hold button to decrease (-) or increase (+) SPEAKER VOLUME</p> <p>NOTE: set your SMARTPHONE to maximum volume level for best audio performance</p> <p>NOTE: 1 short beep tone will sound when max. volume setting is reached on the ECOXBT</p>	<p>PRESS button once to select PREVIOUS SONG track & NEXT SONG track</p>	<p>PRESS button once to PAUSE & PLAY a song track and to ANSWER Mobile CALLS (MUST be paired with Bluetooth)</p> <p>PRESS button to answer incoming calls from your SMARTPHONE. Listen to the caller over ECOXBT speakers & talk over the built-in Microphone on the front of the unit</p>	<p>Connect USB to power source. LED indicates charging status. RED: charge in process GREEN: full charge complete</p> <p>NOTE: LED will blink 2 times every 30 seconds to indicate approximately 30 minutes of play time remains</p>

USB & AUX-IN CONNECTIONS

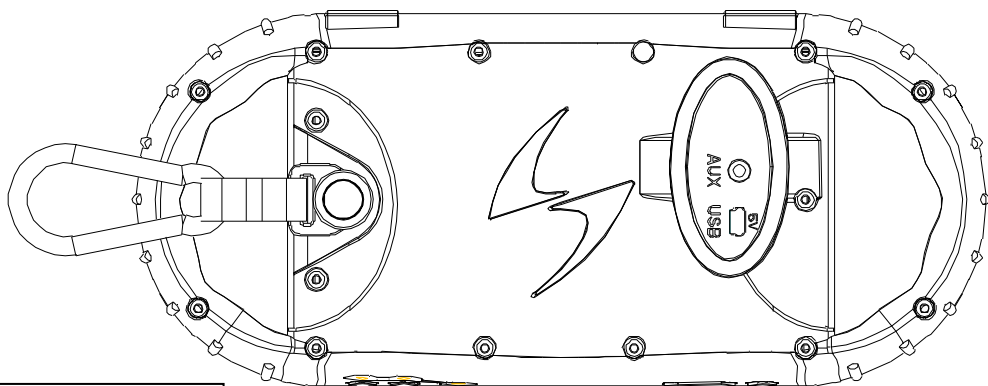


Diagram 2

CAP, USB POWER & AUX-IN CONNECTIONS

- Pull tab on the cap to open the back panel compartment for access to AUX-IN & USB CHARGING connections
- AUX-IN can be used as an optional connection to play an audio device using a 3.5mm audio cable connection.
- Connect USB to computer or power outlet using a USB to AC power adapter

USB CONNECTION & CHARGING

- Charge the built-in rechargeable battery via USB cord (included) connected to your computer OR via a USB-to-AC power adapter.
- When connected to a power source via the USB connection on the back panel, the Battery LED on the front panel (*refer to Diagram 1.*) will indicate the power status. IF not connected to the charging cable, the LED will NOT indicate the power status.
- RED LED indicates charging is in progress. A GREEN LED indicates the battery is fully charged.
- The Power LED will flash 2 times quickly every 30 seconds when approx. 30 minutes of playtime remain.

NOTE: ECOXBT can charge while playing audio

BACK PANEL & CAP

Diagram 3.1.

**gray rubber
cap gasket**

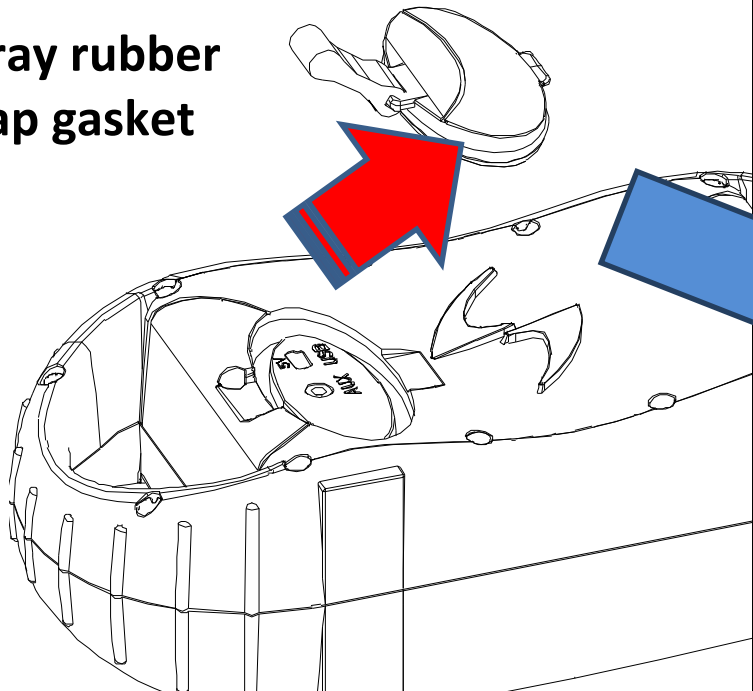
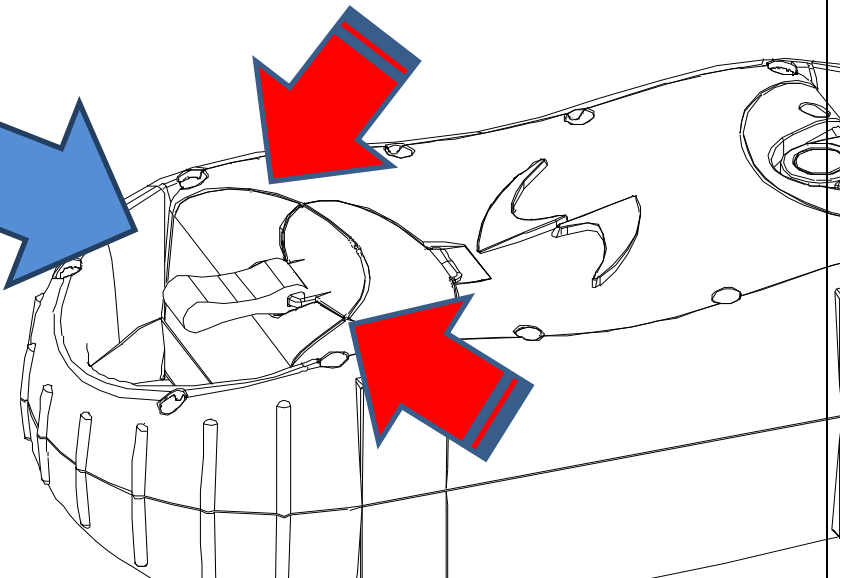


Diagram 3.2.

back panel cap line



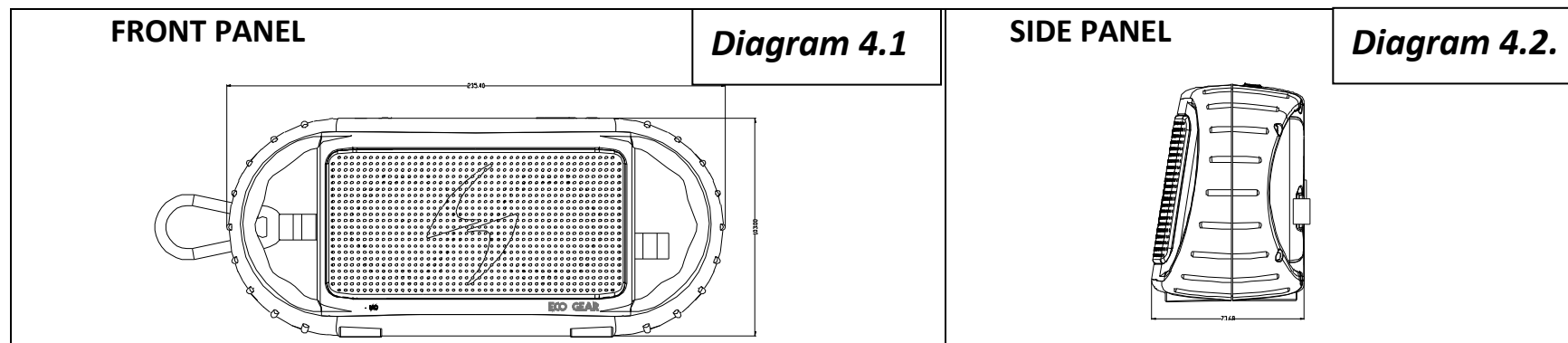
IMPORTANT:

IF the cap is not securely closed the unit is NOT watertight & waterproof. To ensure the unit is watertight, the back panel CAP MUST be closed securely.

To securely close the back panel CAP, the CAP MUST be inserted so that the lines on the CAP align with the back panel lines and the top of the **CAP is pushed flush with the back surface** of the unit .

The gray rubber gasket around the edge of the cap cannot be seen.

TIP: Bluetooth PAIRING Once paired, should you wish to connect to an alternate device, open the Bluetooth Section within the device currently connected to the ECOXBT and remove the Bluetooth connection. The ECOXBT will then be available to pair & connect to an alternate Bluetooth enabled Smartphone / Audio Device



SPECIFICATIONS

Output Power:	RMS 6W (3 Watt x2 speakers /4 ohms)	S/N Ratio:	88db +/- 3dB
Frequency Range:	135Hz-17,000Hz	Unit Size:	2.8" x 9.0" x 4.0"
Power Source:	Lithium Ion 3.7V 1800mAh Battery	Unit Weight:	1.5 lbs
Playtime:	10 + hours from full charge	Storage Battery Temp.:	14°F to 131°F
Charging Options:	USB to AC adapter or Computer	Operating Temperature:	23°F to 104°F
Charging Time:	Approximately 2 ½ hours	Waterproof Rating:	IPX7 & IPX8
Bluetooth:	Bluetooth® 2.1 + EDR		

IN THE BOX

ECOXBT Unit	USB Cable	USB-AC Power Adapter (for use with the USB Cable)
User Guide	Carabiner Clip	Lanyard (for use with the back panel Cap)

FCC Compliance Statement & Warning: This device has been tested & found to comply with the limits for a Class B digital device, pursuant to Part 15 of the FCC Rules. These limits are designed to provide reasonable protection against harmful interference in a residential installation. The device generates, uses & can radiate radio frequency energy & if not installed & used in accordance with instructions may cause harmful interference to radio communications. There is no guarantee that interference will not occur in a particular installation IF this device causes interference to radio or television reception try one of these measures: reorient or relocate the receiving antenna, increase separation between device & receiver, connect the device into an outlet on a circuit different from that to which the receiver is connected, consult a dealer or experienced radio / TV technician for assistance. Changes or modifications not expressly approved by the party responsible for compliance could void the user's authority to operate the device and/or void the manufacturer's limited warranty.

SAFETY ADVISORY & WARNING: Follow all instructions. Use only as intended.

CAUTION: Do NOT open to repair. A qualified technician must carry out repair work.

WARNING: This product may contain chemicals listed in Proposition 65 (http://www.oehha.ca.gov/prop65/prop65_list/Newlist.html)

WARNING: ECOXBT has a built-in Lithium Ion battery. The battery must NOT be used in or near an open source or excessive heat

WARNING: Danger of explosion if batter is incorrectly replaced. Replace only with the same or equivalent type.

ATTENTION: Do NOT dispose of in a landfill. Contact Grace Digital at <http://www.gracesupport.com/> or a certified recycling agent to dispose of the unit.

ATTENTION: AC adaptor is a device forming a part of the main plug therefore the AC adaptor can always be readily disconnected from AC socket-outlet.

ATTENTION: Do NOT charge while the unit is wet. Towel dry the unit AND make sure all connections are dry BEFORE plugging in the charging connector

CARE, MAINTENANCE & PRECAUTIONS

1. The unit is waterproof when the RUBBER CAP is properly closed.
2. Close the CAP properly before use, see 'diagram 4' for reference. If the unit is placed in water without the cap properly closed, water may enter into the unit and void your warranty.
3. Dry unit completely before opening the cap. Do NOT open the cap if wet or in a wet environment.
4. Do NOT apply excessive force to any surfaces of the unit when wet or in a wet environment.
5. Do NOT use or store the unit in places with high temperature.
6. AVOID prolonged exposure to ultraviolet radiation (UV sunlight) and strong magnetic fields.
7. Periodically check the rubber seal for premature wear.

8. Periodically clean the rubber with a soft moist cloth and ensure no objects such as dirt, hair, sand are on the rubber seal ring. Do NOT use any oily solvent or chemicals for cleaning.
9. Rinse off the unit with tap water after use in salt water or swimming pool.
10. Power and/or charge the built-in rechargeable battery for portable use by connecting the USB cord to a computer USB connection or to an AC outlet using the AC-to-USB cord power adapter.
11. Noise and audio distortion may occur when the batteries are nearing end of charge.
12. Do NOT remove the built-in battery. Do NOT remove the grill covers.

LIMITED MANUFACTURER'S WARRANTY

The ECOXBT is covered by a 1 year limited warranty that covers defects in workmanship and / or materials for a period of 1 year from original purchase date. This warranty does not apply to any products which have been abused, neglected, modified or used for a purpose other than the one for which they were manufactured. Please refer to the above care and maintenance instructions for suggested care details. The warranty is valid only for the original owner who purchases the unit from an authorized dealer. Transfers do not qualify for warranty protection. Grace Digital reserves the right to replace any out-of-stock or discontinued product with a comparable product. Discontinued products may not be available for warranty replacement. Any contents are NOT covered by the limited manufacturer's warranty. Warranty terms may be revised without notification at the discretion of the manufacturer. Please visit www.ecoxgear.com for additional product & warranty information.

ECOXBT by ECOXGEAR, a division of Grace Digital Inc., San Diego, California



Visit us on Facebook



ECOXBT by ECOXGEAR, a division of Grace Digital Inc. Designed in California, Assembled in China. All rights reserved. The Trademark BlackBerry® is owned by Research In Motion Limited and is registered in the United States and may be pending or registered in other countries. Grace Digital Inc. is not endorsed, sponsored, affiliated with or otherwise authorized by Research In Motion Limited. iPod/ iTunes / iPhone / iPod Touch are a trademark Apple Inc. registered in the U.S. and other countries. Android and Android Market™ are trademarks of Google, Inc. Use of this trademark is subject to Google permission