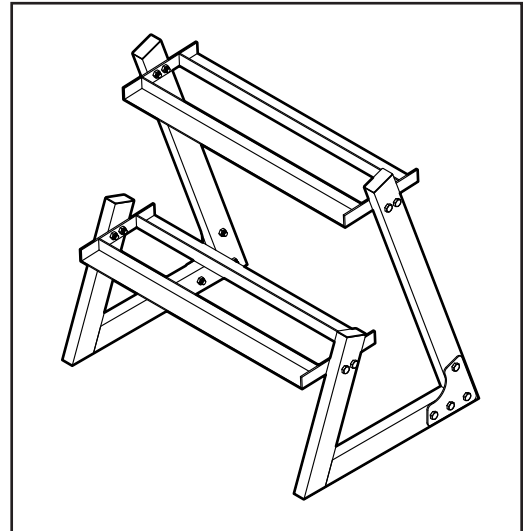


## BEFORE YOU BEGIN

Thank you for selecting the new 2-Tier Dumbbell Rack. The 2-Tier Dumbbell Rack is designed to keep your workout area organized and to keep your dumbbells within easy reach during your workouts. And the sturdy 2-Tier Dumbbell Rack holds up to 200 lbs. (91 kg) of dumbbells. Note: Depending on the model that you purchased, dumbbells may be included.

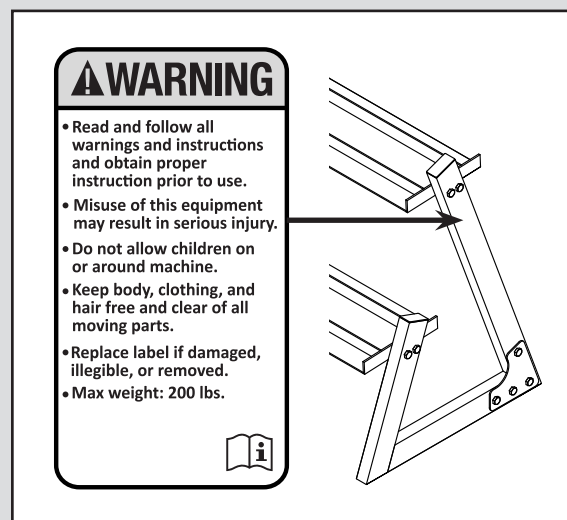
For your benefit, read this manual before using the 2-Tier Dumbbell Rack. If you have questions after reading this manual, see HOW TO CONTACT CUSTOMER CARE on the back of this manual.



## IMPORTANT PRECAUTIONS

**⚠ WARNING:** To reduce the risk of serious injury, read all important precautions and instructions in this manual before using this product. ICON assumes no responsibility for personal injury or property damage sustained by or through the use of this product.

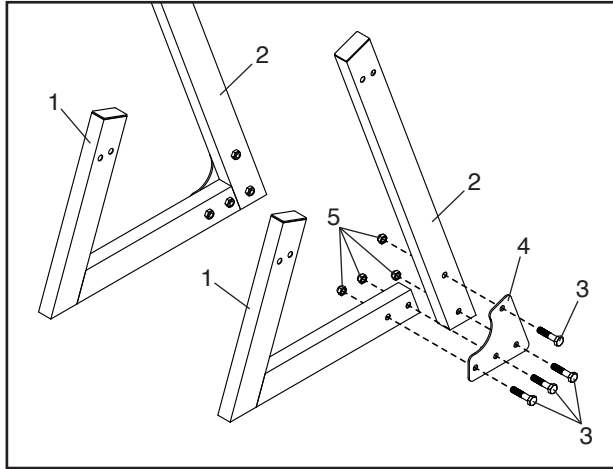
1. It is the responsibility of the owner to ensure that all users of this product are adequately informed of all precautions.
2. Before beginning any exercise program, consult your physician. This is especially important for persons over age 35 or persons with pre-existing health problems.
3. This product is not intended for use by persons with reduced physical, sensory, or mental capabilities or lack of experience and knowledge, unless they are given supervision or instruction about use of this product by someone responsible for their safety.
4. Use this product only as described in this manual.
5. This product is intended for home use only. Do not use this product in a commercial, rental, or institutional setting.
6. Make sure that all parts are properly tightened each time you use this product.
7. This product is designed to hold a maximum of 200 lbs. (91 kg) of dumbbells.
8. Keep children under age 13 and pets away from this product.
9. Over exercising may result in serious injury or death. If you feel faint, if you become short of breath, or if you feel pain while exercising, stop immediately and cool down.
10. The warning decal shown below has been placed on this product in the location shown. If the decal is missing or illegible, call the nearest Customer Care Department (see the back of this manual) and request a free replacement decal. Apply the decal in the location shown. Note: The decal is not shown at actual size.



## ASSEMBLY

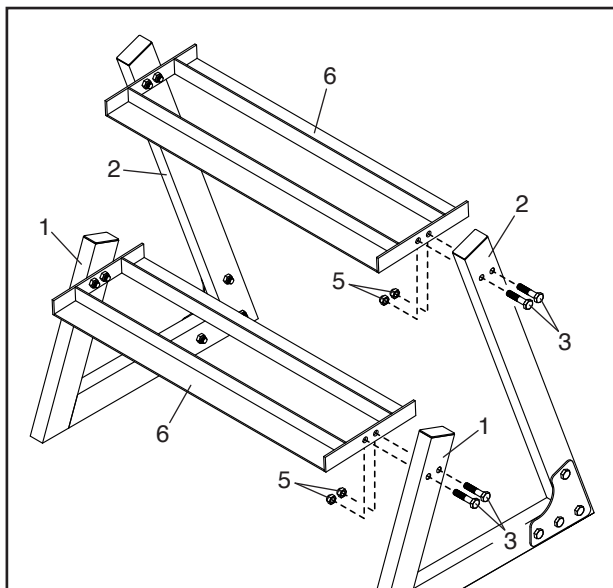
1. Attach a Front Upright (1) to a Rear Upright (2) with four Bolts (3), a Joint Plate (4), and four Locknuts (5) as shown; **do not tighten the Locknuts yet.**

**Attach the other Front Upright (1) to the other Rear Upright (2).**



2. Attach a Rack (6) to a Rear Upright (2) with two Bolts (3) and two Locknuts (5); **do not tighten the Locknuts yet. Then, attach the Rack to the other Rear Upright (2).**

**Attach the other Rack (6) to the Front Uprights (1). Then, tighten all of the Locknuts (5) used in step 1 and in this step.**



## CLEANING THE DUMBBELL RACK

Wipe the dumbbell rack with a clean, wet cloth and a few drops of mild soap. Then, wipe the dumbbell rack with a clean, wet cloth and dry it completely with a soft towel.

## HOW TO CONTACT CUSTOMER CARE

If you have questions after reading this manual, please call the nearest Customer Care Department:

**US:** 1-800-288-4802

**UK:** 0845 7089009

**Outside UK:** +44 0113 3877133

**France:** +33(0) 810 121 140

**Italy:** 800 865 114

**Outside Italy:** +39 075 5910111

**Germany:** 01805 231243

**Outside Germany:** +49 2233 613250

**Australia:** 02 9722 3800

## LIMITED WARRANTY

ICON Health & Fitness, Inc. (ICON) warrants this product to be free from defects in workmanship and material, under normal use and service conditions. Parts are warranted for ninety (90) days from the date of purchase.

This warranty extends only to the original purchaser (customer). ICON's obligation under this warranty is limited to replacing or repairing, at ICON's option, the product through one of its authorized service centers. All repairs for which warranty claims are made must be preauthorized by ICON. If the product is shipped to a service center, freight charges to and from the service center will be the customer's responsibility. If replacement parts are shipped while the product is under warranty, the customer will be responsible for a minimal handling charge. This warranty will automatically be voided if the product is used as a store display model, if the product is purchased or transported outside the USA, if all instructions in this manual are not followed, if the product is abused or improperly or abnormally used, or if the product is used for commercial or rental purposes. No other warranty beyond that specifically set forth above is authorized by ICON.

ICON is not responsible or liable for indirect, special, or consequential damages arising out of or in connection with the use or performance of the product; damages with respect to any economic loss, loss of property, loss of revenues or profits, loss of enjoyment or use, or costs of removal or installation; or other consequential damages of any kind. Some states do not allow the exclusion or limitation of incidental or consequential damages. Accordingly, the above limitation may not apply to the customer.

The warranty extended hereunder is in lieu of any and all other warranties, and any implied warranties of merchantability or fitness for a particular purpose are limited in their scope and duration to the terms set forth herein. Some states do not allow limitations on how long an implied warranty lasts. Accordingly, the above limitation may not apply to the customer. This warranty provides specific legal rights; the customer may have other rights that vary from state to state.

**ICON Health & Fitness, Inc.**

**1500 S. 1000 W., Logan, UT 84321-9813**