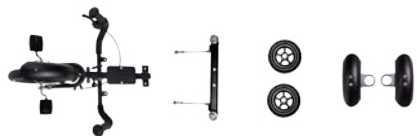


# mobo<sup>o</sup>tot

## ASSEMBLY

[www.mobocruiser.com](http://www.mobocruiser.com)



front frame set rear frame wheels rear fenders

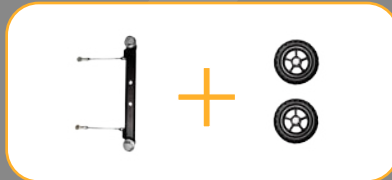


seat allen wrench set wrench fender tool



seat screw set frame screw set reflector safety flag and pole

## PARTS



A. Remove Outer Nut From Wheel Bolt



B. Insert Wheel and Attach Nut



C. Tighten Using Wrench and Fender Tool



**QUESTIONS?** Call 877-869-6451 email [info@asaproducts.com](mailto:info@asaproducts.com)



D. Attach Rear & Front Frames  
Hand Screw Bolt



E. Tighten Using allen wrench  
and wrench



F. Linkage Steering Set Up



G. Place Screws in Seat on Frame



H. Tighten




I. Remove Cap



J. Place Fender and Replace Cap



K. Tighten Cap



L. Remove one nut to place reflector



M. Adjust length to fit

**30 DAY MANUFACTURER'S LIMITED WARRANTY:** THIS WARRANTY IS EXPRESSLY LIMITED TO THE REPAIR OR REPLACEMENT OF A DEFECTIVE PART AND SOLE REMEDY OF THE WARRANTY. ASA WILL SUPPLY REPLACEMENT PARTS AT NO COST TO THE CONSUMER, HOWEVER, THE CONSUMER WILL BE RESPONSIBLE FOR APPLICABLE SHIPPING CHARGES RELATED TO RETURNED ITEMS. THIS WARRANTY DOES NOT COVER NORMAL WEAR AND TEAR, IMPROPER ASSEMBLY, AND DAMAGE DUE TO MISUSE, ABUSE, OR NEGLIGENCE. THIS WARRANTY EXTENDS THIRTY (30) DAYS FROM THE DATE OF THE RECEIPT, APPLIES ONLY TO THE ORIGINAL OWNER, AND IS NON-TRANSFERABLE. PROOF OF PURCHASE AND AN EXPLANATION OF PROBLEM ARE REQUIRED.

SHOW **YOUR** CREATIVITY  
AND **PERSONALITY**  
WITH THESE **FUN DECALS**



Look at these examples to gain inspiration and ideas on how to decorate your Mobo.

For further customization options please visit [www.mobocruiser.com](http://www.mobocruiser.com) or call 1-877-869-6451.

**WARNING:**

- Never ride your Mobo on public streets or roads
- The recommended riding age for the Mobo Tot is 2-5 years old.
- The maximum weight capacity for the Mobo Tot is 80 lbs.
- Always wear protective head gear. It is strongly advised that knee and elbow pads be worn while riding.
- Always wear appropriate footwear.
- The Mobo is designed for use on dry, flat, and smooth surfaces. Never ride on dirt, gravel, sand grass, slick or wet surfaces.
- Never ride the Mobo over jumps or off curbs. The Mobo was not designed for this type of use.
- Never ride the Mobo with more than one rider or with any passenger.
- Keep your hands, feet, hair, and shoestrings away from all moving parts.
- Never leave children alone with the Mobo.
- Please ensure that all screws and bolts are securely tightened for a safe riding experience.

**CRUISE IN STYLE**