

MEN'S AND WOMEN'S FOOTWEAR SIZING

MEN'S FOOTWEAR SIZING

US Size	4	5	6	6.5	7	7.5	8	8.5	9	9.5	10	10.5	11	11.5	12	13	14	15
UK Size	—	4.5	5.5	6	6	6.5	7	7.5	8	8.5	9	9.5	10	10.5	11	11.5	13	14
EU Size	—	37.5	38.5	39	40	40.5	41	42	42.5	43	44	44.5	45	45.5	46	47.5	48.5	49.5




Select styles in sizes 7-13 also available in Wide.

WOMEN'S FOOTWEAR SIZING

US Size	5	6	6.5	7	7.5	8	8.5	9	9.5	10
UK Size	3.5	4.5	5	5.5	6	6	6.5	7	7.5	9
EU Size	36	38	38	39	39	40	41	41	42	43

5.11 FOOTWEAR FIT INFORMATION

Our boots and shoes feature three distinct fits generally based on the intended use for the boot and its materials and construction. If you've worn our ATAC boots you've been wearing our most roomy fit and many of our newer boots and shoes feature a lower volume fit. Look for these three icons for a better understanding of how each different collection of boots will fit.

 <p>PRO FIT</p>	 <p>TAC FIT</p>	 <p>BIO FIT</p>
<p>HI VOLUME, GENEROUS FIT</p>	<p>◀ FIT SPECTRUM ▶</p>	<p>LOW VOLUME, RESPONSIVE FIT</p>
<p>PRO FIT is our tried and true ATAC fit, the most generous fit with the highest volume overall.</p> <p>>15mm drop heel to toe.</p> <p>Examples: ATAC family, SPEED 2, Company 2.0</p>	<p>TAC FIT is a modern fit with a bit less volume.</p> <p>10mm-15mm drop heel to toe.</p> <p>Examples: Taclite family, Ranger, EVO family</p>	<p>BIO FIT is a low profile, more anatomical fit for those who demand the lightest weight and most responsive experience.</p> <p><10mm drop heel to toe.</p> <p>Examples: Pursuit series, RECON Trainers, Sky- weight family, XPRT 2.0</p>