

# Range BenchLoader™

## Heavy-duty 30-round magazine loader

### Fits:

- All AR15 / M4 compatible 5.56 NATO / .223 mags:
- USGI Aluminum & steel mags (NATO STANAG 4179)
- Polymer mags (PMAG and all others)

- Loads loose / bulk rounds
- Drum mags were not tested

### Users:

- Competition shooters
- Shooting ranges
- Military & LE armories
- Ammunition & firearm manufacturers

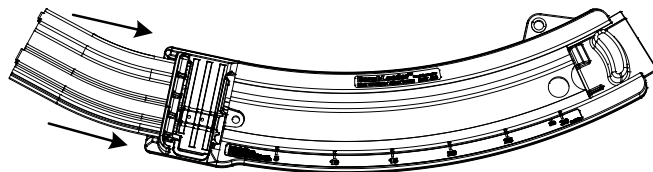
### Advantages:

- Heavy-duty design allows loading hundreds of magazines daily !
- Painless, quick, comfortable operation.
- Allows examination of rounds prior to loading.
- Single-stroke loading action.
- Eliminates wear on feed lips; prolongs mag. life.
- No maintenance or training required.
- Durable top-quality reinforced polymer.
- Portable, range bag packable.
- Length 42cm (16.5"), weight 360gr (12.7 oz.)

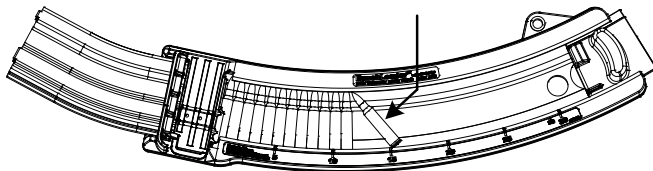


## Operating instructions:

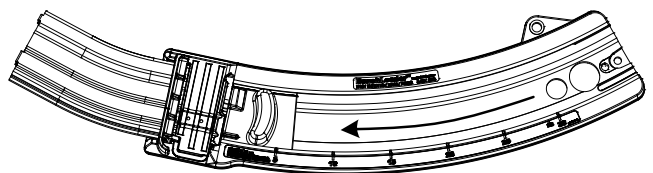
1. Slide in and lock the magazine in the loader.



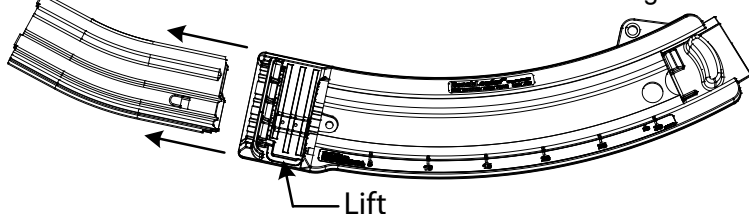
2. Place rounds diagonally then straighten and crowd towards the magazine. Fill up to 30 rounds.



3. Quickly slide the SLIDER towards the magazine.



4. Lift the MAG RELEASE and remove the magazine.

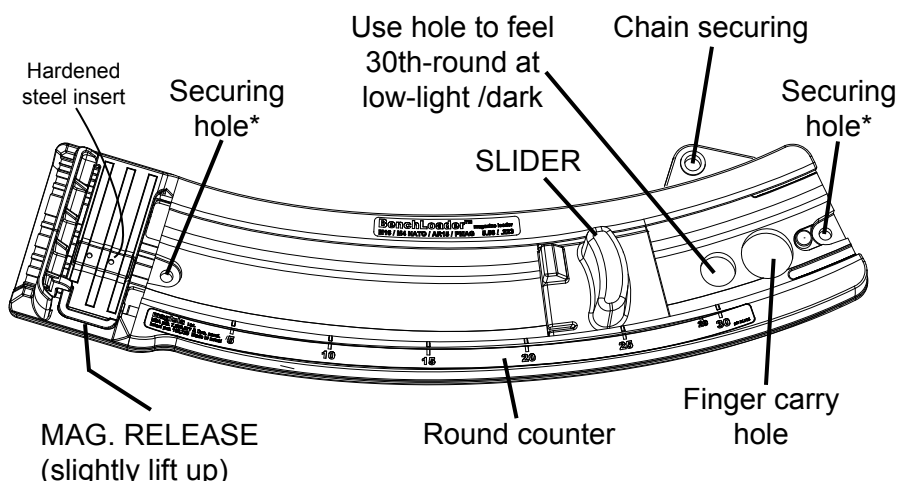


### Important notes:

- Loader does not load blank rounds or rounds on stripper clips.
- May not load well few polymer mags.; check maglula.com
- If a magazine is released during loading, press the MAG. RELEASE or hold the mag. when loading.
- Hardened-steel mag. catch tooth is used to lock the mag. in place. As such, some signs of wear may show over time on the mag. To avoid it, simply lift the MAG RELEASE while inserting and removing mags.
- To reduce loading noise - place the loader on a cloth, like a towel.
- The manufacturer shall not be liable for direct, indirect, incidental or consequential damages arising from misuse, accident, neglect, or from customer adjustments to the loader.

### CAUTIONS:

- Use only suitable magazines and rounds.
- Do not overfill the magazine with rounds.
- Stop loading upon excessive resistance from the SLIDER (Example: If the mag. is full, jammed, or has faulty rounds).
- When securing the loader to a surface by screws - do not overtighten the screws.



\*Use screws, do not overtighten !

Also available:  
SUPER-DUTY 5.56 BenchLoaders:

- AR15 / M4 / PMAG
- STEYR AUG and AR15/M4 combined
- HK G36
- Galil 5.56

maglula Ltd.  
P.O. Box 302  
Rosh Ha'ayin 48103  
Israel

Item# **BL71B**  
**Range BenchLoader**



Made In Israel  
www.maglula.com  
U.S. Design Pat. D728,065S  
U.S. Pat. 7,059,077; Israel Pat. 160,729  
**BenchLoader** is a trademark of maglula Ltd.