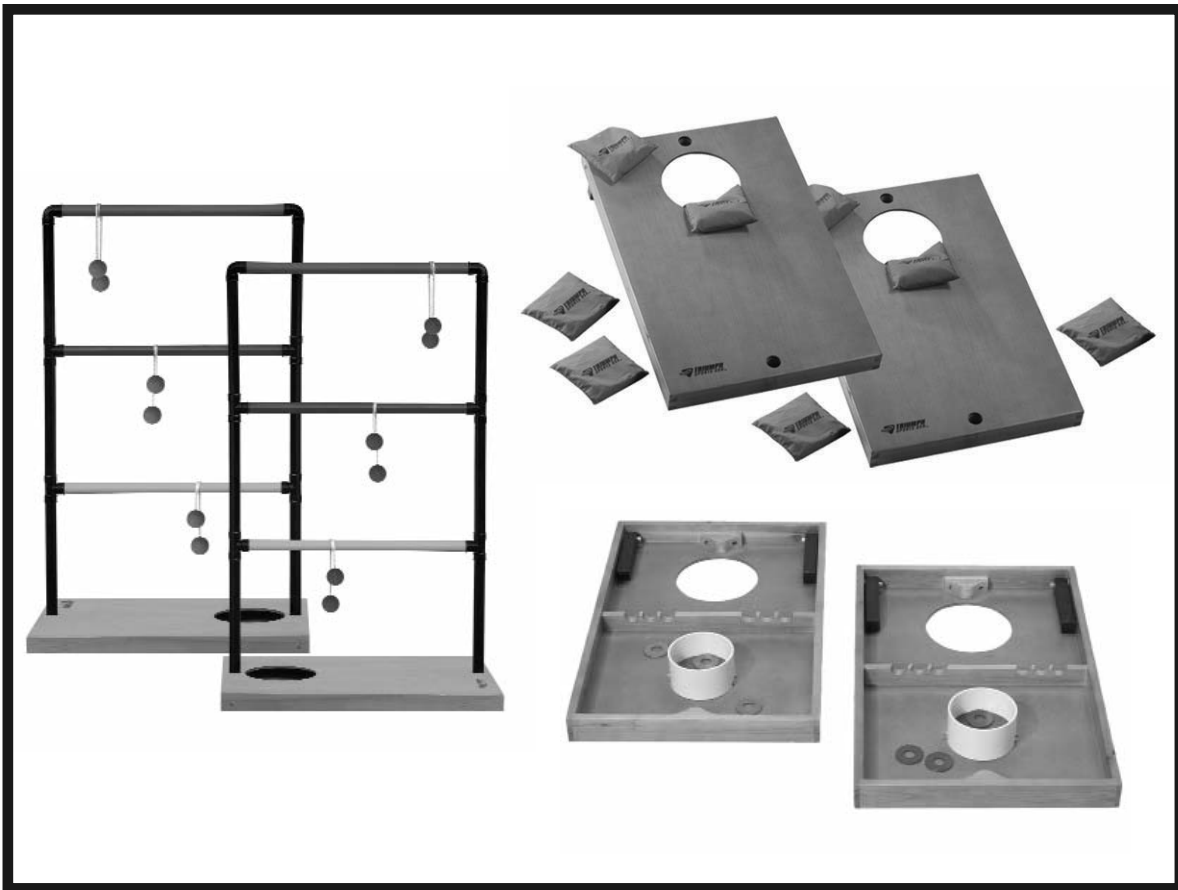


Item # 35-7001



3 in 1 Trio Toss

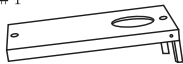









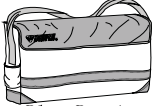



Ladder Toss ● Bag Toss ● Washer Toss




If you have any problems with your new product,
DO NOT RETURN IT TO THE STORE!

Please contact us at 1-866-815-4173,
or e-mail us at csr@triumphsportsusa.com

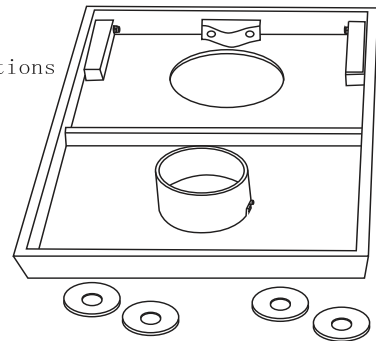
3 IN 1 GAME PARTS LIST

<p>#1</p>  <p>Game Platform 2/set</p>	<p>#2</p>  <p>Red Bola 3/set</p>	<p>#3</p>  <p>Blue Bola 3/set</p>	<p>#4</p>  <p>Red Washer 4pc.</p>
<p>#5</p>  <p>Blue Washer 4pc.</p>	<p>#6</p>  <p>Red Bag 4pc.</p>	<p>#7</p>  <p>Blue Bag 4pc.</p>	<p>#8a</p>  <p>Blue Tube 2pc.</p>
<p>#9</p>  <p>Black Tube 12pc.</p>	<p>#10a</p>  <p>Red Tube 2pc.</p>	<p>#11</p>  <p>Blue Bag 1pc.</p>	<p>#8b</p>  <p>Yellow Tube 2pc.</p>
<p>#8c</p>  <p>T-Joint 8pc.</p>	<p>#10b</p>  <p>Corner Joint 4pc.</p>		

Bag Toss Assembly Instructions



Washer Toss Assembly Instructions

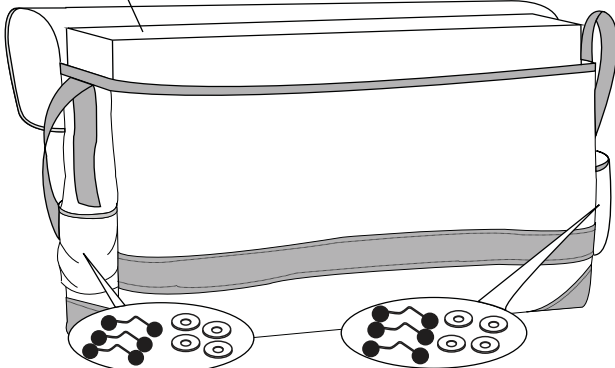


2 game platforms

Front

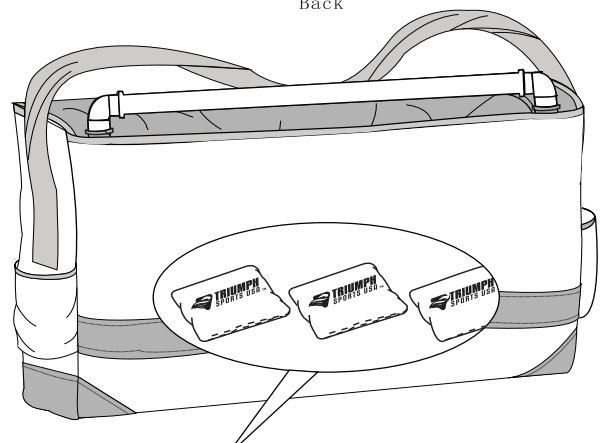
Bag Packing Instructions

Back



Washers /Bola
in front pocket

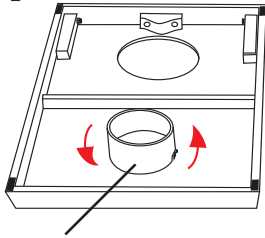
Washers /Bola
in front pocket



Bags /Ladders in back pocket

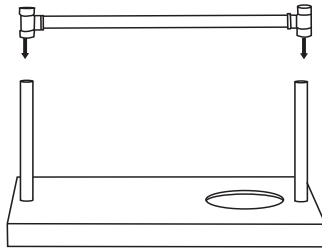
Ladder Toss Assembly Instructions

Step 1

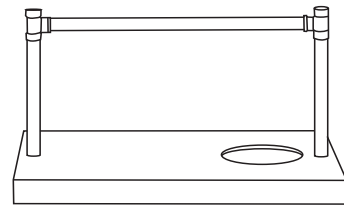


Remove the washer cup,
then turn the board over.

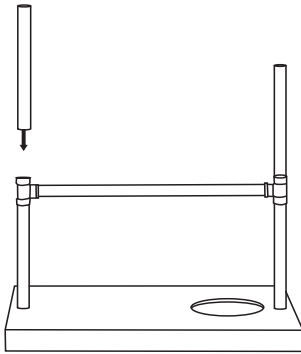
Step 2



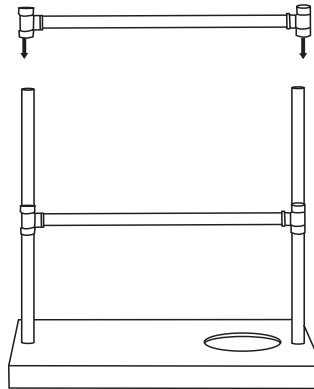
Step 3



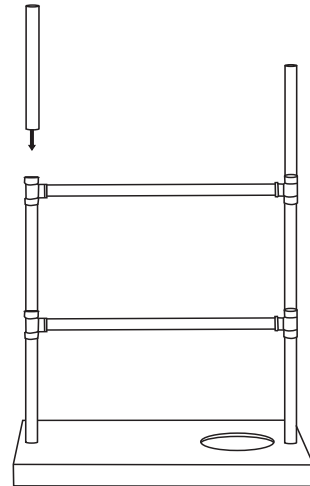
Step 4



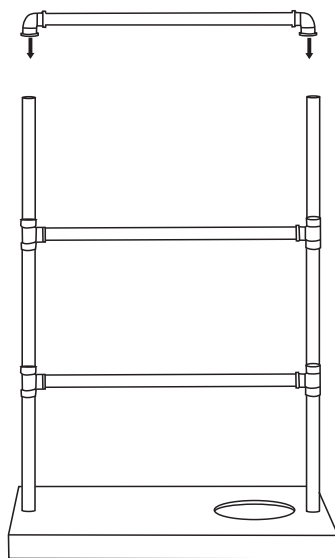
Step 5



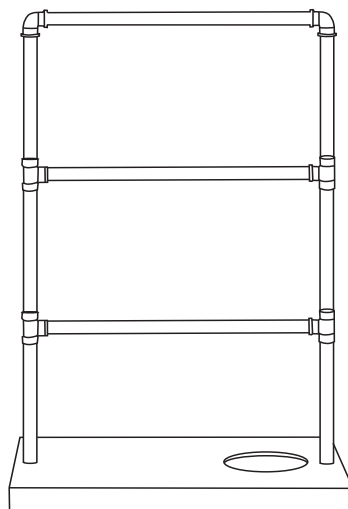
Step 6



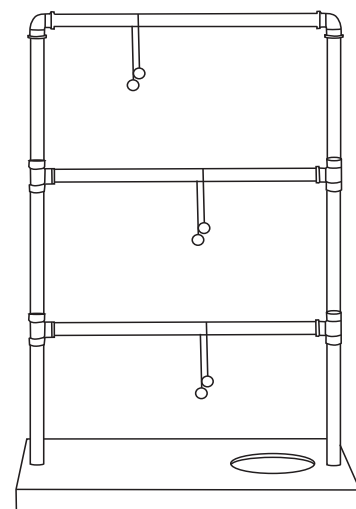
Step 7

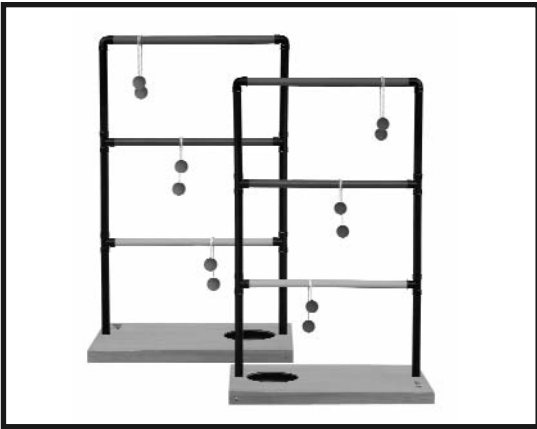


Step 8



Step 9





Ladder TOSS

2 to 4 players, singles (2) or partners (4)

Preparation: Set platforms 15 feet apart.

Playing the Game:

The official playing distance is 15 feet between the ladders. Adjust the distance as needed for children.

Ladder toss is played by each player tossing 3 ropes to the desired ladders. The first player throws all 3 ropes at the desired ladders. When finished, the next player throws 3 ropes at the same ladders as the first player. The players' partners will then total up the scores and take turns throwing the ropes. The team with the highest score throws first.

Ropes can be thrown any way the player chooses as long as they are thrown individually. Players can bounce ropes off the ground. The game is over when a player reaches 21 points. In order to win, a player must be the only person to score exactly 21 points.

If any person scores over 21 points, his or her points for that round do not count. For example: a player with 18 points needs 3 points to get to 21 and win. If that player has 5 points hanging on the ladder after all players have thrown all ropes, the 5 points do not count and the player will enter the next round with 18 points, again needing 3 points to win.

In case of a tie, the players must play until one player scores 2 or more points more than all the other players. This 2-point rule only applies in overtime rounds. During regular play, any player can win as long as that player is the only one to score exactly 21 points, regardless of how many points the other players have.

Scoring:

Scoring is determined by the ropes that are still hanging from the steps after all teams have tossed all of their ropes. Players can knock off ropes during the course of the game, and knocking off other players' ropes is encouraged as good defensive play. Ropes that are knocked off during play should not be counted towards point totals. Only ropes that remain hanging after all ropes are tossed should be counted.

Points:

Points are determined by the steps that a player's rope wraps around. The top step is worth 2 points, the middle step is worth 2 points, and the bottom step is worth 1 point. Players can score an optional bonus point by hanging all 3 ropes from the same step or by hanging a rope on all 3 (1-2-3) steps in one round. The highest amount of points available per player per round is 10. This is accomplished by hanging all 3 ropes on the top (3 point) step.



BAG TOSS

2 to 8 players


Preparation: Set boxes 15 feet apart.

Game Rules:

Each team has 4 Bean Bags. Players should alternate throws during their team's turn.

Hint: You can knock your opponent's Bean Bags off the board.

A bag thrown through the hole earns 3 points. A bag that lands on the board earns 1 point. Subtract the low score from the high score for each round of play. For example: Team A has 1 bag in the hole and 2 bags on the board, for a score of 5 points. Team B has two bags on the board, for a score of 2 points. Team A (5 points) - Team B (2 points) = Team A (3 points). Team A receives 3 points for that round of play.



Washer TOSS

2 to 4 players, singles (2) or partners (4)

Preparation: Set boxes on even ground 10 feet apart.

Game Rules:

Players score points by tossing washers into the box or cup (center piece): one point for a washer that lands in the box, and three points for a washer that lands in the cup. The first person or team to score 21 points wins.

Optional: Some players require the winning person or team to reach 21 without going over.

Game Play Summary:

Players always throw towards the same box. The team or player that scored points last goes first, throwing all three washers. Points are added up for all washers that land in the box.

Example:

If Player 1 throws 3 washers and gets 2 in the cup and 1 in the box, he has scored 7 points. If Player 2 then throws 3 washers and gets 1 in the cup and 2 in the box, she has scored 5 points. Play continues until a total of 21 points is reached by one player or team. The game is over when a score of 21 is reached.

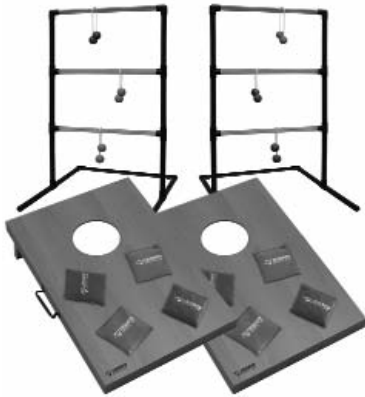
Miscellaneous:

When pitching washers, the player's toe or foot must be behind the front of the box. Some variations allow 2 points for landing a washer on the box.

Be sure to check out all the exciting outdoor games  has to offer.

Visit our web site at:


www.triumphsportsusa.com



2 in 1 Tournament Toss
Item# 35-7009



Ladder Toss With Glow
Game Pack
Item# 35-7017



Bag Toss With Glow
Game Pack
Item# 35-7026



Washer Toss Tournament
Item# 35-7012



Bag Toss Tournament
Item# 35-7011

CAUTION: Contains small parts. Not intended for children under 3 years.

90-Day TSU Game Warranty

All TSU games have a 90-days from date of purchase warranty. This warrants the retail purchaser for any TSU games purchased to be free from any defects in materials and construction for 90 days from the date of purchase. Normal play wear and usage is not covered under the warranty, nor is wear or damage due to improper use of the TSU game. This will void any and all TSU warranty.

If you have any problems with your new product DO NOT RETURN IT TO THE STORE.
Please contact us at 1-866-815-4173 or email us at csr@triumphsportsusa.com.

Triumph Sports USA
Aurora, IL 60504
www.triumphsportsusa.com

©2008 Triumph Sports USA. All Rights Reserved.

Trio Toss Replacement Parts Order Form

Quantity Ordered	Part Number	Item Description	Price	Sub-Total	
	35-7001-1	Game Platform	\$19.99 (1pc)		
	35-7001-2	Red Bola	\$7.00 (set of 3)		
	35-7001-3	Blue Bola	\$7.00 (set of 3)		
	35-7001-4	Red Washer	\$2.99 (set of 3)		
	35-7001-5	Blue Washer	\$2.99 (set of 3)		
	35-7001-6	Red Bean Bag	\$9.99 (set of 4)		
	35-7001-7	Blue Bean Bag	\$9.99 (set of 4)		
	35-7001-8a	Blue Tube	\$2.50 ea		
	35-7001-8b	Yellow Tube	\$2.50 ea		
	35-7001-8c	T-Joint	\$0.50 ea		
	35-7001-9	Black Tube	\$1.99 ea		
	35-7001-10a	Red Tube	\$2.50 ea		
	35-7001-10b	Corner Joint	\$0.50 ea		
	35-7001-11	Blue Carry Bag	\$19.99 ea		
				Sub-Total	
				Shipping & Handling	\$5.95
				Total Cost	

Name _____

Address _____

City _____ State _____ Zip Code _____

Daytime Phone No. _____ Email address _____

UPC Number _____

Method Of Payment:

CHECK MONEY ORDER VISA MASTERCARD

AMERICAN EXPRESS DISCOVER

Card No.

--	--	--	--	--	--	--	--	--	--	--	--	--	--	--	--	--	--	--	--

Name On Card: _____ Expiration Date: _____

Signature: _____

Please make all checks or money orders payable to: **Triumph Sports USA**

Mail this order form to:

Triumph Sports USA
 1005 N. Commons Drive
 Aurora, IL 60504
 Or fax the form to 262-364-2254