

## They reflect a premium image



### MLE Series 32"/55" mirror/signage hybrid display

The answer to increasing the functionality of every square inch of space is staring you right in the face. Samsung MLE Series mirror/signage hybrid display gives you a hard-working, versatile option to traditional mirrors. Designed to fit within every budget, the MLE Series displays function as high-resolution, attention-demanding displays, then when a customer comes close, the proximity sensor can shrink the message to enable mirror functionality. After a period of non-activity, the message once again expands. Perfect for airports, retail locations, hospitality, fitness, hair salons, lobbies, elevators and more, the Samsung MLE Series is for those who want to improve their signage opportunities, and look good doing it.

#### Contact us

1-866-SAM4BIZ  
samsung.com/business  
samsung.com/b2bdigitalsignage

#### Follow us

 youtube.com/samsungbizusa  
 @SamsungBizUSA

### Key features



#### Mirror/signage hybrid display replaces traditional mirrors

The Samsung MLE Series combines the reflectance of a mirror with the messaging capability of a Full HD resolution display. The proximity sensor allows for automatic transitions between a sharp, clear, message and an elegant mirror, then back again.



#### Sleek design and metallic side frame

The look is clean, sleek and professional. The MLE Series provides maximum image area, whether used as a message medium or a mirror, and the sleek design allows for seamless videowalls.



#### High brightness and 24/7 operation

The 300-nit (32") and 400-nit (55") high brightness will attract attention and deliver your message. The 24/7 operation offers Samsung reliability.



#### Enhanced SoC performance

No computer is required to display content. An embedded Quad Core chip powers an internal media player, while Samsung MagicInfo Player S3 software makes content management simple.



#### Broad connectivity options offer flexibility

Display content from a variety of sources, with inputs that include HDMI, DVI, D-sub, Component & Composite, and RJ45.

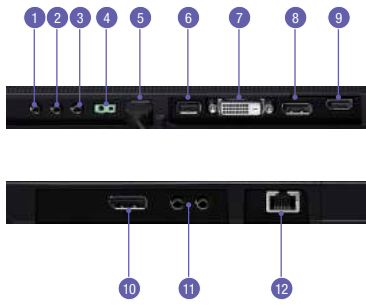
# Samsung MLE series commercial LED LCD displays



		ML32E	ML55E	
Panel	Diagonal Size	32"	55"	
	Type	60Hz D-LED BLU	60Hz D-LED BLU	
	Resolution	1920 x 1080 (16:9)	1920 x 1080 (16:9)	
	Brightness (Typ.)	300 nits	400 nits	
	Contrast Ratio (Typ.)	3500:1	3500:1	
	Viewing Angle (H / V)	178:178	178:178	
	Response Time (G-to-G)	8ms	6ms	
	Orientation	Landscape / Portrait	Landscape / Portrait	
Sound	Speaker Type	Built in Speaker (10W x 1)	Built in Speaker (10W x 2)	
Connectivity	Input	RGB	DP1	
		Video	HDMI1	
		Audio	Stereo Mini Jack, DVI Audio (Common)	
		USB	USB 2.0 x 2	
	Output	Audio	Stereo Mini Jack	
		External Control	RS232C (In / Out) thru Stereo Jack, RJ45	
Power	Type	Internal	Internal	
	Power Supply	AC 100 - 240 V~ (+/- 10 %), 50/60 Hz	AC 100 - 240 V~ (+/- 10 %), 50/60 Hz	
	Power Consumption	Max [W / H]	77W	176W
		Typical [W / H]	55W	104W
Sleep Mode		0.33W	0.34W	
Dimensions	Set mm / In. (WxHxD)	740.2 x 433.5 x 57.4 / 29.14" x 17.07" x 2.26"	1249.2 x 720.0 x 57.4 / 49.18" x 28.35" x 2.26"	
	Package mm / In. (WxHxD)	817 x 503 x 146 / 32.17" x 19.80" x 5.75"	1380 x 860 x 215 / 54.33" x 33.86" x 8.46"	
	Bezel Width (mm)	1mm (Black Printing Line 20.4)	1mm (Black Printing Line 49.3)	
Weight	Set (lbs.)	17.4	56.2	
	Package (lbs.)	21.6	63.9	
Features	VESA Mount	200 x 200mm	400 x 400mm	
	Stand Type	Foot Stand (Optional)	Foot Stand (Optional)	
	Special	Hardware	Super Clear Coating, Temperature Sensor, Videowall (15 x 15), Pivot Display, Clock Battery (168 Hrs Clock Keeping), Built In Speaker (10W x 1), WiFi Module Embedded	
		Software	Magic Clone (to USB), Auto Source Switching & Recovery, RS232C / RJ45 MDC, Plug and Play, PIP / PBP, Image Rotation, Button Lock, DP 1.2 Digital Daisy Chain (HDCP Support), Built In MagicInfo Player S3, Firmware Update by Network, LFD New Home Screen, PC-less Videowall, Predefined Template for Vertical Usage, Multi Channel, Mobile Control, Event Schedule, Backup Player, PC-less Touch, MagicPresenter	
	Media Player Option Type	Embedded, SBB (Not Attachable)	Embedded, SBB (Not Attachable)	
Internal Media Player	Cortex-A9 1GHz Quad Core CPU, 1.5GB DDR3, 8GB FDM, USB 2.0, VDLinux	Cortex-A9 1GHz Quad Core CPU, 1.5GB DDR3, 8GB FDM, USB 2.0, VDLinux		
Environmental Conditions	Operating Temperature	0°C ~ 40°C	0°C ~ 40°C	
	Operating Humidity	10 ~ 80%	10 ~ 80%	
Accessories	Included	Quick Setup Guide, Regulatory Guide, Warranty Card, Power Cord, Remote Controller, Batteries, RS232C (In) Adapter, Cover-Jack, Screw (M3L8, 1EA) (M4L8, 4EA)		
	Optional	Stand	STN-L3240E	
		Mount	WMN4070SD	
Green Management	Emission Standard	EMC	EMC	
	ENERGY STAR Compliant	ENERGY STAR 7.0	ENERGY STAR 7.0	
	RoHS Compliant	Yes	Yes	
	Packaging Recyclability	Packing Materials Recyclable	Packing Materials Recyclable	
Service	Standard Warranty	3 Years Onsite (Parts / Labor / Backlight)	3 Years Onsite (Parts / Labor / Backlight)	

## CONNECTIVITY

- RS232C In
- RS232C Out
- RGB / DVI / HDMI / AV / Component Audio In
- Audio Out
- USB (Proximity Sensor)
- USB
- DVI / MagicInfo In
- HDMI In
- AV In / Video / Component In
- DisplayPort Out
- HDMI In 2
- AV In / Video / Component Out



Learn more [samsung.com/business](http://samsung.com/business) [insights.samsung.com](http://insights.samsung.com) [samsung.com/b2bdigitalsignage](http://samsung.com/b2bdigitalsignage)

Product support 1-866-SAM4BIZ 1-800-SAMSUNG

Follow us [youtube.com/samsungbizusa](https://www.youtube.com/samsungbizusa) [@SamsungBizUSA](https://twitter.com/SamsungBizUSA)

**SAMSUNG**