

Pawsitively
Clean 



Stain Guide

pet messes happen

Your pet – you love them like a family member, but their messes, not so much.

Your best line of defense is a deep cleaning machine, as it can provide faster and better results. A machine sprays water and cleaning solution deep into the carpet fibers then suctions the soil and solution back up for a more thorough clean.

An overall deep clean every 3 – 6 months can remove stains, hidden odors and help prevent your pet from re-soiling. If you don't own a machine, the Pawsitively Clean® Deep Cleaning Machine is available for rent at PetSmart.



What You Need to Know

Some general cleaning rules to follow whenever you clean your carpet or upholstery




Before cleaning test a small, hidden area for colorfastness and examine when dry. For upholstery, only attempt to clean manufacturer's codes "WS" or "W".



If you followed label instructions and it didn't work, the product may be old, not strong enough or the wrong type of cleaner.

Before using a different product, thoroughly rinse the area with water to give the new cleaner the best chance to work properly.



Unfortunately, if the stain wasn't cleaned properly when it was fresh, it can set-in to the carpet fibers and cannot be completely removed.

Tips for Better Cleaning



Always use a white cloth to blot stains as certain dyes in fabrics may bleed and make stains worse.



Always wipe from the edges to the center of the stain so you don't spread it further.

End your stroke in an upward motion to pull the stain out instead of pushing it into the carpet.



Don't pick up messes by grabbing with a paper towel as this can push the stain further into the carpet.


Instead pick up with a spoon, spatula or create a scraper by cutting a paper plate in half and use the two straight edges to scoop underneath the mess.

Spot Cleaning *or* Pre-treating


Enzymes and oxygen both sound intriguing, but which is best?
That depends on the stain of course! This is where things get a little scientific,
but it's the science that makes it work!

Enzyme-Action Formulas

- Work best on organic stains & odors, especially messes like urine that can seep down into carpet padding
- Enzyme-action breaks down or digests the stain & odor-causing molecules
- With the right conditions, can stay active until molecules are gone
- When using be sure to saturate the stained and surrounding areas



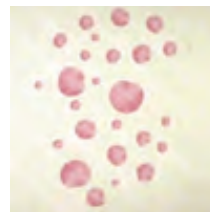
Before
Enzyme-Action



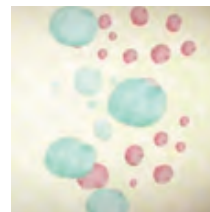
During
Enzyme-Action

Oxygen-Action Formulas





- Remove colored stains and odors and work best on messes like vomit
- Activated upon contact with stain
- Reaction alters the color residue and helps neutralize the odor-causing particles
- Continue to work for several hours so if there is still a visible stain left, give it some time and check back before repeating



Before
Oxygen-Action



During
Oxygen-Action

Stain Type:	Carpet Cleaning Product:
Urine	 Enzyme-Action Cleaner
Feces	 Enzyme-Action Cleaner
Vomit	 Oxygen-Action Cleaner
Blood	 Oxygen-Action Cleaner
Mud	Vacuum & General Cleaner

Tips for Specific Pet Messes

Pawsitively Clean by BISSELL offers cleaners to help attack pet stains and odors

Fresh Urine

Did you just step in a "wet spot on the carpet?"

It is important to address this type of stain as quickly as possible as urine salts can become highly alkaline over time and can bleach out carpet dyes.



Dried Urine

Because something hasn't smelled quite right for awhile.

The odor of old urine is due to the bacterial decomposition of the urea in the urine which continues as long as there is moisture. This is why the odor can become stronger on humid days or soon after the carpet has been cleaned. For really tough odors, saturate with an enzyme-action cleaner, then cover the area with a clean damp cloth or plastic wrap. This helps the area remain moist for the enzymes to do their work. Let it stand for at least 5 hours and up to 48 hours.



Colored Stains like Vomit, Blood and Hairballs

These kinds of messes mean your pet needs a little extra love!

It is important to address this type of stain as quickly as possible. Do not use warm or hot water to try to clean this mess as it may set the stain.

