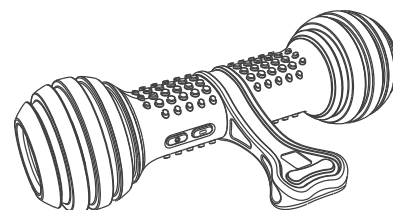


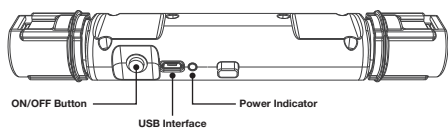


INSTRUCTION MANUAL

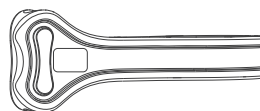
Electronic Play Bone
SKU # 5350443



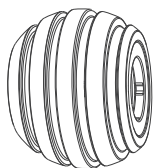
COMPONENTS



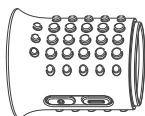
A
Motor Core
(quantity 1)



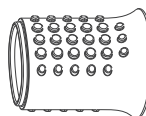
B
Middle tail
(quantity 1)



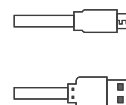
C
Wheel
(quantity 2)



D
Left sheath
(quantity 1)



E
Right sheath
(quantity 1)



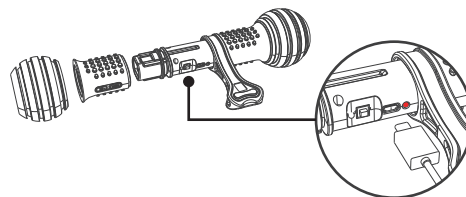
F
USB Cable
(quantity 1)

PLEASE READ IMPORTANT CARE INSTRUCTIONS AND WARNINGS ON Pg. 2

CHARGING

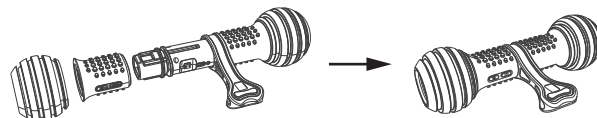
STEP 1

Locate the left sheath by looking for the two buttons on the toy.
Remove the left wheel and sheath to expose the charging port.
Ensure the toy is off before charging. Connect the charging cable.
Indicator light will light up and will turn off once charging is complete.



STEP 2

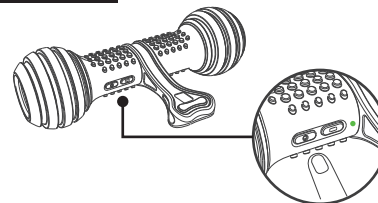
Replace the left sheath and wheel onto the toy.



INSTRUCTIONS FOR USE

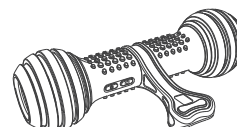
STEP 1

Press the power button (outermost button with a single dot).
The power indicator light will turn green.



STEP 2

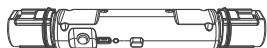
Put the device on the floor and it will move in auto mode.




CARE INSTRUCTIONS

- Turn the device off and remove the motor core.
- Wash and dry the washable components before using again. Ensure all parts are fully dry before reassembling.

Unwashable



Washable



TECHNICAL SPECIFICATIONS

Dimension (inch)	8.1 L x 4.6 W x 2.5 H
Weight (g)	270
Materials	PC and TPU
Working Voltage (V)	3.7
Wattage (W)	1.6

Battery Type	Polymer Lithium-Ion Battery
Capacity (mAh)	850
Charging Time (Hours)	1.5-2
Working Time Per Charge (Hours)	2
USB Cable Input Voltage (V)	5

FCC STATEMENT

This device complies with part 15 of the FCC Rules. Operation is subject to the following two conditions: (1) This device may not cause harmful interference, and (2) this device must accept any interference received, including interference that may cause undesired operation.

CAUTION: Changes or modifications not expressly approved by the party responsible for compliance could void the user's authority to operate the equipment.

Note: This equipment has been tested and found to comply with the limits for a Class B digital device, pursuant to part 15 of the FCC Rules. These limits are designed to provide reasonable protection against harmful interference in a residential installation. This equipment generates, uses and can radiate radio frequency energy and, if not installed and used in accordance with the instructions, may cause harmful interference to radio communications. However, there is no guarantee that interference will not occur in a particular installation. If this equipment does cause harmful interference to radio or television reception, which can be determined by turning the equipment off and on, the user is encouraged to try to correct the interference by one or more of the following measures:

- Reorient or relocate the receiving antenna.
- Increase the separation between the equipment and receiver.
- Connect the equipment into an outlet on a circuit different from that to which the receiver is connected.
- Consult the dealer or an experienced radio/TV technician for help.

WARNINGS

- This toy is specifically designed for pet use. Please keep out of reach of children except under adult supervision.
- This is not a chew toy. Do not allow heavy chewers to use this toy. This toy is an electronic device and is electrically alive even when the switch is off. Do not allow your pet to chew the USB cable to avoid electrical shock. Always unplug the toy when it is done charging.
- The power core component is not washable, please keep it away from water.
- Check the core of the device regularly to avoid electrical damage. Remove and replace the toy if it becomes damaged.
- Recommended to use the device where the ambient temperature is between 0°C and 40°C.

CONTACT US

For more information, please call 1-888-839-9638.

Dist. by/par: Pacific Coast Distributing, Inc., 19601 N. 27th Ave., Phoenix, AZ USA 85027

Made in China