


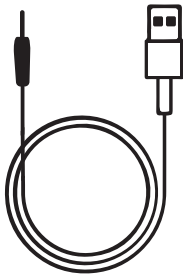
INSTRUCTION MANUAL



Electronic Mood Ball SKU # 5350307




COMPONENTS



A

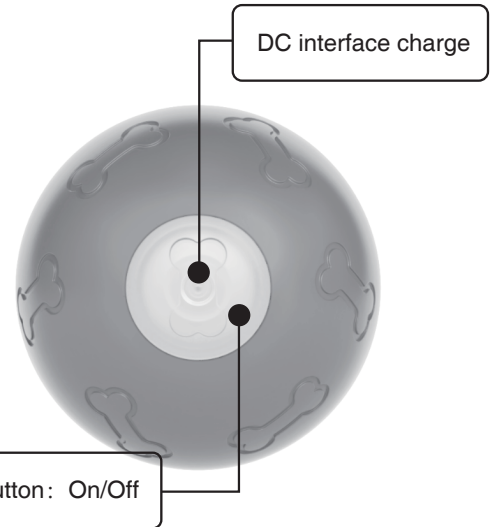
DC interface charging cable




B

Electronic Mood Ball

PRODUCT OVERVIEW



CHARGING INSTRUCTIONS



DC interface charging cable



Insert into middle of the charging port



On charging

- Use the original charging cable, insert the DC charge 90° vertically into the charging port when charging.
- Red when charging, green when fully charged.

Battery remark:

- Manufacturer: Shenzhen YuZhan Technology Co.,LTD
- Lithium battery
- Cycle life greater than 300 times

Warning:

- Do not forcefully drop or press the product and do not soak the product in water.
- Built in lithium battery, please do not dispose of the product in a fire source or high temperature environment to avoid explosion.
- When charging, please use the original power adapter and data cable, and ensure that the plug contacts well to avoid power short circuits and overheating.

INSTRUCTIONS FOR USE

1. Locate the small white power button off center of the charging port.
2. Long press the power button for two seconds to power on. Charging port will light up purple. Ball will start up in crazy mode.
3. Press the power button once to switch modes.
4. There are 2 modes.
Purple light effect: crazy mode, frequent bouncing.
Blue light effect: calm mode, frequent rolling, occasionally bouncing.
5. After running for a period of time, the ball is stationary and the light effect is yellow. Wait for about 5 seconds then pat or touch the ball to continue play.
6. Press and hold 2 seconds in any mode to shut down.



CLEANING & MAINTENANCE

1. The product cannot be cleaned with water, it can be wiped with a towel/wet towel.
2. Please charge in a timely manner when the battery is low to ensure better performance.

WARNINGS

- Do not give this toy to aggressive chewers. This toy is great for medium and medium/large dogs. This toy is specifically designed for dog use only. Your dog may be afraid to approach an unfamiliar toy and may need your guidance.
- If the toy starts to slow down, please prepare to charge. Remove and replace the toy if it becomes damaged.
- Observe your pet's behavior with the toy for suitability. Some toys may be inappropriate for your pet.
- Ingestion of this product can result in serious injury. Contains small parts.
- Batteries can explode or cause injury if disassembled, charged, crushed, mixed with used or other battery types, or exposed to fire or high temperatures.
- Remove all packaging and dispose of properly. Keep out of reach of children.
- If damaged, please do not give it to pets again.

This equipment has been tested and found to comply with the limits for a Class B digital device, pursuant to part 15 of the FCC Rules. These limits are designed to provide reasonable protection against harmful interference in a residential installation. This equipment generates, uses and can radiate radio frequency energy and, if not installed and used in accordance with the instructions, may cause harmful interference to radio communications. However, there is no guarantee that interference will not occur in a particular installation. If this equipment does cause harmful interference to radio or television reception, which can be determined by turning the equipment off and on, the user is encouraged to try to correct the interference by one or more of the following measures:

- Reorient or relocate the receiving antenna.
- Increase the separation between the equipment and receiver.
- Connect the equipment into an outlet on a circuit different from that to which the receiver is connected.
- Consult the dealer or an experienced radio/TV technician for help.

"CAUTION: Changes or modifications not expressly approved by the party responsible for compliance could void the user's authority to operate the equipment."

CONTACT US

For more information, please call 1-888-839-9638.

Dist. by/par: Pacific Coast Distributing, Inc., 19601 N. 27th Ave., Phoenix, AZ USA 85027

Made in China