



# INSTRUCTION MANUAL

## ELEVATED BASKING LOFT

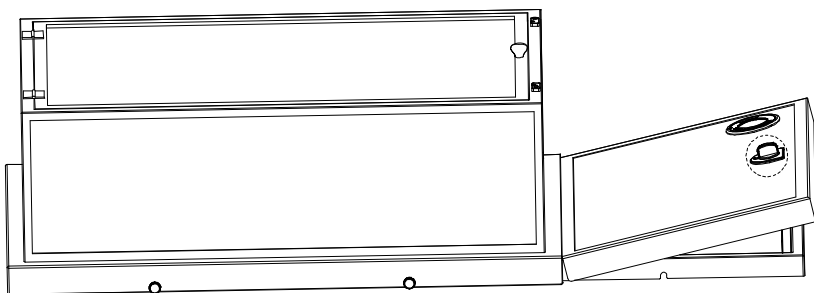
TPPR-40

### FEATURES

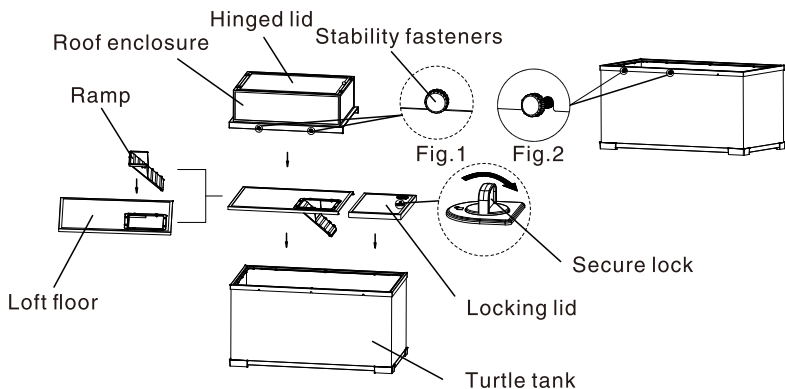
1. Fits most 40-gallon terrariums or Thrive Bask & Swim Turtle Home™ product.
2. Expands habitat and provides additional basking space for your semi-aquatic pet.
3. Simple setup with secure fit to prevent escape.
4. Metal mesh construction allows the UVB and heat lamp to penetrate through, for your turtle to absorb.

### CAUTION

Lock the mesh cover after feeding to prevent the turtle from escaping.

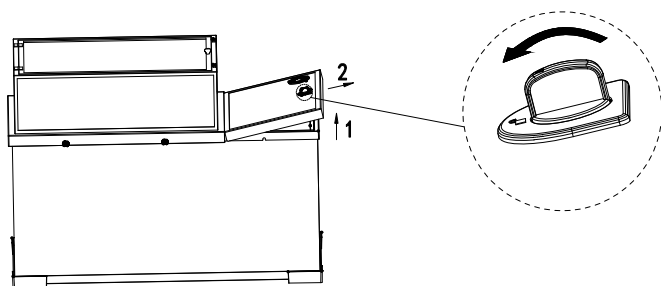


# INSTALLATION



1. Snap the ramp in place until you hear it click along the edges.
2. Place the loft floor on the turtle tank, followed by the roof enclosure.
3. Slide the locking lid on the tank and rotate the lock clockwise to secure.
4. Screw the four (4) stability fasteners into the designated holes. They should screw into the grooves on the frame.

# USAGE



1. The locking lid can be opened separately. The secure lock on the lid rotates counterclockwise to open.
2. Lift the lid and pull out diagonally.
3. To lock the lid, complete the above steps in reverse order: Close the lid and rotate the secure lock on the lid clockwise.

If you are not satisfied with this product, return it  
with your valid proof of purchase for a refund.  
Conditions apply. See store or [PetSmart.com](http://PetSmart.com) for details.

For more information about Thrive™ products,  
please call 1-888-839-9638.

Dist. by/par: Pacific Coast Distributing, Inc.  
19601 N. 27th Ave., Phoenix, AZ USA 85027  
Made in China