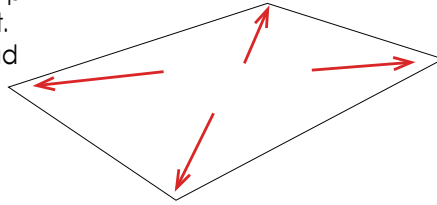


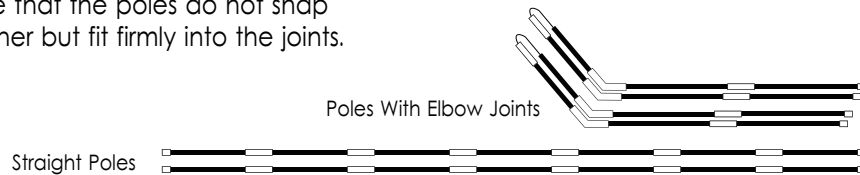
Assembly Instructions - **OUTDOOR MULTI DOG TENT**



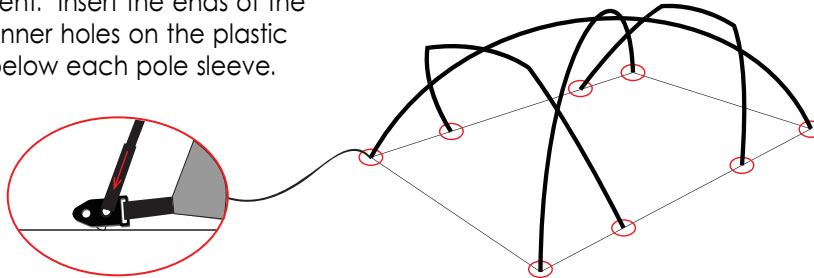
1. Clear your site making sure there are no sharp objects where you are going to pitch your tent. Try to get a site that is as flat as possible. Spread out the tent, the door is located at the front.



2. Assemble the 4 poles sections. Ensure that the poles do not snap together but fit firmly into the joints.

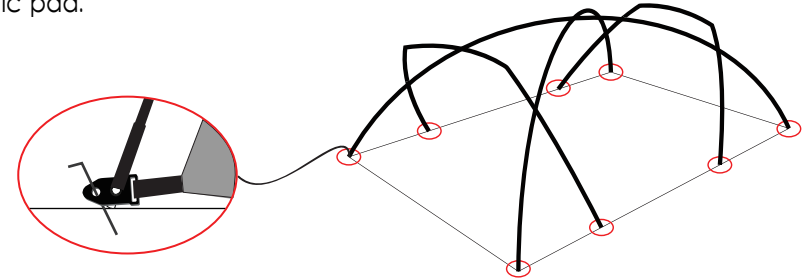


3. Thread the two straight poles through the pole sleeves that run diagonally across the centre of the tent. Insert the ends of the poles into the inner holes on the plastic pad located below each pole sleeve.

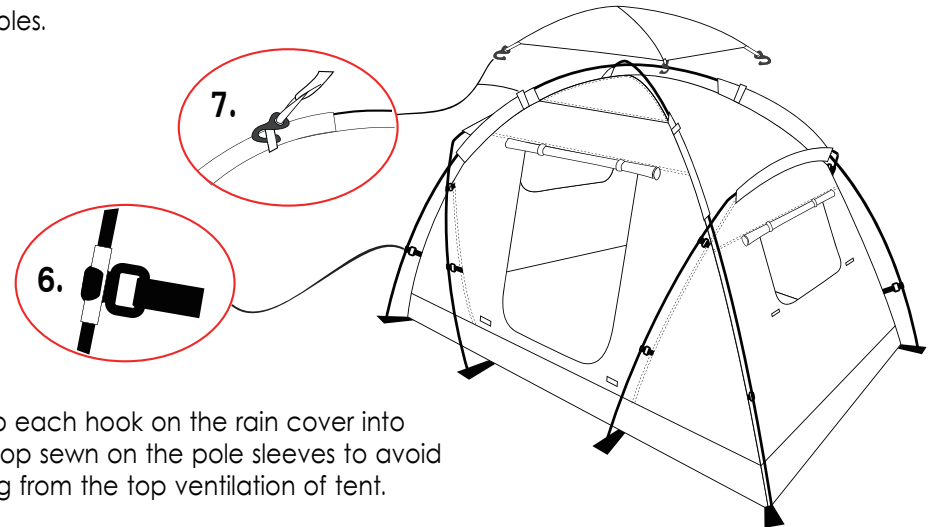


4. Thread the two poles with elbow joints through the pole sleeves at either end of the tent. Insert the pole ends into the inner holes on the plastic pad located below each pole sleeve.

5. Peg out all the peg points around the tent. The peg points at the base of each pole should be pegged through the outer hole on the plastic pad.



6. Clip each hook on the tent onto the poles.



7. Clip each hook on the rain cover into the loop sewn on the pole sleeves to avoid raining from the top ventilation of tent.

WARNING: KEEP ALL FLAME AND HEAT SOURCES AWAY FROM THIS TENT FABRIC.

This tent meets the flammability requirements of CPAI-84. The fabric may burn if left in continuous contact with any flame source. The application of any foreign substance to the tent fabric may render the flame-resistant properties ineffective.

Manufacturer Identification: Tianjin Pureland International Trade Ltd. Code Number: **T2021-1**

CARE INSTRUCTIONS

- Do not expose fabric to open flame or excessive heat
- Do not clean with detergents or soap
- Do not pack your tent down wet
- Wipe off all dirt and moisture with a cloth before packing down
- If tent must be packed up wet pitch ASAP to dry naturally
- Remove mildew with warm water and a soft brush
- Do not over tighten tent when pitching
- Please make sure all velcros on door/windows are sticky on before packing.

