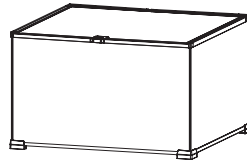




OPERATING INSTRUCTIONS

10 Gallon Terrarium Starter Kit

Model # NAK06T

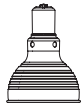


5.5" DOME LAMP

COMPONENTS



A 10 Gallon Terrarium
(1 pc)
Part # 1



B Dome Lamp
(1 pc)
Part # 2



C Blue Heat Bulb
(1 pc)
Part # 3



D Hygrometer/Thermometer
(1 pc)
Part # 4



E Substrate Carpet
(1 pc)
Part # 5



WARNING

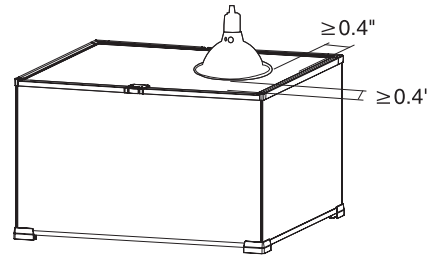
Read and follow all safety instructions before using this product. Save this instruction manual for future reference.

The manufacturer is not responsible for any damage to this product if users do not follow instructions or if they attempt repairs by themselves.

To help keep from burning the frame of the mesh cover, set the dome lamp a minimum of 0.4 inches from the frame. The bulb will get hot when in use. **DO NOT** place a light fixture inside the reptile habitat. It can cause life-threatening burns to your pet.

The bulb becomes extremely hot while in use. Avoid contact with flammable material.

(Continued)



DOME LAMP INSTRUCTIONS

1. This aluminium dome, with on/off switch, accommodates bulbs or ceramic heat emitters of up to 100 watts.
2. Do not place a light fixture inside the reptile habitat. It can cause life-threatening burns to your pet.
3. Do not allow product to come in contact with carpet, draperies, or other flammable material.
4. Do not use in wet conditions.
5. Do not splice, repair, or modify.
6. Do not use in damaged conditions.
7. Do not exceed electrical ratings.
8. Do not use a bulb or ceramic heat emitter in excess of 100 watts for the 5.5" dome lamp.
9. Fully insert plugs. Unplug when not in use.
10. Keep away from children.
11. For use above screen-top enclosures only.

ATTENTION: This appliance has a polarized plug (one blade is wider than the other). To reduce the risk of electric shock, this plug is intended to fit into a polarized outlet only one way. If plug does not fit fully into the outlet, reverse the plug. If it still does not fit, contact a qualified electrician.

Do not attempt to modify the plug in any way.

BLUE HEAT BULB INSTRUCTIONS

1. Provides a heating and lighting source for your reptile.
2. **WARNING:** Bulb will get hot when in use. Bulb emits ultraviolet radiation. Intended for reptile use only.

HYGROMETER/THERMOMETER INSTRUCTIONS

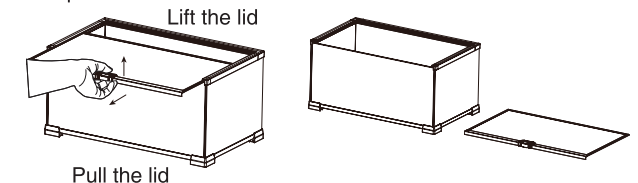
1. For precise monitoring of the temperature and humidity in a terrarium.
2. Range from -5° to 120° Fahrenheit and 0 to 100% humidity.
3. Easy to mount due to rear sticker. Attach the thermometer/hygrometer midway between the basking area and the cool area of the habitat inside the enclosure.
4. **NOTE:** Do not mount in the direct vicinity of a heat or a humidification source.

SUBSTRATE CARPET INSTRUCTIONS

1. To clean, remove the carpet and wash thoroughly with warm, soapy water.
2. Rinse the carpet well and air dry.
3. Once dry, place the carpet back on the bottom of the terrarium.
4. Clean the carpet weekly as needed or if a foul odor persists.

MAINTENANCE INSTRUCTIONS

1. To clean the terrarium, only use a soft cloth or sponge and water to avoid any scratches or impact.
2. Slide to open the top metal mesh cover. The full screen top ventilation allows UVB and infrared penetration and is completely removable for easy access while decorating, cleaning and feeding.
3. The mechanical lock system for the top cover will help prevent escape.



4. Waterproof bottom.
5. The bottom plate of the terrarium is raised to mount a heating mat or other heating equipment.

OPERATING INSTRUCTIONS

1. Consider where you are going to place the terrarium. Keep it away from direct light areas with significant temperature fluctuations.
2. Place the terrarium on a flat surface strong enough to support its weight.
3. Put the cleaned substrate into the terrarium, and then set up your desired plants or ornaments.

SAFETY INSTRUCTIONS

1. This terrarium is not intended for use by persons (including children) with reduced physical, sensory, or mental capabilities, or lack of experience and knowledge, unless they have been given supervision or instruction concerning use of the terrarium by a person responsible for their safety.
2. Children should be supervised to ensure that they do not play with the terrarium.
3. Carefully move the terrarium to avoid causing any damage. Never try to move a full or partially full terrarium. Never lift a terrarium with wet hands.
4. Make sure the surface below the terrarium is flat so that uneven forces will not cause breakage.
5. The terrarium has a watertight base and is suitable to hold water. It is important to ensure that the terrarium rests on a strong and secure flat and level surface. Over time, uneven surfaces may warp the terrarium and cause the watertight seals to be broken or glass to crack.
6. Do not place the terrarium in wet locations, such as bathrooms or balconies.
7. To prevent scratches and impact when cleaning the terrarium, DO NOT use any organic solvent or hot water over 104°F (40°C).
8. Do not operate the terrarium if it is malfunctioning, dropped, or damaged in any manner.
9. Clean the glass on the terrarium regularly for a better view.

(Continued)

If you are not satisfied with this product, return it with your valid proof of purchase for a refund. Conditions apply. See store or PetSmart.com for details.

For more information about THRIVE products, please call 1-888-839-9638.

Dist. by/par: Pacific Coast Distributing, Inc.,
19601 N. 27th Ave., Phoenix, AZ USA 85027

Made in China.

SKU #5315233
Last revisions 08/17/21