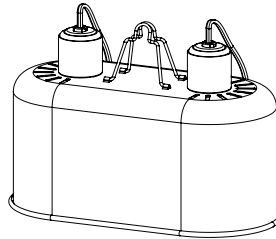


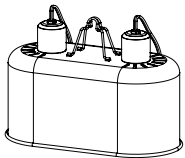


OPERATING INSTRUCTIONS Dual Dome Lamp Fixture

Model # DRL01H



COMPONENTS



A Dual dome lamp
(1 pc)
Part # 1



B Sort out string
(1 pc)
Part # 2



WARNING

This appliance has a polarized plug (one blade is wider than the other). To reduce the risk of electric shock, this plug is intended to fit into a polarized outlet only one way. If plug does not fit fully into the outlet, reverse the plug. If it still does not fit, contact a qualified electrician. Do not attempt to modify the plug in any way.

SAVE THESE INSTRUCTIONS

CAUTION:

- For household and indoor use only.
- DO NOT SUBMERSE.
- Hot Surface. Avoid contact when lamp is in use.
- DO NOT USE A BULB OR CERAMIC HEAT EMITTER OF MORE THAN 150 WATTS FOR DUAL DOME LAMP.

SPECIFICATIONS

This dual dome lamp fixture is designed for reptiles.


TECHNICAL DATA

1. Power: 120V 60Hz, 150W*2 (type R lamp)
2. Size: 11.22 IN L X 5.6 IN W X 9 IN H
(28.4 X14.2 X 23 cm)

INSTALLATION AND USE

1. Take the dual dome lamp fixture out from the package, check whether the power cord is in good condition, do not use the damaged power cords.
2. Ensure the appropriate bulb size is being used with dual dome lamp fixture before plugging into outlet. When fitting the bulb into the ceramic socket, align it with the socket and gently screw it on. Avoid excessive torque that may lead to bulb damage.
3. Installing dual dome lamp fixture:
 - Fix the metal clip into the lamp stand and adjust the suitable location.

At least 0.78 in (2cm)



4. After installed the dome lamp, merge its two cables. Then wrap the cables with sort out string. String can be cut into several sections to use.



5. After sorting, turn off the power switch and connect to a power supply.
6. Turn on the power switch for dual dome lamp to work.

SAFETY INSTRUCTIONS

1. The product is not waterproof so keep it from water, and do not immerse it in the water.
2. Do not pull, tangle, squeeze or trample the power cords, or hang heavy objects on power cords in case of any damage to the insulating layer or any fault such as short-circuit or poor contact.
3. Disconnect the power supply before putting the dual dome out of use, or moving the dual dome to avoid scalding or accident.
4. Check if the power cord is damaged. Do not use the cord if damaged.
5. In case of any smoke or other abnormalities, promptly unplug the power supply to avoid accident; contact the distributor or manufacturer for maintenance.
6. This product shall not be used by persons (including children) of reduced physical, sensory or mental capabilities, or short of experience of related knowledge unless they are supervised and instructed by the experienced adults to ensure their safety. Children shall be under close watch to ensure that they are not playing with the equipment.
7. All parts of this product are not intended for other uses.
8. This product is designed for indoor use only; do not install or store it in the open air, or use it at the temperature below 32°F(0°C) or above 86°F(30°C).
9. To avoid accidents, before replacing the bulb, disconnect the plug from the power outlet. If the bulb in normal working condition needs to be replaced, wait for at least 30 minutes to let the bulb completely cool down before replacing it.
10. In normal use, take measures to prevent people or animals from touching the bulb or any part of the product in case of burn.

If you are not satisfied with this product, return it with your valid proof of purchase for a refund. Conditions apply. See store or PetSmart.com for details.

For more information about THRIVE products, please call 1-888-839-9638.

Dist. by/par: Pacific Coast Distributing, Inc.,
19601 N. 27th Ave., Phoenix, AZ USA 85027

Made in China.

SKU #5315232
Last revisions 08/13/21

THR-19-329904