




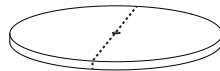
ASSEMBLY INSTRUCTIONS Whisker City Scratching Post

5305523

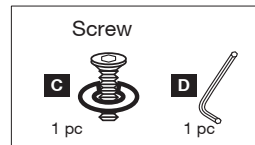
COMPONENTS



A
Scratching balls
1 pc




B
Bottom board
1 pc



C
Screw
1 pc

D
Allen key
1 pc



ADVICE FOR USE

Observe your pet's behavior with the product for suitability. Some items may be inappropriate for your pet. Remove and replace the item if it becomes damaged.


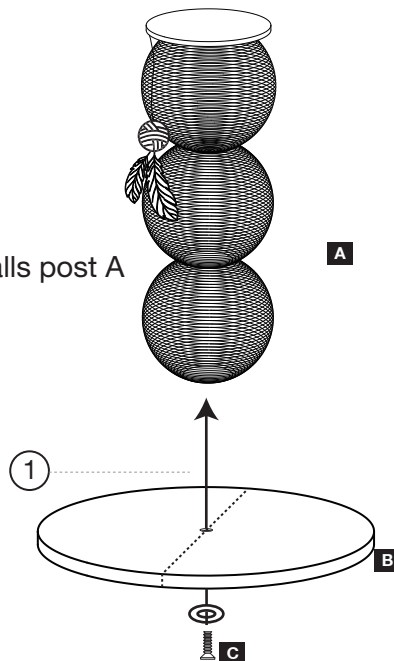
⚠ WARNING

Designed specifically for use by a cat. Always place furniture against a wall or two corner walls, on a flat and level floor surface, in a safe location in the home. Image does not reflect proper use.

Never climb, rock or tilt furniture, as this action could result in harm or injury to people and/or pets. Ingestion of this product can result in serious injury.

Assembly

Use screw C to connect scratching balls post A with bottom board B.



Complete !

☆ Dist. by/par: Pacific Coast Distributing, Inc., 19601 N. 27th Ave., Phoenix, AZ USA 85027

If you are not satisfied with this product, return it with your valid receipt to the place of purchase for a refund. For more information about Whisker City® products, please call 1-888-839-9638.