



ASSEMBLY INSTRUCTIONS:

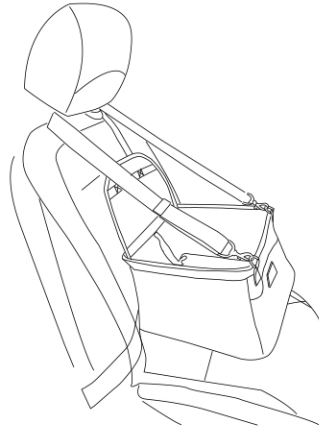
Vehicle Booster Seat

SKU - 5286935

UPC - 737257827707

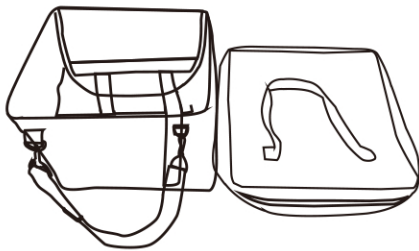
description - TP FRONT SEAT BOOSTER - GRY

PLEASE NOTE: Do not sit this booster seat on your vehicle's seat. When positioned correctly, this booster seat should hang evenly and be parallel to the floor.



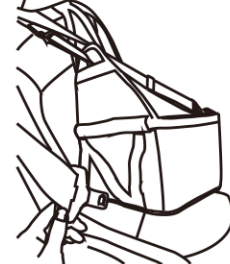
STEP 1

Open the booster seat and locate all the straps.



STEP 4

Thread the seatbelt through the back three straps to secure the booster to the back of the vehicle seat.



STEP 2

Fasten back strap buckle around the head rest.



STEP 5

Adjust the straps with sliders until booster seat hangs evenly, parallel to floor.



STEP 3

Place the longer strap around the head rest.



STEP 6

Attach your dog's harness to the booster's built-in tether.

