



**Kwikset**

# MONTARA™

Enjoy increased security and easy fit with the Montara handleset. 2 points of locking, on the deadbolt and the handleset, provide double the security. And the Easy Fit Technology allows for convenient installation, adjusting to fit the bottom hole in your door.



**2-Point Locking**  
for Increased Security

- 2-Point Locking for Increased Security
- New Easy Fit Technology for easy installation
- SmartKey® Re-Key Technology with BumpGuard™ Protection
- BHMA/ANSI Grade 1 Certified Security Deadbolt

 **SMARTKEY**  
RE-KEY TECHNOLOGY

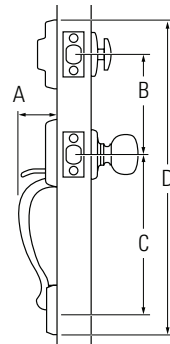
**Kwikset**

# MONTARA™

## Specifications:


<b>Door Prep</b>	Cross Bore 2 1/8". Edge Bore 1".
<b>Backset</b>	Adjustable to 2 3/8" or 2 3/4"
<b>Door Thickness</b>	1 3/4" standard
<b>Cylinder</b>	SmartKey®
<b>Faceplates</b>	1" x 2 1/4". Specify round corner, square corner or drive-in.
<b>Strikes</b>	2 1/4" full lip standard. Specify round corner, square corner. Other options available.
<b>Bolt</b>	1/2" throw.
<b>Door Handing</b>	Reversible for right or left-handed doors. Specify handing only on dummy and handleset interiors only.
<b>ANSI/BHMA</b>	Grade 1 Certified.

## Dimensions:



Design	A	B	C	D
Montara	2-19/32"	5-1/2"	9-1/8"	17-13/16"


## Finishes:



11P  
Venetian  
Bronze



15  
Satin  
Nickel

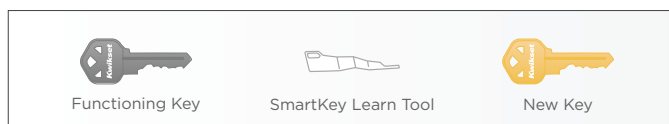


3  
Polished  
Brass



### RE-KEY IN 3 SIMPLE STEPS

- 1 Insert functioning key & turn 1/4 turn clockwise.
- 2 Insert & remove the SmartKey learn tool. Remove functioning key.
- 3 Insert new key & turn 1/2 turn counter-clockwise. Done. *Your lock is now re-keyed!*



**!** *You must have your functioning key & the learn tool for the system to work.*



PICK  
RESISTANT



DRILL  
RESISTANT



SAW  
RESISTANT



KICK-IN  
RESISTANT