

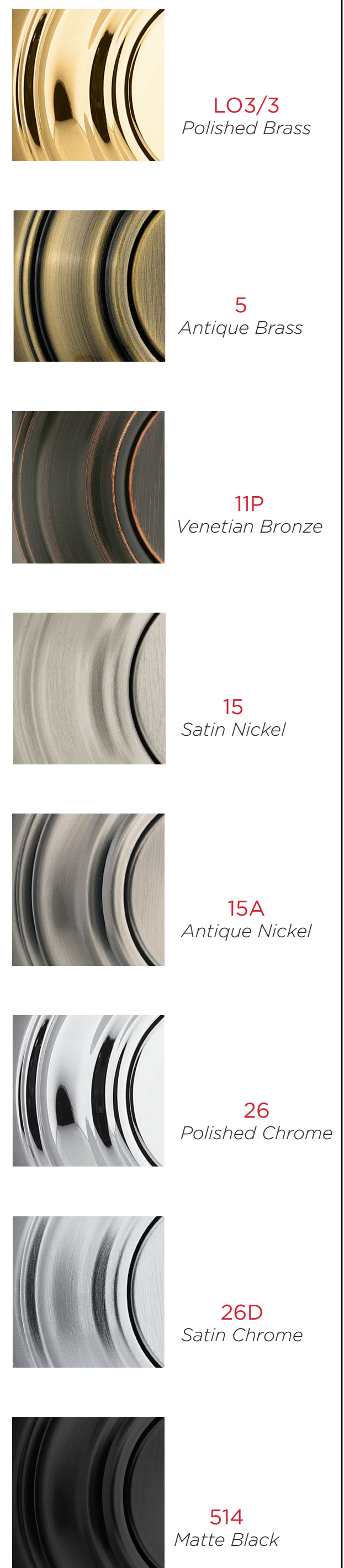
Signature Series

TRADITIONAL STYLES



CONTEMPORARY STYLES

FINISHES



Kwikset

WIFI

HOMECONNECT



BLUETOOTH




KEYLESS ENTRY



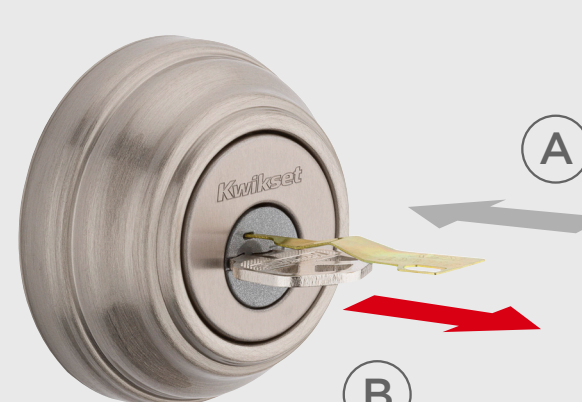
HOW SMARTKEY SECURITY WORKS



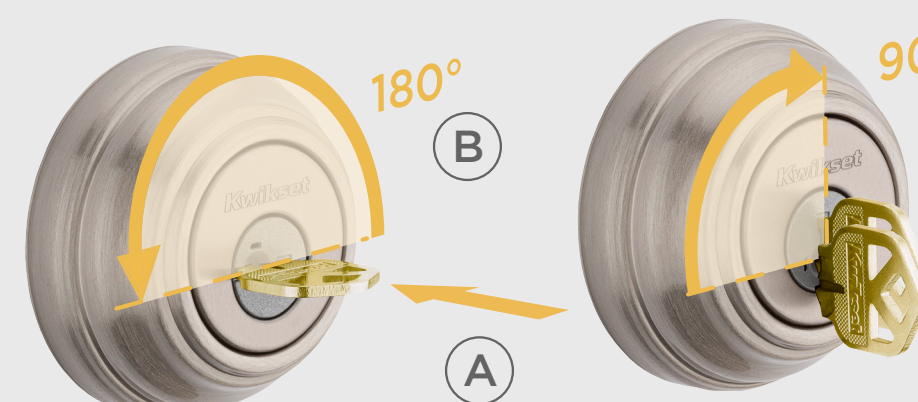
Make sure you have your current key and SmartKey tool



1 Insert the key that currently operates your lock, and rotate it 90° clockwise.



2 **A** Insert the SmartKey tool fully and firmly into the SmartKey hole.
B Remove the SmartKey tool and the current key.



3 **A** Fully insert your new key into the lock, and rotate it 180°.
B Rotate the new key 90° back to the starting position, and remove it. Your lock is now re-keyed to your new key, and your old key will no longer operate the lock.

#1 SELLING U.S. LOCK BRAND*

*Source: TraGline US quarterly brand unit share report, Q4 2006 through Q1 2021