



KEY CONTROL™ DEADBOLT

THE SMART ALTERNATIVE TO MASTER KEYING

Re-keying & managing a traditional master key system is labor intensive, time consuming & costly. With the first & only two cylinder Key Control Deadbolt, either cylinder can be re-keyed in seconds, without removing the lock from the door.

Key Control

- Two separate cylinders, Tenant & Property Manager, allows for more tenant key cuts than a traditional master key system
- New proprietary keyway adds security - the tenant key will never fit into the Property Manager Cylinder
- The Property Manager Cylinder is concealed when not in use to avoid tenant confusion

Increased Efficiency

- Re-key the lock without removing from the door
- Save time & money by re-keying yourself
- Maintain key control throughout tenant and employee turnover



Key Control Deadbolt
in Satin Nickel

Specifications

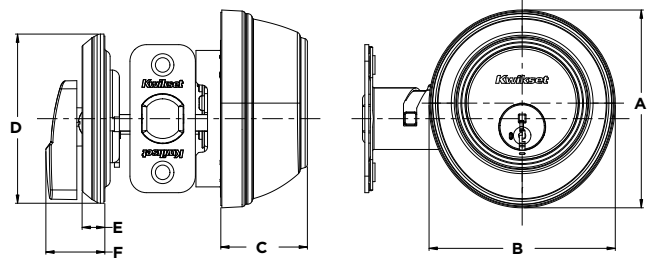
Door Prep	Cross Bore 2 1/8", 1" Edge Bore.
Door Thickness	1 3/4"
Cylinder	2 SmartKey Security™ cylinders: 1 standard Kwikset for users, 1 unique patented keyway for 1-Key Control
Faceplates	1" x 2 1/4" round corner
Strikes	1 1/8" x 2 3/4" round corner & 2 1/4" round corner full lip strike
Bolt	1" Throw
ANSI/BHMA	A156.36 Grade 2 Certified
UL	Meets UL 3 hour fire rating for UL Function. UL Ref# R10923
Door Handing	Reversible for right or left hand doors
ADA	N/A
Warranty	Lifetime Mechanical and Lifetime Finish

Functions



817 UL Key Control Deadbolt:
Deadbolt operated by key outside and thumb turn inside.

Dimensions

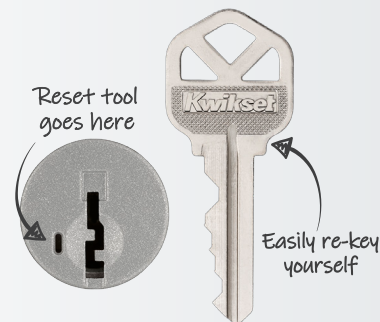


Design	A	B	C	D	E	F
Key Control Deadbolt	3"	2 13/16"	1 5/16"	2 9/16"	1 1/32"	29/32"



One Key For All Your Locks

Protects against advanced break-in techniques and allows you to re-key your lock yourself in seconds.



Finishes



Polished Brass **LO3/3**

Venetian Bronze **11P**

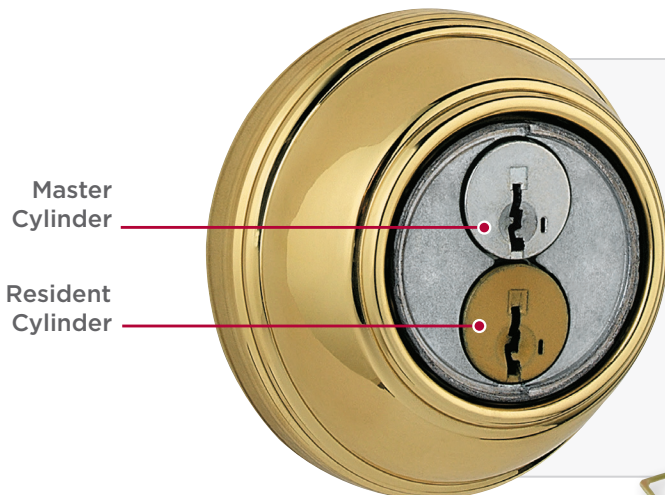
Satin Nickel **15**

Satin Chrome **26D**

Matte Black **514**

LIFETIME
WARRANTY

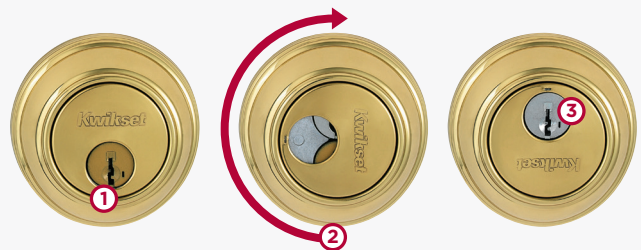
Perfect for multi-family dwellings, student housing, assisted living & rental properties.



Master Cylinder

Resident Cylinder

*Cylinder cap removed to show both cylinders



Easily access the Property Manager Cylinder: (1) Insert the SmartKey Tool into the slot at bottom of cylinder cover (2) Rotate cover clockwise to expose the Property Manager Cylinder. (3) Now you have access to the Property Manager Cylinder. Use tool to rotate counter-clockwise back to user's keyway when appropriate.



SmartKey Tool

Kwikset

19701 DaVinci, Lake Forest, CA 92610 • Kwikset.com • 1-800-327-LOCK

Copyright © 2024, ASSA ABLOY Americas Residential Inc. All rights reserved. Lake Forest, CA 92610 • 1851674-07/24