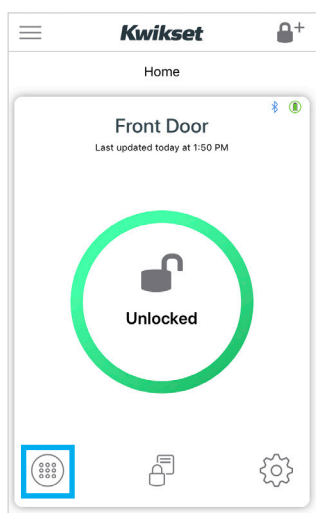
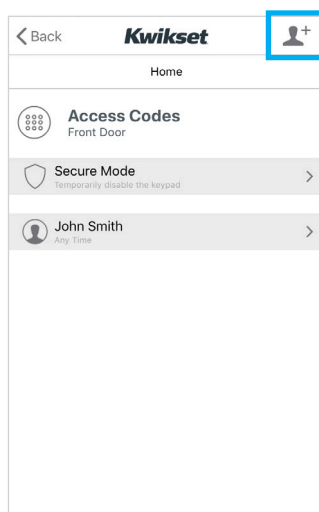


- 1 Go to the main app screen, then tap on  in the bottom left corner.



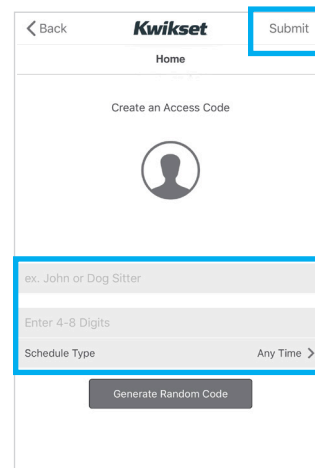
- 2 Tap on  in the upper right corner.



For **Aura locks**, you will need to be within Bluetooth range of the lock to access some features.

- 3 Enter a name for the first Access Code.

Enter an Access Code or tap "Generate Random Code," then tap "Submit."

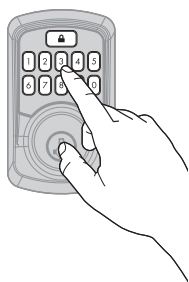


Access Code names must be 2 to 14 characters, and:

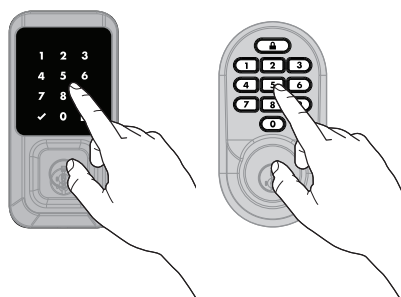
- Can include letters and numbers
- Cannot include special characters

- 4 Test the new code on the door to make sure that it works.

Aura:



Halo:



## Important Information About Access Codes

- Always test each new Access Code after creating it to make sure it works.
- For security reasons, the first 4 digits of each Access Code must be unique. For example, you are unable to program an Access Code **1-2-3-4-5**, as well as an Access Code **1-2-3-4-6**.
- A total of 250 Access Codes can be programmed.