


Name of the Company	: KENNAMETAL INDIA LIMITED
Scrp Code	: 508890
Name of the scrip, Class of Security	: KENNAMET. EQUITY
Quarter ended	: 30TH JUNE 2012

SHAREHOLDING PATTERN IN COMPLIANCE WITH CLAUSE 35 OF THE LISTING AGREEMENT AS ON 30TH JUNE 2012

1(a) Statement showing Shareholding Pattern


Partly paid-up shares :-	No of partly paid-up shares	As a % of total no. of partly paid-up shares	As a % of total no. of shares of the Company
Held by promoter/promoter group	-	-	-
Held by Public	-	-	-
Total (D)	-	-	-
Outstanding convertible securities :-	No of outstanding securities	As a % of total no. of outstanding convertible securities	As a % of total no. of shares of the company, assuming full conversion of the convertible securities
Held by promoter/promoter group	-	-	-
Held by Public	-	-	-
Total (E)	-	-	-
Warrants :-	No of warrants	As a % of total no. of warrants	As a % of total no. of shares of the Company, assuming full conversion of warrants
Held by promoter/promoter group	-	-	-
Held by Public	-	-	-
Total (F)	-	-	-
Total paid-up capital of the company, assuming full conversion of warrants and convertible securities (A+B+C)+(D+E+F)	21,978,240	-	100.00



Category Code	Category of Shareholder	Total Number of shareholders	Total Number of shares	Number of shares held in dematerialized form	Total Shareholding as a percentage of total number of shares		Shares pledged or otherwise encumbered	
					As a percentage of (A+B1)	As a percentage of (A+B+C)	As a percentage of Number of shares	As a percentage of (A+B+C)
(A)	Shareholding of Promoter and Promoter Group <sup>21</sup>							
(1)	Indian							
(a)	Individuals/ Hindu Undivided Family	-	-	-	-	-	-	-
(b)	Central Government/ State Government(s)	-	-	-	-	-	-	-
(c)	Bodies Corporate	-	-	-	-	-	-	-
(d)	Financial Institutions/ Banks	-	-	-	-	-	-	-
(e)	Any Other (Specify)	-	-	-	-	-	-	-
	Sub-Total (A1)	0	0	0	0.00	0.00	0.00	-
(2)	Foreign							
(a)	Individuals (Non-Resident Individuals/ Foreign Individuals)	-	-	-	-	-	-	-
(b)	Bodies Corporate	2	19,376,013	19,376,013	88.16	88.16	-	-
(c)	Institutions	-	-	-	-	-	-	-
(d)	Qualified Foreign Investor	-	-	-	-	-	-	-
(e)	Any Other (Specify)	-	-	-	-	-	-	-
	Sub-Total (A2)	2	19,376,013	19,376,013	88.16	88.16	-	-
	Total Shareholding of Promoter and Promoter Group (A1+A2)	2	19,376,013	19,376,013	88.16	88.16	-	0.00
(B)	Public Shareholding <sup>23</sup>							
(1)	Institutions							
(a)	Mutual Funds/ UTI	2	206,274	206,274	0.94	0.94	-	-
(b)	Financial Institutions/ Banks	3	1,040	180	0.00	0.00	-	-
(c)	Central Government/ State Government(s)	-	-	-	0.00	0.00	-	-
(d)	Venture Capital Funds	-	-	-	-	-	-	-
(e)	Insurance Companies	-	-	-	0.00	0.00	-	-
(f)	Foreign Institutional Investors	2	134,811	134,811	0.61	0.61	-	-
(g)	Foreign Venture Capital Investors	-	-	-	-	-	-	-
(h)	Qualified Foreign Investor	-	-	-	-	-	-	-
(i)	Any Other (Specify)	-	-	-	-	-	-	-
	Sub-Total (B1)	7	342,125	341,265	1.56	1.56	-	-
(2)	Non-institutions							
(a)	Bodies Corporate	201	184,284	181,924	0.84	0.84	-	-
(b)	Individuals -							
i.	Individual shareholders holding nominal share capital up to Rs. 1 lakh.	5,609	1,526,085	1,281,154	6.94	6.94	-	-
ii.	Individual shareholders holding nominal share capital in excess of Rs. 1 lakh.	27	480,552	404,512	2.19	2.19	-	-
(c)	Qualified Foreign Investor	-	-	-	-	-	-	-
(d)	Any Other (Specify)	-	-	-	-	-	-	-
	NRI	89	54,390	54,240	0.25	0.25	-	-
	Cleaning Member	67	14,791	14,791	0.07	0.07	-	-
	Sub-Total (B2)	5,993	2,260,102	1,916,621	10.28	10.28	-	-
	Total Public Shareholding (B1+B2)	6,000	2,602,227	2,257,886	11.84	11.84	-	-
	TOTAL (A+B)	6,002	21,578,240	21,633,899	100.00	100.00	0.00	0.00
(c)	Shares held by Custodians and against which Depository Receipts have been Issued							
1	Promoter and Promoter Group	-	-	-	-	-	-	-
2	Public	-	-	-	-	-	-	-
	GRAND TOTAL (A+B+C)	6,002	21,578,240	21,633,899	100.00	100.00	0.00	0.00

NOT APPLICABLE

NOT APPLICABLE



(l) (b) Statement showing holding of securities (including shares, warrants, convertible securities) of persons belonging to the category "Promoter and Promoter Group"

Sr. No.	Name of the shareholder	Details of Shares held		Encumbered shares (*)			Details of warrants		Details of convertible securities		Total shares (including underlying shares assuming full conversion of warrants and convertible securities) as a % of diluted share capital
		No. of Shares held	As a % of grand total (A)+(B)+(C)	No.	As a percentage	As a % of grand total (A)+(B)+(C) of sub-clause (l)(a)	Number of warrants held	As a % total number of warrants of the same class	Number of convertible securities held	As a % total number of convertible securities of the same class	
(I)	(II)	(III)	(IV)	(V)	(VI)=(V)/(III)*100	(VII)	(VIII)	(IX)	(X)	(XI)	(XII)
1	Kennametal Inc	8,167,173	37.16	0	0.00	0.00	-	-	-	-	-
2	Meturit Ag.	11,208,840	51.00	0	0.00	0.00	-	-	-	-	-
	<b>Total</b>	<b>19376013</b>	<b>88.16</b>	<b>0</b>	<b>0.00</b>	<b>0.00</b>	<b>0</b>	<b>0.00</b>	<b>0</b>	<b>0.00</b>	<b>0.00</b>




2

(I)(c) (i) Statement showing holding of securities (including shares, warrants, convertible securities) of persons belonging to the category "Public" and holding more than 1% of the total number of shares

Sr. No.	Name of the shareholder	Number of shares held	Shares as a percentage of total number of shares (i.e., Grand Total (A)+(B)+(C) indicated in Statement at para (I)(a) above)	Details of warrants		Details of convertible securities		Total shares (including underlying shares assuming full conversion of warrants and convertible securities) as a % of diluted share capital
				Number of warrants held	As a % total number of warrants of the same class	Number of convertible securities held	% w.e.t total number of convertible securities of the same class	
	NIL	-	0.00	-	-	-	-	-
	Total	-	-	-	-	-	-	-

(I)(c) (ii) Statement showing holding of securities (including shares, warrants, convertible securities) of persons (together with PAC) belonging to the category "Public" and holding more than 5% of the total number of shares of the company

Sr. No.	Name(s) of the shareholder(s) and the Persons Acting in Concert (PAC) with them	Number of shares	Shares as a percentage of total number of shares (i.e., Grand Total (A)+(B)+(C) indicated in Statement at para (I)(a) above)	Details of warrants		Details of convertible securities		Total shares (including underlying shares assuming full conversion of warrants and convertible securities) as a % of diluted share capital
				Number of warrants	As a % total number of warrants of the same class	Number of convertible securities held	% w.e.t total number of convertible securities of the same class	
	NIL	-	-	-	-	-	-	-
	Total	-	-	-	-	-	-	-





(i)(c) Statement showing details of locked-in shares

Sr. No.	Name of the shareholder	Category of Shareholder (Promoters /Public)	Number of locked-in shares	Locked-in shares as a percentage of total number of shares (i.e., Grand Total (A)+(B)+(C) indicated in Statement at para (i)(a) above)
	NIL			

(ii)(a) Statement showing details of Depository Receipts (DRs)

Sr. No.	Type of outstanding DR (ADRs, GDRs, SDRs, etc.)	Number of outstanding DRs	Number of underlying outstanding DRs	Shares underlying outstanding DRs as a percentage of total number of shares (i.e., Grand Total (A)+(B)+(C) indicated in Statement at para (i)(a) above)
	NIL	NIL	NIL	NIL

(ii)(b) Statement showing Holding of Depository Receipts (DRs), where underlying shares held by promoter / promoter group are in excess of 1% of the total number of shares.

Sr. No.	Name of the DR Holder	Type of outstanding DR (ADRs, GDRs, SDRs, etc.)	Number of underlying outstanding DRs	Number of shares underlying outstanding DRs as a percentage of total number of shares (i.e., Grand Total (A)+(B)+(C) indicated in Statement at para (i)(a) above)
	NIL	NIL	NIL	NIL

