

O C C A S I O N A L
T A B L E S



7% commodity and
freight surcharge
in effect as of
November 15, 2021

2 0 2 1



Mailing Address: HBF PO Box 8 Hickory NC 28603-0008	Shipping Address: HBF 900 - 12th Street Drive NW Hickory NC 28601-4763	Contact: Phone: 1.855.HBF.2020 828.328.2064 Fax: 828.485.2690 Info: hbfservice@hbf.com www.hbf.com	Order Processing: Phone: 1.855.HBF.2020 828.328.2064 Fax: 828.485.2690 hbforders@hbf.com
--	---	--	---

GENERAL INFORMATION	PAGE
ANSI/BIFMA e3-2014e Furniture Sustainability.....	2
High Performance Products.....	2
Product Materials Options.....	3
SCS Indoor Advantage™ Gold Certified.....	2
Veneers and Finishes.....	2

OCCASIONAL TABLES	
Ami.....	10
Asa.....	22
Carousel.....	23
Double Take.....	25
Frame.....	28
Harmoni.....	34
Lens.....	36
Link.....	38
LOGICmeet.....	40
Meki.....	42
Nest.....	69
November.....	76
Oval Egg.....	80
Parker.....	97
Slice.....	102
Trestle.....	106
Triscape.....	108
Universal.....	110



ANSI/BIFMA e3-2014e Furniture Sustainability Standard and LEVEL® Certification

A majority of HBF's products have met the necessary qualifications to achieve LEVEL® certification. LEVEL® is the multi-attribute sustainability certification based on the ANSI/BIFMA e3 Furniture Sustainability Standard.

The standard and certification were created to deliver the most open and transparent means of evaluating and communicating the environmental and social impacts of furniture products in the built environment. Taking into account a company's social actions, energy usage, material selection and human and ecosystem health impacts, LEVEL® addresses how a product is sustainable from multiple perspectives. The organization, facilities, and products are audited on an annual basis to ensure ongoing compliance and improvement.

With LEVEL®, customers can make informed choices about sustainable commercial office furniture. The LEVEL® mark identifies that a product has been vetted by an independent third party certifier and its numeric marking of 1, 2, or 3 indicates the threshold of certification the product has achieved. A majority of HBF's seating, occasional tables, and conference lines are LEVEL® certified. Please download the certificates from our product pages for the complete details. For more information about the ANSI/BIFMA LEVEL® standard, visit www.levelcertified.org.

SCS Indoor Advantage™

HBF occasional table products are SCS Indoor Advantage™ Gold Certified.

SCS Global Services (SCS), a reputable third-party certification and assessment body of environmental, sustainability and safety claims since 1984, has developed internationally recognized standards and certification programs to assist businesses with improving their environmental efforts, social accountability and product performance.

HBF High Performance Products

HBF and HBF Textiles have long been leaders in contract furnishings and known for industry-leading product design coupled with the highest quality construction, comfort and aesthetic beauty.

Now these same principles are the cornerstones of HBF Healthcare high performance products. We have consulted with healthcare designers and clients to provide products and options for interiors that will provide quality sustainable design solutions for the future. These effective solutions will address the unique interactions required by any high-use facility. Visit www.hbf.com for additional high performance product information.

Occasional Table Product High Performance Options:

- Coffee, End and Console Tables
- Acrylic Solid Surface Tops
- Laminate Tops
- Durable Wood Finishes
- Metal Legs
- Surfaces for High Use Areas

Veneer and Finishes

Wood owes its inherent beauty to variations in color, grain, and texture; therefore, these variations are not considered defects. Due to the natural color and grain variances of wood the final finish color, texture and grain may vary from one furniture piece to another even though they are finished at the same time. Exposure to light and the aging process will cause changes in surface color of natural wood products. Light finishes on wood products do not mask the natural characteristics of wood. HBF does not guarantee the exact matching of grain, pattern and color.

An upcharge of **5% Net** per unit for occasional tables, with a minimum upcharge of **\$500 Net** per order, will apply for any custom wood finish.

Refer to the following page for product material options.



ASH: (AH) FINISHES




AH310
Smoke Opaque




AH400
Clear



AH402
Black Opaque




AH403
Grey Opaque




AH404
Warm White Opaque




AH405
Mist Opaque



AH406
Denim Opaque




AH407
Pewter Opaque




AH408
Peppercorn Opaque




AH901
Amber




AH902
Designer White Opaque



AH911
Warm Brick



AH929
Nutmeg



AH937
Bark



AH984
Dark Roast



AH993
Sumatra


Screen images are intended as a guide only and should not be regarded as absolutely correct.
For exact color/texture, please visit www.hbf.com to request an actual sample.



OAK: (RK) FINISHES



RK310
Smoke Opaque



RK400
Clear



RK402
Black Opaque



RK403
Grey Opaque



RK404
Warm White Opaque



RK405
Mist Opaque




RK406
Denim Opaque




RK407
Pewter Opaque



RK408
Peppercorn Opaque




RK901
Amber



RK902
Designer White Opaque



RK911
Warm Brick




RK929
Nutmeg



RK937
Bark



RK984
Dark Roast



RK993
Sumatra


Screen images are intended as a guide only and should not be regarded as absolutely correct.
For exact color/texture, please visit www.hbf.com to request an actual sample.



WALNUT: (NT) FINISHES



NT310
Smoke Opaque



NT400
Clear



NT402
Black Opaque




NT403
Grey Opaque



NT404
Warm White Opaque




NT405
Mist Opaque



NT406
Denim Opaque



NT407
Pewter Opaque




NT408
Peppercorn Opaque




NT902
Designer White Opaque




NT911
Warm Brick




NT929
Nutmeg



NT937
Bark



NT984
Dark Roast



NT993
Sumatra


Screen images are intended as a guide only and should not be regarded as absolutely correct.
For exact color/texture, please visit www.hbf.com to request an actual sample.




MAPLE: (NE) *Note: Only available on the following collections: Lens*




NE215
Medium Brown Cherry




NE331
Dark Rift Oak




NE615
Coffee Walnut



NE629
Nutmeg Walnut



NE637
Charcoal Grey



NE684
Dark Roast Walnut




NE693
Sumatra Walnut


Screen images are intended as a guide only and should not be regarded as absolutely correct.
For exact color/texture, please visit www.hbf.com to request an actual sample.




WOOD LAMINATES: (PL) *Note: Available on selected products*




PLBW
Beigewood




PL701
Bourbon Cherry




PL7935
Shaker Cherry




PL7943
Columbian Walnut



PL7964
Skyline Walnut



PL7965
Walnut Heights




PLWP110
Looks Likatre


SOLID LAMINATES:



PLSW803
Eggshell White



PLSW806
Carnation White




PLWH
Designer White


Screen images are intended as a guide only and should not be regarded as absolutely correct.
For exact color/texture, please visit www.hbf.com to request an actual sample.




POWDER COATS:



BL
Black



LG
Light Grey



SP
Satin Pewter



WI
White

METALS:



BSS
Brushed Stainless



PAL
Polished Aluminum




POL
Polished Chrome




PSS
Polished Stainless

SOLID SURFACE: (STANDARD)



SAW
Alabaster White

SOLID SURFACE: (PREMIUM)



SDW1
Designer White

Screen images are intended as a guide only and should not be regarded as absolutely correct.
For exact color/texture, please visit www.hbf.com to request an actual sample.



QUARTZ:



EQCU1
Cumulus



EQST1
Storm Grey

GLASS:



GBL1
Black



GBZ
Bronze



GCG1
Cool Grey



GCL
Clear



GWG1
Warm Grey



GW11
White

Screen images are intended as a guide only and should not be regarded as absolutely correct.
For exact color/texture, please visit www.hbf.com to request an actual sample.



Ami Occasional Table Series Specifications

Height 16" & 20" Coffee Table

Shape Round

Wood Solid Ash

Power Available



*Ami Power Detail - Closed
HVA81901-114*



*powerSpin Detail - Leather Cover
HVA81902-114*



Ami Power Detail - Open



*powerSpin Detail - Wood Cover
HVA81901-114*

*Spins up 180° in center of table
Power on round tables has one center
power hub with four units, each with
one standard plug and two USB ports.
Finish shown: AH984 Dark Roast*

*powerSpin Unit has a cord length of
6' (72"), and after managed down one leg,
approximately 3' (36") of cord to reach a
wall or floor outlet.*



Ami Coffee Table



<i>Style Number</i>	<i>Top Description</i>	<i>List Price</i>	<i>OH</i>	<i>Diameter</i>	<i>Shipping Weight</i>	<i>Cube</i>
HTB61701R-2036	wood	3,215	20	36		

Ash | Round Top

PLEASE SPECIFY THE FOLLOWING TO ORDER:

MODEL NUMBER	SPECIES & FINISH																
	Options for wood finishes: AH = Ash																
	<table border="0"> <tr> <td>310 = Smoke Opaque</td> <td>408 = Peppercorn Opaque</td> </tr> <tr> <td>400 = Clear</td> <td>901 = Amber</td> </tr> <tr> <td>402 = Black Opaque</td> <td>902 = Designer White Opaque</td> </tr> <tr> <td>403 = Grey Opaque</td> <td>911 = Warm Brick</td> </tr> <tr> <td>404 = Warm White Opaque</td> <td>929 = Nutmeg</td> </tr> <tr> <td>405 = Mist Opaque</td> <td>937 = Bark</td> </tr> <tr> <td>406 = Denim Opaque</td> <td>984 = Dark Roast</td> </tr> <tr> <td>407 = Pewter Opaque</td> <td>993 = Sumatra</td> </tr> </table>	310 = Smoke Opaque	408 = Peppercorn Opaque	400 = Clear	901 = Amber	402 = Black Opaque	902 = Designer White Opaque	403 = Grey Opaque	911 = Warm Brick	404 = Warm White Opaque	929 = Nutmeg	405 = Mist Opaque	937 = Bark	406 = Denim Opaque	984 = Dark Roast	407 = Pewter Opaque	993 = Sumatra
310 = Smoke Opaque	408 = Peppercorn Opaque																
400 = Clear	901 = Amber																
402 = Black Opaque	902 = Designer White Opaque																
403 = Grey Opaque	911 = Warm Brick																
404 = Warm White Opaque	929 = Nutmeg																
405 = Mist Opaque	937 = Bark																
406 = Denim Opaque	984 = Dark Roast																
407 = Pewter Opaque	993 = Sumatra																

HTB61701R-2036.Finish Example: HTB61701R-2036.AH310



Ami Coffee Table



<i>Style Number</i>	<i>Top Description</i>	<i>List Price</i>	<i>OH</i>	<i>Diameter</i>	<i>Shipping Weight</i>	<i>Cube</i>
HTB61701R-2042	wood	4,420	20	42		

Ash | Round Top


PLEASE SPECIFY THE FOLLOWING TO ORDER:

MODEL NUMBER	SPECIES & FINISH																
	Options for wood finishes: AH = Ash																
	<table border="0"> <tr> <td>310 = Smoke Opaque</td> <td>408 = Peppercorn Opaque</td> </tr> <tr> <td>400 = Clear</td> <td>901 = Amber</td> </tr> <tr> <td>402 = Black Opaque</td> <td>902 = Designer White Opaque</td> </tr> <tr> <td>403 = Grey Opaque</td> <td>911 = Warm Brick</td> </tr> <tr> <td>404 = Warm White Opaque</td> <td>929 = Nutmeg</td> </tr> <tr> <td>405 = Mist Opaque</td> <td>937 = Bark</td> </tr> <tr> <td>406 = Denim Opaque</td> <td>984 = Dark Roast</td> </tr> <tr> <td>407 = Pewter Opaque</td> <td>993 = Sumatra</td> </tr> </table>	310 = Smoke Opaque	408 = Peppercorn Opaque	400 = Clear	901 = Amber	402 = Black Opaque	902 = Designer White Opaque	403 = Grey Opaque	911 = Warm Brick	404 = Warm White Opaque	929 = Nutmeg	405 = Mist Opaque	937 = Bark	406 = Denim Opaque	984 = Dark Roast	407 = Pewter Opaque	993 = Sumatra
310 = Smoke Opaque	408 = Peppercorn Opaque																
400 = Clear	901 = Amber																
402 = Black Opaque	902 = Designer White Opaque																
403 = Grey Opaque	911 = Warm Brick																
404 = Warm White Opaque	929 = Nutmeg																
405 = Mist Opaque	937 = Bark																
406 = Denim Opaque	984 = Dark Roast																
407 = Pewter Opaque	993 = Sumatra																

HTB61701R-2042.Finish Example: HTB61701R-2042.AH310



Ami Coffee Table



<i>Style Number</i>	<i>Top Description</i>	<i>List Price</i>	<i>OH</i>	<i>Diameter</i>	<i>Shipping Weight</i>	<i>Cube</i>
HTB61901R-1648	wood	4,980	16	48		

Ash | Round Top


PLEASE SPECIFY THE FOLLOWING TO ORDER:

MODEL NUMBER	SPECIES & FINISH																
	Options for wood finishes: AH = Ash																
	<table border="0"> <tr> <td>310 = Smoke Opaque</td> <td>408 = Peppercorn Opaque</td> </tr> <tr> <td>400 = Clear</td> <td>901 = Amber</td> </tr> <tr> <td>402 = Black Opaque</td> <td>902 = Designer White Opaque</td> </tr> <tr> <td>403 = Grey Opaque</td> <td>911 = Warm Brick</td> </tr> <tr> <td>404 = Warm White Opaque</td> <td>929 = Nutmeg</td> </tr> <tr> <td>405 = Mist Opaque</td> <td>937 = Bark</td> </tr> <tr> <td>406 = Denim Opaque</td> <td>984 = Dark Roast</td> </tr> <tr> <td>407 = Pewter Opaque</td> <td>993 = Sumatra</td> </tr> </table>	310 = Smoke Opaque	408 = Peppercorn Opaque	400 = Clear	901 = Amber	402 = Black Opaque	902 = Designer White Opaque	403 = Grey Opaque	911 = Warm Brick	404 = Warm White Opaque	929 = Nutmeg	405 = Mist Opaque	937 = Bark	406 = Denim Opaque	984 = Dark Roast	407 = Pewter Opaque	993 = Sumatra
310 = Smoke Opaque	408 = Peppercorn Opaque																
400 = Clear	901 = Amber																
402 = Black Opaque	902 = Designer White Opaque																
403 = Grey Opaque	911 = Warm Brick																
404 = Warm White Opaque	929 = Nutmeg																
405 = Mist Opaque	937 = Bark																
406 = Denim Opaque	984 = Dark Roast																
407 = Pewter Opaque	993 = Sumatra																

HTB61901R-1648.Finish Example: HTB61901R-1648.AH310



Ami Coffee Table



<i>Style Number</i>	<i>Top Description</i>	<i>List Price</i>	<i>OH</i>	<i>Diameter</i>	<i>Shipping Weight</i>	<i>Cube</i>
HTB61901R-1654	wood	6,185	16	54		

Ash | Round Top


PLEASE SPECIFY THE FOLLOWING TO ORDER:

MODEL NUMBER	SPECIES & FINISH																
	Options for wood finishes: AH = Ash																
	<table border="0"> <tr> <td>310 = Smoke Opaque</td> <td>408 = Peppercorn Opaque</td> </tr> <tr> <td>400 = Clear</td> <td>901 = Amber</td> </tr> <tr> <td>402 = Black Opaque</td> <td>902 = Designer White Opaque</td> </tr> <tr> <td>403 = Grey Opaque</td> <td>911 = Warm Brick</td> </tr> <tr> <td>404 = Warm White Opaque</td> <td>929 = Nutmeg</td> </tr> <tr> <td>405 = Mist Opaque</td> <td>937 = Bark</td> </tr> <tr> <td>406 = Denim Opaque</td> <td>984 = Dark Roast</td> </tr> <tr> <td>407 = Pewter Opaque</td> <td>993 = Sumatra</td> </tr> </table>	310 = Smoke Opaque	408 = Peppercorn Opaque	400 = Clear	901 = Amber	402 = Black Opaque	902 = Designer White Opaque	403 = Grey Opaque	911 = Warm Brick	404 = Warm White Opaque	929 = Nutmeg	405 = Mist Opaque	937 = Bark	406 = Denim Opaque	984 = Dark Roast	407 = Pewter Opaque	993 = Sumatra
310 = Smoke Opaque	408 = Peppercorn Opaque																
400 = Clear	901 = Amber																
402 = Black Opaque	902 = Designer White Opaque																
403 = Grey Opaque	911 = Warm Brick																
404 = Warm White Opaque	929 = Nutmeg																
405 = Mist Opaque	937 = Bark																
406 = Denim Opaque	984 = Dark Roast																
407 = Pewter Opaque	993 = Sumatra																

HTB61901R-1654.Finish Example: HTB61901R-1654.AH310



Ami Coffee Table



<i>Style Number</i>	<i>Top Description</i>	<i>List Price</i>	<i>OH</i>	<i>Diameter</i>	<i>Shipping Weight</i>	<i>Cube</i>
HTB61901R-1660	wood	7,390	16	60		

Ash | Round Top


PLEASE SPECIFY THE FOLLOWING TO ORDER:

MODEL NUMBER	SPECIES & FINISH																
	Options for wood finishes: AH = Ash																
	<table border="0"> <tr> <td>310 = Smoke Opaque</td> <td>408 = Peppercorn Opaque</td> </tr> <tr> <td>400 = Clear</td> <td>901 = Amber</td> </tr> <tr> <td>402 = Black Opaque</td> <td>902 = Designer White Opaque</td> </tr> <tr> <td>403 = Grey Opaque</td> <td>911 = Warm Brick</td> </tr> <tr> <td>404 = Warm White Opaque</td> <td>929 = Nutmeg</td> </tr> <tr> <td>405 = Mist Opaque</td> <td>937 = Bark</td> </tr> <tr> <td>406 = Denim Opaque</td> <td>984 = Dark Roast</td> </tr> <tr> <td>407 = Pewter Opaque</td> <td>993 = Sumatra</td> </tr> </table>	310 = Smoke Opaque	408 = Peppercorn Opaque	400 = Clear	901 = Amber	402 = Black Opaque	902 = Designer White Opaque	403 = Grey Opaque	911 = Warm Brick	404 = Warm White Opaque	929 = Nutmeg	405 = Mist Opaque	937 = Bark	406 = Denim Opaque	984 = Dark Roast	407 = Pewter Opaque	993 = Sumatra
310 = Smoke Opaque	408 = Peppercorn Opaque																
400 = Clear	901 = Amber																
402 = Black Opaque	902 = Designer White Opaque																
403 = Grey Opaque	911 = Warm Brick																
404 = Warm White Opaque	929 = Nutmeg																
405 = Mist Opaque	937 = Bark																
406 = Denim Opaque	984 = Dark Roast																
407 = Pewter Opaque	993 = Sumatra																

HTB61901R-1660.Finish Example: HTB61901R-1660.AH310



Ami Coffee Table



<i>Style Number</i>	<i>Top Description</i>	<i>List Price</i>	<i>OH</i>	<i>Diameter</i>	<i>Shipping Weight</i>	<i>Cube</i>
HTB61901R-1672	wood	9,800	16	72		

Ash | Round Top

PLEASE SPECIFY THE FOLLOWING TO ORDER:

MODEL NUMBER	SPECIES & FINISH																
	Options for wood finishes: AH = Ash																
	<table border="0"> <tr> <td>310 = Smoke Opaque</td> <td>408 = Peppercorn Opaque</td> </tr> <tr> <td>400 = Clear</td> <td>901 = Amber</td> </tr> <tr> <td>402 = Black Opaque</td> <td>902 = Designer White Opaque</td> </tr> <tr> <td>403 = Grey Opaque</td> <td>911 = Warm Brick</td> </tr> <tr> <td>404 = Warm White Opaque</td> <td>929 = Nutmeg</td> </tr> <tr> <td>405 = Mist Opaque</td> <td>937 = Bark</td> </tr> <tr> <td>406 = Denim Opaque</td> <td>984 = Dark Roast</td> </tr> <tr> <td>407 = Pewter Opaque</td> <td>993 = Sumatra</td> </tr> </table>	310 = Smoke Opaque	408 = Peppercorn Opaque	400 = Clear	901 = Amber	402 = Black Opaque	902 = Designer White Opaque	403 = Grey Opaque	911 = Warm Brick	404 = Warm White Opaque	929 = Nutmeg	405 = Mist Opaque	937 = Bark	406 = Denim Opaque	984 = Dark Roast	407 = Pewter Opaque	993 = Sumatra
310 = Smoke Opaque	408 = Peppercorn Opaque																
400 = Clear	901 = Amber																
402 = Black Opaque	902 = Designer White Opaque																
403 = Grey Opaque	911 = Warm Brick																
404 = Warm White Opaque	929 = Nutmeg																
405 = Mist Opaque	937 = Bark																
406 = Denim Opaque	984 = Dark Roast																
407 = Pewter Opaque	993 = Sumatra																

HTB61901R-1672.Finish Example: HTB61901R-1672.AH310



Ami Coffee Table



<i>Style Number</i>	<i>Top Description</i>	<i>List Price</i>	<i>OH</i>	<i>Diameter</i>	<i>Shipping Weight</i>	<i>Cube</i>
HTB61902R-1654	wood	6,450	16	54		

Note: Power must be ordered separately. (see pages 20-21 for power options.)

Ash | Round Top | Power Capability

PLEASE SPECIFY THE FOLLOWING TO ORDER:

<p>MODEL NUMBER</p>	<p>SPECIES & FINISH</p> <p>Options for wood finishes: AH = Ash</p> <table border="0"> <tr> <td>310 = Smoke Opaque</td> <td>408 = Peppercorn Opaque</td> </tr> <tr> <td>400 = Clear</td> <td>901 = Amber</td> </tr> <tr> <td>402 = Black Opaque</td> <td>902 = Designer White Opaque</td> </tr> <tr> <td>403 = Grey Opaque</td> <td>911 = Warm Brick</td> </tr> <tr> <td>404 = Warm White Opaque</td> <td>929 = Nutmeg</td> </tr> <tr> <td>405 = Mist Opaque</td> <td>937 = Bark</td> </tr> <tr> <td>406 = Denim Opaque</td> <td>984 = Dark Roast</td> </tr> <tr> <td>407 = Pewter Opaque</td> <td>993 = Sumatra</td> </tr> </table>	310 = Smoke Opaque	408 = Peppercorn Opaque	400 = Clear	901 = Amber	402 = Black Opaque	902 = Designer White Opaque	403 = Grey Opaque	911 = Warm Brick	404 = Warm White Opaque	929 = Nutmeg	405 = Mist Opaque	937 = Bark	406 = Denim Opaque	984 = Dark Roast	407 = Pewter Opaque	993 = Sumatra
310 = Smoke Opaque	408 = Peppercorn Opaque																
400 = Clear	901 = Amber																
402 = Black Opaque	902 = Designer White Opaque																
403 = Grey Opaque	911 = Warm Brick																
404 = Warm White Opaque	929 = Nutmeg																
405 = Mist Opaque	937 = Bark																
406 = Denim Opaque	984 = Dark Roast																
407 = Pewter Opaque	993 = Sumatra																

HTB61902R-1654.Finish Example: HTB61902R-1654.AH310



Ami Coffee Table



Style Number	Top Description	List Price	OH	Diameter	Shipping Weight	Cube
HTB61902R-1660	wood	7,660	16	60		

Note: Power must be ordered separately. (see pages 20-21 for power options.)

Ash | Round Top | Power Capability

PLEASE SPECIFY THE FOLLOWING TO ORDER:

<p>MODEL NUMBER</p>	<p>SPECIES & FINISH</p> <p>Options for wood finishes: AH = Ash</p> <table border="0"> <tr> <td>310 = Smoke Opaque</td> <td>408 = Peppercorn Opaque</td> </tr> <tr> <td>400 = Clear</td> <td>901 = Amber</td> </tr> <tr> <td>402 = Black Opaque</td> <td>902 = Designer White Opaque</td> </tr> <tr> <td>403 = Grey Opaque</td> <td>911 = Warm Brick</td> </tr> <tr> <td>404 = Warm White Opaque</td> <td>929 = Nutmeg</td> </tr> <tr> <td>405 = Mist Opaque</td> <td>937 = Bark</td> </tr> <tr> <td>406 = Denim Opaque</td> <td>984 = Dark Roast</td> </tr> <tr> <td>407 = Pewter Opaque</td> <td>993 = Sumatra</td> </tr> </table>	310 = Smoke Opaque	408 = Peppercorn Opaque	400 = Clear	901 = Amber	402 = Black Opaque	902 = Designer White Opaque	403 = Grey Opaque	911 = Warm Brick	404 = Warm White Opaque	929 = Nutmeg	405 = Mist Opaque	937 = Bark	406 = Denim Opaque	984 = Dark Roast	407 = Pewter Opaque	993 = Sumatra
310 = Smoke Opaque	408 = Peppercorn Opaque																
400 = Clear	901 = Amber																
402 = Black Opaque	902 = Designer White Opaque																
403 = Grey Opaque	911 = Warm Brick																
404 = Warm White Opaque	929 = Nutmeg																
405 = Mist Opaque	937 = Bark																
406 = Denim Opaque	984 = Dark Roast																
407 = Pewter Opaque	993 = Sumatra																

HTB61902R-1660.Finish Example: HTB61902R-1660.AH310



Ami Coffee Table



<i>Style Number</i>	<i>Top Description</i>	<i>List Price</i>	<i>OH</i>	<i>Diameter</i>	<i>Shipping Weight</i>	<i>Cube</i>
HTB61902R-1672	wood	10,070	16	72		

Note: Power must be ordered separately. (see pages 20-21 for power options.)

Ash | Round Top | Power Capability

PLEASE SPECIFY THE FOLLOWING TO ORDER:

<p>MODEL NUMBER</p>	<p>SPECIES & FINISH</p> <p>Options for wood finishes: AH = Ash</p> <table border="0"> <tr> <td>310 = Smoke Opaque</td> <td>408 = Peppercorn Opaque</td> </tr> <tr> <td>400 = Clear</td> <td>901 = Amber</td> </tr> <tr> <td>402 = Black Opaque</td> <td>902 = Designer White Opaque</td> </tr> <tr> <td>403 = Grey Opaque</td> <td>911 = Warm Brick</td> </tr> <tr> <td>404 = Warm White Opaque</td> <td>929 = Nutmeg</td> </tr> <tr> <td>405 = Mist Opaque</td> <td>937 = Bark</td> </tr> <tr> <td>406 = Denim Opaque</td> <td>984 = Dark Roast</td> </tr> <tr> <td>407 = Pewter Opaque</td> <td>993 = Sumatra</td> </tr> </table>	310 = Smoke Opaque	408 = Peppercorn Opaque	400 = Clear	901 = Amber	402 = Black Opaque	902 = Designer White Opaque	403 = Grey Opaque	911 = Warm Brick	404 = Warm White Opaque	929 = Nutmeg	405 = Mist Opaque	937 = Bark	406 = Denim Opaque	984 = Dark Roast	407 = Pewter Opaque	993 = Sumatra
310 = Smoke Opaque	408 = Peppercorn Opaque																
400 = Clear	901 = Amber																
402 = Black Opaque	902 = Designer White Opaque																
403 = Grey Opaque	911 = Warm Brick																
404 = Warm White Opaque	929 = Nutmeg																
405 = Mist Opaque	937 = Bark																
406 = Denim Opaque	984 = Dark Roast																
407 = Pewter Opaque	993 = Sumatra																

HTB61902R-1672.Finish Example: HTB61902R-1672.AH310



Ami Power Modules

<i>Style Number</i>	<i>Top Description</i>	<i>List Price</i>	<i>Shipping Weight</i>	<i>Cube</i>
HVA81901-114	powerSpin - wood	3,480		



Ami Power Detail - Closed
HVA81901-114



Ami Power Detail - Open
HVA81901-114



powerSpin Detail - Wood Cover
HVA81901-114

*Spins up 180° in center of table
Power on round tables has one center
power hub with four units, each with
one standard plug and two USB ports.
Finish shown: AH984 Dark Roast*

*powerSpin Unit has a cord length of
6' (72"), and after managed down one leg,
approximately 3' (36") of cord to reach a
wall or floor outlet.*

PLEASE SPECIFY THE FOLLOWING TO ORDER:

MODEL NUMBER	SPECIES & FINISH																
	Options for wood finishes: AH = Ash																
	<table border="0"> <tr> <td>310 = Smoke Opaque</td> <td>408 = Peppercorn Opaque</td> </tr> <tr> <td>400 = Clear</td> <td>901 = Amber</td> </tr> <tr> <td>402 = Black Opaque</td> <td>902 = Designer White Opaque</td> </tr> <tr> <td>403 = Grey Opaque</td> <td>911 = Warm Brick</td> </tr> <tr> <td>404 = Warm White Opaque</td> <td>929 = Nutmeg</td> </tr> <tr> <td>405 = Mist Opaque</td> <td>937 = Bark</td> </tr> <tr> <td>406 = Denim Opaque</td> <td>984 = Dark Roast</td> </tr> <tr> <td>407 = Pewter Opaque</td> <td>993 = Sumatra</td> </tr> </table>	310 = Smoke Opaque	408 = Peppercorn Opaque	400 = Clear	901 = Amber	402 = Black Opaque	902 = Designer White Opaque	403 = Grey Opaque	911 = Warm Brick	404 = Warm White Opaque	929 = Nutmeg	405 = Mist Opaque	937 = Bark	406 = Denim Opaque	984 = Dark Roast	407 = Pewter Opaque	993 = Sumatra
310 = Smoke Opaque	408 = Peppercorn Opaque																
400 = Clear	901 = Amber																
402 = Black Opaque	902 = Designer White Opaque																
403 = Grey Opaque	911 = Warm Brick																
404 = Warm White Opaque	929 = Nutmeg																
405 = Mist Opaque	937 = Bark																
406 = Denim Opaque	984 = Dark Roast																
407 = Pewter Opaque	993 = Sumatra																

HVA81901-114.Finish Example: HVA81901-114.AH400



Ami Power Modules

<i>Style Number</i>	<i>Top Description</i>	<i>List Price</i>	<i>Shipping Weight</i>	<i>Cube</i>
HVA81902-114	powerSpin - wrapped leather	3,800		



*powerSpin Detail - Leather Cover
HVA81902-114*

*Spins up 180° in center of table
Power on round tables has one center
power hub with four units, each with
one standard plug and two USB ports.*

*powerSpin Unit has a cord length of
6' (72"), and after managed down one leg,
approximately 3' (36") of cord to reach a
wall or floor outlet.*

*Note: powerSpin unit can be wrapped in a contrasting or complementary shade of leather.
See available options at www.hbftextiles.com*

PLEASE SPECIFY THE FOLLOWING TO ORDER: _____

<p>MODEL NUMBER</p>	<p>LEATHER</p> <p>Indicate leather choice:</p> <p><i>See options for leathers at www.hbftextiles.com</i></p>
---------------------	---

HVA81902-114.L Leather Example: HVA81902-114.710-16



Asa Occasional Table Series Specifications

Surfaces Wood | Back Painted Glass | Solid Surface

Glass 1/2" thick Glass

Shape Round

Finish Black Powder Coat | White Powder Coat | Polished Stainless Steel

Asa Side Table



Style Number	Top Description	List Price	OH	DIA	Shipping Weight	Cube
HTL41301R-2520	wood	1,410	25	20	24	18

Round Top | Metal Base - Black Powder Coat

LEVEL® Certified

PLEASE SPECIFY THE FOLLOWING TO ORDER:

MODEL NUMBER	TOP MATERIALS & FINISH	BASE FINISH
	<p>Options for wood finishes: AH = Ash</p> <p>310 = Smoke Opaque 400 = Clear +\$185 402 = Black Opaque 403 = Grey Opaque 404 = Warm White Opaque 405 = Mist Opaque 406 = Denim Opaque 407 = Pewter Opaque 408 = Peppercorn Opaque 901 = Amber 902 = Designer White Opaque 911 = Warm Brick 929 = Nutmeg 937 = Bark 984 = Dark Roast 993 = Sumatra</p>	<p>Options for metal finish:</p> <p>BL = Black Powder Coat PSS = Polished Stainless Steel +\$100 WI = White Powder Coat</p>
	<p>Finish options for glass: G = Glass +\$185</p> <p>BPW = Designer White</p> <p>Options for solid surface: S = Solid Surface +\$1075 AW = Alabaster White</p> <p>Options for solid surfaces (premium): +\$1225 DWI = Designer White</p>	

HTL41301R-2520.Top.Base Example: HTL41301R-2520.AH400.BL



Carousel Occasional Table Series Specifications

Surfaces Wood | Glass Inset

Glass 1/2" thick Glass

Reveal 3/16"

Shape Round

Base Wood

Carousel Side Table



<i>Style Number</i>	<i>Top Description</i>	<i>List Price</i>	<i>OH</i>	<i>DIA</i>	<i>Shipping Weight</i>	<i>Cube</i>
HTC10901R-2224	wood	2,185	22	24	28	17.8

Round Top | Oak Base

LEVEL* Certified
SCS Indoor Advantage™ Certified

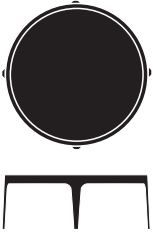
PLEASE SPECIFY THE FOLLOWING TO ORDER: _____

MODEL NUMBER	TOP	SPECIES & FINISH
	Indicate top: W = Wood GBZ = Bronze Glass +\$600 GCL = Clear Glass	Options for wood finishes: RK = Oak 310 = Smoke Opaque 400 = Clear 402 = Black Opaque 403 = Grey Opaque 404 = Warm White Opaque 405 = Mist Opaque 406 = Denim Opaque 407 = Pewter Opaque 408 = Peppercorn Opaque 901 = Amber 902 = Designer White Opaque 911 = Warm Brick 929 = Nutmeg 937 = Bark 984 = Dark Roast 993 = Sumatra
_____	• _____	• _____

HTC10901R-2224. Top.Base Example: HTC10901R-2224.GBZ.RK400 or HTC10901R-2224.W.RK400



Carousel Coffee Table



<i>Style Number</i>	<i>Top Description</i>	<i>List Price</i>	<i>OH</i>	<i>DIA</i>	<i>Shipping Weight</i>	<i>Cube</i>
HTC10901R-1642	<i>wood</i>	3,080	16	42	60	34

Round Top | Oak Base

LEVEL[®] Certified
SCS Indoor Advantage[™] Certified

PLEASE SPECIFY THE FOLLOWING TO ORDER: _____

MODEL NUMBER	TOP	SPECIES & FINISH
	Indicate top: W = Wood GBZ = Bronze Glass +\$1230 GCL = Clear Glass	Options for wood finishes: RK = Oak 310 = Smoke Opaque 400 = Clear 402 = Black Opaque 403 = Grey Opaque 404 = Warm White Opaque 405 = Mist Opaque 406 = Denim Opaque 407 = Pewter Opaque 408 = Peppercorn Opaque 901 = Amber 902 = Designer White Opaque 911 = Warm Brick 929 = Nutmeg 937 = Bark 984 = Dark Roast 993 = Sumatra

HTC10901R-1642.Top.Base Example: HTC10901R-1642.GBZ.RK400 or HTC10901R-1642.W.RK400



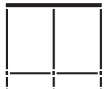
Double Take Table Series Specifications

Surfaces	Wood Inset Glass Inset Premium grade ash inset tops are plain, sliced, slip matched.
Shelves	Beveled Wood 1/4" thick Clear Glass
Glass Top	1/2" thick Clear Glass
Reveal	1/4"
Shape	Rectangular Round
Base	Black Powder Coat Brushed Stainless Steel Polished Stainless Steel White Powder Coat

Double Take Side Table



Style Number	Top Description	List Price	OH	DIA	Shipping Weight	Cube
HTD10901R-2124	<i>clear glass</i>	2,185	21½	24	37	17.8



Shelf | Round Top | Metal Base - Black Powder Coat

LEVEL® Certified
SCS Indoor Advantage™ Certified

PLEASE SPECIFY THE FOLLOWING TO ORDER:

MODEL NUMBER	TOP	SPECIES & FINISH	BASE FINISH
	Indicate top: AH = Ash G = Glass	Options for wood finishes: AH = Ash +\$200 310 = Smoke Opaque 400 = Clear 402 = Black Opaque 403 = Grey Opaque 404 = Warm White Opaque 405 = Mist Opaque 406 = Denim Opaque 407 = Pewter Opaque 408 = Peppercorn Opaque 901 = Amber 902 = Designer White Opaque 911 = Warm Brick 929 = Nutmeg 937 = Bark 984 = Dark Roast 993 = Sumatra	Options for metal finish: BL = Black Powder Coat BSS = Brushed Stainless Steel +\$213 PSS = Polished Stainless Steel +\$425 WI = White Powder Coat
		Options for glass: G = Glass BZ = Bronze +\$800 CL = Clear	

HTD10901R-2124.Top.Base Example: HTD10901R-2124.GBZ.BL



Double Take Coffee Table



<i>Style Number</i>	<i>Top Description</i>	<i>List Price</i>	<i>OH</i>	<i>DIA</i>	<i>Shipping Weight</i>	<i>Cube</i>
HTD10901R-1642	<i>clear glass</i>	3,580	16	42	110	34.7

Shelf | Round Top | Metal Base - Black Powder Coat

LEVEL* Certified
SCS Indoor Advantage™ Certified

PLEASE SPECIFY THE FOLLOWING TO ORDER:

MODEL NUMBER	TOP	SPECIES & FINISH	BASE FINISH
	Indicate top: AH = Ash G = Glass	Options for wood finishes: AH = Ash +\$200 310 = Smoke Opaque 400 = Clear 402 = Black Opaque 403 = Grey Opaque 404 = Warm White Opaque 405 = Mist Opaque 406 = Denim Opaque 407 = Pewter Opaque 408 = Peppercorn Opaque 901 = Amber 902 = Designer White Opaque 911 = Warm Brick 929 = Nutmeg 937 = Bark 984 = Dark Roast 993 = Sumatra	Options for metal finish: BL = Black Powder Coat BSS = Brushed Stainless Steel +\$250 PSS = Polished Stainless Steel +\$500 WI = White Powder Coat
		Options for glass: G = Glass BZ = Bronze +\$2000 CL = Clear	

HTD10901R-1642.Top.Base Example: HTD10901R-1642.AH400.BSS



Double Take Coffee Table



Style Number	Top Description	List Price	OH	OW	OD	Shipping Weight	Cube
HTD10901E-165630	clear glass	3,295	16	56	30	104	56.1

Shelf | Rectangular Top | Metal Base - Black Powder Coat

LEVEL* Certified
SCS Indoor Advantage™ Certified

PLEASE SPECIFY THE FOLLOWING TO ORDER:

MODEL NUMBER	TOP	SPECIES & FINISH	BASE FINISH
	Indicate top: AH = Ash G = Glass	Options for wood finishes: AH = Ash +\$200 310 = Smoke Opaque 400 = Clear 402 = Black Opaque 403 = Grey Opaque 404 = Warm White Opaque 405 = Mist Opaque 406 = Denim Opaque 407 = Pewter Opaque 408 = Peppercorn Opaque 901 = Amber 902 = Designer White Opaque 911 = Warm Brick 929 = Nutmeg 937 = Bark 984 = Dark Roast 993 = Sumatra	Options for metal finish: BL = Black Powder Coat BSS = Brushed Stainless Steel +\$288 PSS = Polished Stainless Steel +\$575 WI = White Powder Coat
		Options for glass: G = Glass BZ = Bronze +\$1500 CL = Clear	

HTD10901E-165630.Top.Base Example: HTD10901E-165630.GBZ.BL



Frame Table Series Specifications

Surfaces Wood | Glass Inset
Quarter cut wood veneer top and shelf

Glass 1/2" thick Glass

Shape Round | Square | Rectangular

Base Wood

Frame Side Table



Style Number	Top Description	List Price	OH	DIA	Shipping Weight	Cube
HTF50501R-2220	wood	2,055	22½	20 ⁷ / ₁₆	28	18

Shelf | Round Inset Top

LEVEL® Certified
SCS Indoor Advantage™ Certified

PLEASE SPECIFY THE FOLLOWING TO ORDER: _____

MODEL NUMBER	TOP	SPECIES & FINISH
	Indicate top: <input type="checkbox"/> W = Wood <input type="checkbox"/> GCL = Clear Glass +\$334	Options for wood finishes: AH = Ash <input type="checkbox"/> 310 = Smoke Opaque <input type="checkbox"/> 400 = Clear +\$244 <input type="checkbox"/> 402 = Black Opaque <input type="checkbox"/> 403 = Grey Opaque <input type="checkbox"/> 404 = Warm White Opaque <input type="checkbox"/> 405 = Mist Opaque <input type="checkbox"/> 406 = Denim Opaque <input type="checkbox"/> 407 = Pewter Opaque <input type="checkbox"/> 408 = Peppercorn Opaque <input type="checkbox"/> 901 = Amber <input type="checkbox"/> 902 = Designer White Opaque <input type="checkbox"/> 911 = Warm Brick <input type="checkbox"/> 929 = Nutmeg <input type="checkbox"/> 937 = Bark <input type="checkbox"/> 984 = Dark Roast <input type="checkbox"/> 993 = Sumatra

HTF50501R-2220.Top.Base Example: HTF50501R-2220.GCL.AH400



Frame Side Table



Style Number	Top Description	List Price	OH	DIA	Shipping Weight	Cube
HTF50501R-2224	wood	2,345	22½	24	30	18.4

Shelf | Round Inset Top | Ash Base

LEVEL® Certified
SCS Indoor Advantage™ Certified

PLEASE SPECIFY THE FOLLOWING TO ORDER:

MODEL NUMBER	TOP	SPECIES & FINISH
	Indicate top: <input type="checkbox"/> W = Wood <input type="checkbox"/> GCL = Clear Glass +\$584	Options for wood finishes: AH = Ash <input type="checkbox"/> 310 = Smoke Opaque <input type="checkbox"/> 400 = Clear +\$244 <input type="checkbox"/> 402 = Black Opaque <input type="checkbox"/> 403 = Grey Opaque <input type="checkbox"/> 404 = Warm White Opaque <input type="checkbox"/> 405 = Mist Opaque <input type="checkbox"/> 406 = Denim Opaque <input type="checkbox"/> 407 = Pewter Opaque <input type="checkbox"/> 408 = Peppercorn Opaque <input type="checkbox"/> 901 = Amber <input type="checkbox"/> 902 = Designer White Opaque <input type="checkbox"/> 911 = Warm Brick <input type="checkbox"/> 929 = Nutmeg <input type="checkbox"/> 937 = Bark <input type="checkbox"/> 984 = Dark Roast <input type="checkbox"/> 993 = Sumatra

HTF50501R-2224.Top.Base Example: HTF50501R-2224.GCL.AH400



Frame Side Table



<i>Style Number</i>	<i>Top Description</i>	<i>List Price</i>	<i>OH</i>	<i>OW</i>	<i>OD</i>	<i>Shipping Weight</i>	<i>Cube</i>
HTF50501S-2220	<i>wood</i>	1,880	22½	20 ⁷ / ₁₆	20 ⁷ / ₁₆	34	18

Shelf | Square Inset Top | Ash Base

LEVEL® Certified
SCS Indoor Advantage™ Certified

PLEASE SPECIFY THE FOLLOWING TO ORDER: _____

MODEL NUMBER	TOP	SPECIES & FINISH
	Indicate top: <input type="checkbox"/> W = Wood <input type="checkbox"/> GCL = Clear Glass +\$306	Options for wood finishes: AH = Ash <input type="checkbox"/> 310 = Smoke Opaque <input type="checkbox"/> 400 = Clear +\$244 <input type="checkbox"/> 402 = Black Opaque <input type="checkbox"/> 403 = Grey Opaque <input type="checkbox"/> 404 = Warm White Opaque <input type="checkbox"/> 405 = Mist Opaque <input type="checkbox"/> 406 = Denim Opaque <input type="checkbox"/> 407 = Pewter Opaque <input type="checkbox"/> 408 = Peppercorn Opaque <input type="checkbox"/> 901 = Amber <input type="checkbox"/> 902 = Designer White Opaque <input type="checkbox"/> 911 = Warm Brick <input type="checkbox"/> 929 = Nutmeg <input type="checkbox"/> 937 = Bark <input type="checkbox"/> 984 = Dark Roast <input type="checkbox"/> 993 = Sumatra

HTF50501S-2220.Top.Base Example: HTF50501S-2220.W.AH400



Frame Side Table



Style Number	Top Description	List Price	OH	OW	OD	Shipping Weight	Cube
HTF50501S-2224	wood	2,200	22½	24	24	35	18.4

Shelf | Square Inset Top | Ash Base

LEVEL® Certified
SCS Indoor Advantage™ Certified

PLEASE SPECIFY THE FOLLOWING TO ORDER:

MODEL NUMBER	TOP	SPECIES & FINISH
	Indicate top: <input type="checkbox"/> W = Wood <input type="checkbox"/> GCL = Clear Glass +\$548	Options for wood finishes: AH = Ash <input type="checkbox"/> 310 = Smoke Opaque <input type="checkbox"/> 400 = Clear +\$244 <input type="checkbox"/> 402 = Black Opaque <input type="checkbox"/> 403 = Grey Opaque <input type="checkbox"/> 404 = Warm White Opaque <input type="checkbox"/> 405 = Mist Opaque <input type="checkbox"/> 406 = Denim Opaque <input type="checkbox"/> 407 = Pewter Opaque <input type="checkbox"/> 408 = Peppercorn Opaque <input type="checkbox"/> 901 = Amber <input type="checkbox"/> 902 = Designer White Opaque <input type="checkbox"/> 911 = Warm Brick <input type="checkbox"/> 929 = Nutmeg <input type="checkbox"/> 937 = Bark <input type="checkbox"/> 984 = Dark Roast <input type="checkbox"/> 993 = Sumatra

HTF50501S-2224.Top.Base Example: HTF50501S-2224.W.AH400



Frame Coffee Table



Style Number	Top Description	List Price	OH	DIA	Shipping Weight	Cube
HTF50501R-1742	wood	4,290	17	42 ⁷ / ₁₆	81	34

Shelf | Round Inset Top | Ash Base

LEVEL® Certified
SCS Indoor Advantage™ Certified

PLEASE SPECIFY THE FOLLOWING TO ORDER:

MODEL NUMBER	TOP	SPECIES & FINISH
	Indicate top: <input type="checkbox"/> W = Wood <input type="checkbox"/> GCL = Clear Glass +\$1571	Options for wood finishes: AH = Ash <input type="checkbox"/> 310 = Smoke Opaque <input type="checkbox"/> 400 = Clear +\$244 <input type="checkbox"/> 402 = Black Opaque <input type="checkbox"/> 403 = Grey Opaque <input type="checkbox"/> 404 = Warm White Opaque <input type="checkbox"/> 405 = Mist Opaque <input type="checkbox"/> 406 = Denim Opaque <input type="checkbox"/> 407 = Pewter Opaque <input type="checkbox"/> 408 = Peppercorn Opaque <input type="checkbox"/> 901 = Amber <input type="checkbox"/> 902 = Designer White Opaque <input type="checkbox"/> 911 = Warm Brick <input type="checkbox"/> 929 = Nutmeg <input type="checkbox"/> 937 = Bark <input type="checkbox"/> 984 = Dark Roast <input type="checkbox"/> 993 = Sumatra

HTF50501R-1742.Top.Base Example: HTF50501R-1742.GCL.AH400



Frame Coffee Table



Style Number	Top Description	List Price	OH	OW	OD	Shipping Weight	Cube
HTF50501E-175428	wood	3,125	17	54	28	99	45

Shelf | Rectangular Inset Top | Ash Base

LEVEL* Certified
SCS Indoor Advantage™ Certified

PLEASE SPECIFY THE FOLLOWING TO ORDER:

MODEL NUMBER	TOP	SPECIES & FINISH
	Indicate top: <input type="checkbox"/> W = Wood <input type="checkbox"/> GCL = Clear Glass +\$1157	Options for wood finishes: AH = Ash <input type="checkbox"/> 310 = Smoke Opaque <input type="checkbox"/> 400 = Clear +\$244 <input type="checkbox"/> 402 = Black Opaque <input type="checkbox"/> 403 = Grey Opaque <input type="checkbox"/> 404 = Warm White Opaque <input type="checkbox"/> 405 = Mist Opaque <input type="checkbox"/> 406 = Denim Opaque <input type="checkbox"/> 407 = Pewter Opaque <input type="checkbox"/> 408 = Peppercorn Opaque <input type="checkbox"/> 901 = Amber <input type="checkbox"/> 902 = Designer White Opaque <input type="checkbox"/> 911 = Warm Brick <input type="checkbox"/> 929 = Nutmeg <input type="checkbox"/> 937 = Bark <input type="checkbox"/> 984 = Dark Roast <input type="checkbox"/> 993 = Sumatra

HTF50501E-175428.Top.Base Example: HTF50501E-175428.W.AH400



Harmoni Occasional Table Series Specifications

Height Coffee Table

Shape Oval

Wood Solid Ash

Harmoni Coffee Table



Style Number	Top Description	List Price	OH	OW	OD	Shipping Weight	Cube
HTS41701V-202860	wood	5,380	20	60	28		

Ash | Oval Top

LEVEL® Certified
SCS Indoor Advantage™ Certified

PLEASE SPECIFY THE FOLLOWING TO ORDER:

MODEL NUMBER	SPECIES & FINISH
	Options for wood finishes: AH = Ash
	310 = Smoke Opaque
	400 = Clear
	402 = Black Opaque
	403 = Grey Opaque
	404 = Warm White Opaque
	405 = Mist Opaque
	406 = Denim Opaque
	407 = Pewter Opaque
	408 = Peppercorn Opaque
	901 = Amber
	902 = Designer White Opaque
	911 = Warm Brick
	929 = Nutmeg
	937 = Bark
	984 = Dark Roast
	993 = Sumatra

HTS41701V-202860.Finish Example: HTS41701V-202860.AH400



Harmoni Coffee Table



<i>Style Number</i>	<i>Top Description</i>	<i>List Price</i>	<i>OH</i>	<i>OW</i>	<i>OD</i>	<i>Shipping Weight</i>	<i>Cube</i>
HTS41701V-204260	wood	7,135	20	60	42		

Ash | Oval Top

LEVEL® Certified
SCS Indoor Advantage™ Certified

PLEASE SPECIFY THE FOLLOWING TO ORDER:

MODEL NUMBER	SPECIES & FINISH
	Options for wood finishes: AH = Ash
	310 = Smoke Opaque
	400 = Clear
	402 = Black Opaque
	403 = Grey Opaque
	404 = Warm White Opaque
	405 = Mist Opaque
	406 = Denim Opaque
	407 = Pewter Opaque
	408 = Peppercorn Opaque
	901 = Amber
	902 = Designer White Opaque
	911 = Warm Brick
	929 = Nutmeg
	937 = Bark
	984 = Dark Roast
	993 = Sumatra

HTS41701V-204260.Finish Example: HTS41701V-204260.AH400



Lens Table Series Specifications

Surfaces Wood | Inset Glass | Solid Surface
 Lens inset top and shelf surfaces are 3/4" thick.
 Solid surface inset tops and shelves are 3/4" thick.
 Solid Surface Care Kits ship with each order. Additional kits available for \$54 List per kit.
 Lens may be combined with veneer or solid surface shelves.

Glass 1/2" thick Glass

Shape Round

Base Brushed Stainless Steel

Lens Side Table



Style Number	Top Description	List Price	OH	DIA	Shipping Weight	Cube
HTL51201R-2218	wood, maple	2,285	22¾	18	30	8.7

Round Top | Shelf | Brushed Stainless Steel Base

LEVEL® Certified
 SCS Indoor Advantage™ Certified

PLEASE SPECIFY THE FOLLOWING TO ORDER:

MODEL NUMBER	TOP	FINISH	SHELF
	Indicate top: NE = Maple G = Glass S = Solid Surface	Options for wood finishes: NE = Maple 215 = Medium Brown Cherry 331 = Dark Rift Oak 615 = Coffee Walnut 629 = Nutmeg Walnut 637 = Charcoal Grey Walnut 684 = Dark Roast Walnut 693 = Sumatra Walnut	Indicate shelf: S = Solid Surface Options for solid surface: S = Solid Surface (standard) +\$175 AW = Alabaster White Options for solid surfaces (premium): +\$200 DWI = Designer White NE = Maple See finishes listed at left for Maple (NE)
		Finish options for glass: G = Glass +\$150 BPW = Designer White (back painted glass) W11 = White (back painted glass) BL1 = Black (back painted glass) CG1 = Cool Grey (back painted glass) WG1 = Warm Grey (back painted glass)	
		Options for solid surface: S = Solid Surface (standard) +\$200 AW = Alabaster White Options for solid surfaces (premium): +\$230 DWI = Designer White	

HTL51201R-2218.Top.Shelf Example:HTL51201R-2218.NE215.NE215



Lens Coffee Table



<i>Style Number</i>	<i>Top Description</i>	<i>List Price</i>	<i>OH</i>	<i>DIA</i>	<i>Shipping Weight</i>	<i>Cube</i>
HTL51201R-1642	<i>wood, maple</i>	3,705	16	42	118	33

Round Top | Shelf | Brushed Stainless Steel Base

Tables specified with glass tops are standard with a veneer shelf, veneer species and finish must be noted on order.
Tables specified with glass tops may also be specified with an alternate solid surface shelf.

LEVEL® Certified
SCS Indoor Advantage™ Certified

PLEASE SPECIFY THE FOLLOWING TO ORDER:

MODEL NUMBER	TOP	FINISH	SHELF
	Indicate top:	Options for wood finishes:	Indicate shelf:
	NE = Maple	NE = Maple	S = Solid Surface
	G = Glass	215 = Medium Brown Cherry	Options for solid surface:
	S = Solid Surface	331 = Dark Rift Oak	S = Solid Surface (standard) +\$2925
		615 = Coffee Walnut	AW = Alabaster White
		629 = Nutmeg Walnut	Options for solid surfaces
		637 = Charcoal Grey Walnut	(premium): +\$3570
		684 = Dark Roast Walnut	DWI = Designer White
		693 = Sumatra Walnut	NE = Maple
		Options for glass:	See finishes listed at left for Maple (NE)
		G = Glass +\$2335	
		BPW = Designer White	
		(back painted glass)	
		W11 = White (back painted glass)	
		BL1 = Black (back painted glass)	
		CG1 = Cool Grey (back painted glass)	
		WG1 = Warm Grey (back painted glass)	
		Options for solid surface:	
		S = Solid Surface (standard) +\$3105	
		AW = Alabaster White	
		Options for solid surfaces	
		(premium): +\$3570	
		DWI = Designer White	

HTL51201R-1642.Top.Shelf Example:HTL51201R-1642.NE215.NE215



OPTION OVERVIEW

TOP SURFACES Ash | Walnut | Solid Surface | Engineered Quartz

TOP SHAPE Trapezoidal

METAL BASE Powder Coat | Polished Chrome

The Link Satellite Table boasts multi-purpose use - to hold a coffee during conversation or a laptop during work. Its soft trapezoidal top with a beautifully sculpted edge rests atop a solid, yet lightweight base for ease of movement and flexibility. A counterweight discreetly rests under the top for added stability. How and where we work and relax are changing. Link refers to the functional link between leisure and work, but also the intuitive and emotional link between hospitality, residential and office design. Through the choices and attention to materials and detail the table can serve a functional purpose in office spaces and just as naturally slide into a home or hotel room; whether modern, conservative, edgy or classic.

- *Soft curves of the top combined with metal features of the base balance simplicity, industrialism and modern elegance.*
- *Surface comes standard in Ash. Walnut, Solid Surface and Engineered Quartz tops are available with up-charges.*
- *Metal base is available in powder coated finishes or polished chrome.*
- *Thoughtful scale is important as new behaviors and patterns of living and working demand new heights and dimensions.*
- *Link stands 26" high with its top measuring an overall width and depth of 20" each.*
- *Soft, trapezoidal shaped top is 3/4" thick with a sculpted edge.*



Ash Top | Black Powder Coat Base



Link Occasional Table Series Specifications

Surfaces Ash | Walnut | Engineered Quartz

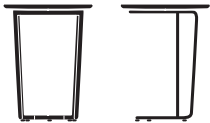
Shape Soft Trapezoidal

Base Base is metal with a powder coat finish, with optional Polished Chrome finish.

Link Satellite Table



Style Number	Top Description	List Price	OH	OW	OD	Shipping Weight	Cube
HTS51801G-262020	wood	1,090	26	20	20	33	8.9



Soft Trapezoidal Top - Ash | Metal Base - Powder Coat

PLEASE SPECIFY THE FOLLOWING TO ORDER:

MODEL NUMBER	TOP:	TOP MATERIALS FINISH	BASE FINISH:
	Indicate top: AH = Ash NT = Walnut EQ = Engineered Quartz	Options for wood finishes: AH = Ash 310 = Smoke Opaque 400 = Clear 402 = Black Opaque 403 = Grey Opaque 404 = Warm White Opaque 405 = Mist Opaque 406 = Denim Opaque 407 = Pewter Opaque 408 = Peppercorn Opaque 901 = Amber 902 = Designer White Opaque 911 = Warm Brick 929 = Nutmeg 937 = Bark 984 = Dark Roast 993 = Sumatra	Options for metal: BL = Black Powder Coat WI = White Powder Coat LG = Light Grey Powder Coat POL = Polished Chrome +\$100
		Options for wood finishes: NT = Walnut +\$150 310 = Smoke Opaque 400 = Clear 402 = Black Opaque 403 = Grey Opaque 404 = Warm White Opaque 405 = Mist Opaque 406 = Denim Opaque 407 = Pewter Opaque 408 = Peppercorn Opaque 902 = Designer White Opaque 911 = Warm Brick 929 = Nutmeg 937 = Bark 984 = Dark Roast 993 = Sumatra	Options for engineered stone quartz: +\$1250 EQ = Engineered Quartz CU1 = Cumulous ST1 = Storm Grey Options for solid surface: S = Solid Surface +\$1200 DW1 = Designer White

HTS51801G-262020.Top.Base Example:HTS51801G-262020.AH400.BL



LOGIC*meet* Occasional Table Series Specifications

Surfaces

Wood | Solid Surface

Solid Surface Care Kits ship with each order. Additional kits available for \$54 List per kit.

Veneers

Premium grade maple tops are plain sliced, slip matched.

Wood veneer tops are bordered with a solid wood edge banding.

Shape

Round

Bases

All LOGIC*meet* bases are metal with a Satin Pewter powder coat finish, with optional Black or White Powder Coat. Laptop tables are cantilevered; the offset metal base ensures substantial leg space for users.



LOGICmeet Laptop Table



<i>Style Number</i>	<i>Top Description</i>	<i>List Price</i>	<i>OH</i>	<i>DIA</i>	<i>Shipping Weight</i>	<i>Cube</i>
HTL60601R-2420	<i>wood</i>	1,540	24¾	20	33	18

Round Top | Metal Base

LEVEL® Certified
SCS Indoor Advantage™ Certified

PLEASE SPECIFY THE FOLLOWING TO ORDER:

MODEL NUMBER	TOP	FINISH	BASE FINISH
	Indicate top: NE = Maple S = Solid Surface	Options for wood finishes: NE = Maple 215 = Medium Brown Cherry 331 = Dark Rift Oak 615 = Coffee Walnut 629 = Nutmeg Walnut 637 = Charcoal Grey Walnut 684 = Dark Roast Walnut 693 = Sumatra Walnut	Options for metal finish: SP = Satin Pewter +\$100 BL = Black Powder Coat WI = White Powder Coat
		Options for solid surface: S = Solid Surface +\$822 Options for solid surfaces (premium): +\$846 AW = Alabaster White DWI = Designer White	

HTL60601R-2420.Top.Base Example:HTL60601R-2420.NE215.BL



Meki Occasional Table Series Specifications

Surfaces	Ash Veneer Walnut Veneer Glass Engineered Quartz Solid Surface
Shape	Round Soft Square
Metal	Black Powder Coat White Powder Coat Light Grey Powder Coat Polished Chrome
Power	Powder Coat Chrome

Small Charger/Power Options

Only available for use on the 20" and 24" tops

(HTB01801R-1620, HTB01801R-1624, HTB01801Q-1620, HTB01801Q-1624)

Charger (1 USB-2 amps per port)

Note: Due to the size of the receptacle plug with transformer, it will not be able to plug directly under the base. The receptacle will need to be located outside of the base footprint.



HVD71901S-100
Black Powder Coat,
Black Simplex



HVD71902S-100
White Powder Coat,
White Simplex



HVD71903S-100
Trichrome
Black Simplex



HVD71904N-100
Trichrome
White Simplex

Power (1 Power Receptacle)



HVD71901P-100
Black Powder Coat,
Black Simplex



HVD71902P-100
White Powder Coat,
White Simplex



HVD71903P-100
Trichrome
Black Simplex



HVD71904P-100
Trichrome
White Simplex

Large Power Options (1 Power Receptacle and 1 USB-2 amps per port)

Only available for use on the 30" and up tops



HVD71901N-110
Black Powder Coat,
Black Simplex



HVD71902N-110
White Powder Coat,
White Simplex



HVD71903N-110
Trichrome
Black Simplex



HVD71904N-110
Trichrome
White Simplex



Model	Description	Dimensions Diameter	List Price
LARGE POWERCONNECT			
HVD71901N-110	1 receptacle & 1 dual USB; Black powder coat; Black simplex		325
HVD71902N-110	1 receptacle & 1 dual USB; White powder coat; White simplex		325
HVD71903N-110	1 receptacle & 1 dual USB; Trichrome; Black simplex		380
HVD71904N-110	1 receptacle & 1 dual USB; Trichrome; White simplex		350
SMALL POWERCONNECT			
HVD71901S-100	1 dual USB; Black powder coat; Black simplex		275
HVD71902S-100	1 dual USB; White powder coat; White simplex		275
HVD71903S-100	1 dual USB; Trichrome; Black simplex		325
HVD71904S-100	1 dual USB; Trichrome; White simplex		300
SMALL POWERCONNECT			
HVD71901P-100	1 receptacle; Black powder coat; Black simplex		275
HVD71902P-100	1 receptacle; White powder coat; White simplex		275
HVD71903P-100	1 receptacle; Trichrome; Black simplex		325
HVD71904P-100	1 receptacle; Trichrome; White simplex		300



Model	Dimensions		List Price	Top Options						
Meki Coffee Table	OH	Diameter		Ash Veneer	Ash Solid	Walnut Veneer	Walnut Solid	Glass	Engineered Quartz	Solid Surface
HTB01801R-1620	16	20	2035	+0	+300	+50	+400	+100	+2025	+550

Collar Options		Column Options				Base Options	
Powder Coat	Polished Chrome	Ash Veneer	Walnut Veneer	Powder Coat	Polished Chrome	Powder Coat	Polished Chrome
+0	+425	+0	+100	+250	+375	+0	+325



Note: Power must be ordered separately.
(see pages 42-43 for power options.)

Round | Ash Veneer Top | Powder Coat Collar and Base | Ash Column | No Power

PLEASE SPECIFY THE FOLLOWING TO ORDER:

MODEL NUMBER	TOP MATERIALS FINISH	METAL FINISH: COLLAR	POWER/DATA CAPABILITY:
	<p>Options for wood finishes: AH = Ash Veneer SAH = Solid Ash</p> <p>Options for wood finishes: NT = Walnut Veneer SNT = Solid Walnut</p> <p>Options for wood finishes: 310 = Smoke Opaque 400 = Clear 402 = Black Opaque 403 = Grey Opaque 404 = Warm White Opaque 405 = Mist Opaque 406 = Denim Opaque 407 = Pewter Opaque 408 = Peppercorn Opaque 901 = Amber 902 = Designer White Opaque 911 = Warm Brick 929 = Nutmeg 937 = Bark 984 = Dark Roast 993 = Sumatra</p> <p>Options for wood finishes: 310 = Smoke Opaque 400 = Clear 402 = Black Opaque 403 = Grey Opaque 404 = Warm White Opaque 405 = Mist Opaque 406 = Denim Opaque 407 = Pewter Opaque 408 = Peppercorn Opaque 902 = Designer White Opaque 911 = Warm Brick 929 = Nutmeg 937 = Bark 984 = Dark Roast 993 = Sumatra</p> <p>Finish options for glass: G = Glass W11 = White (back painted glass) BL1 = Black (back painted glass) CG1 = Cool Grey (back painted glass) WG1 = Warm Grey (back painted glass)</p> <p>Options for engineered stone quartz: EQ = Engineered Quartz CUI = Cumulus ST1 = Storm Grey</p> <p>Options for solid surfaces S = Solid Surface: DWI = Designer White</p>	<p>Options for metal: BL = Black Powder Coat WI = White Powder Coat LG = Light Grey Powder Coat POL = Polished Chrome</p> <p>COLUMN FINISH: Options for wood finish: <i>See finishes listed at left for Ash (AH), and Walnut (NT) veneer finishes.</i> AH = Ash Veneer NT = Walnut Veneer</p> <p>Options for metal finish: BL = Black Powder Coat WI = White Powder Coat LG = Light Grey Powder Coat POL = Polished Chrome</p> <p>METAL FINISH: BASE Options for metal finish: BL = Black Powder Coat WI = White Powder Coat LG = Light Grey Powder Coat POL = Polished Chrome</p>	<p>PC = With Power Cutout PN = No Power Cutout</p>

HTB01801R-1620.Top.Collar.Column.Base.Power Example: HTB01801R-1620.AH400.BL.AH400.BL.PN



Model	Dimensions		List Price	Top Options						
	OH	Diameter		Ash Veneer	Ash Solid	Walnut Veneer	Walnut Solid	Glass	Engineered Quartz	Solid Surface
Meki Coffee Table										
HTB01801R-1624	16	24	2355	+0	+600	+75	+800	+300	+2325	+750

Collar Options		Column Options				Base Options	
Powder Coat	Polished Chrome	Ash Veneer	Walnut Veneer	Powder Coat	Polished Chrome	Powder Coat	Polished Chrome
+0	+425	+0	+100	+250	+375	+0	+325



Note: Power must be ordered separately.
(see pages 42-43 for power options.)

Round | Ash Veneer Top | Powder Coat Collar and Base | Ash Column | No Power

PLEASE SPECIFY THE FOLLOWING TO ORDER:

MODEL NUMBER	TOP MATERIALS FINISH	METAL FINISH: COLLAR	POWER/DATA CAPABILITY:	
	<p>Options for wood finishes: AH = Ash Veneer SAH = Solid Ash</p> <p>Options for wood finishes: NT = Walnut Veneer SNT = Solid Walnut</p> <p>Options for glass: G = Glass</p> <p>Options for engineered stone quartz: EQ = Engineered Quartz</p> <p>Options for solid surfaces: S = Solid Surface:</p>	<p>Options for metal:</p> <p>Options for wood finish: <i>See finishes listed at left for Ash (AH), and Walnut (NT) veneer finishes.</i> AH = Ash Veneer NT = Walnut Veneer</p> <p>Options for metal finish:</p> <p>METAL FINISH: BASE</p> <p>Options for metal finish:</p>	<p>Options for metal:</p> <p>Options for wood finish: <i>See finishes listed at left for Ash (AH), and Walnut (NT) veneer finishes.</i> AH = Ash Veneer NT = Walnut Veneer</p> <p>Options for metal finish:</p>	
	<p>310 = Smoke Opaque</p> <p>400 = Clear</p> <p>402 = Black Opaque</p> <p>403 = Grey Opaque</p> <p>404 = Warm White Opaque</p> <p>405 = Mist Opaque</p> <p>406 = Denim Opaque</p> <p>407 = Pewter Opaque</p> <p>408 = Peppercorn Opaque</p> <p>901 = Amber</p> <p>902 = Designer White Opaque</p> <p>911 = Warm Brick</p> <p>929 = Nutmeg</p> <p>937 = Bark</p> <p>984 = Dark Roast</p> <p>993 = Sumatra</p>	<p>W11 = White (back painted glass)</p> <p>BL1 = Black (back painted glass)</p> <p>CG1 = Cool Grey (back painted glass)</p> <p>WG1 = Warm Grey (back painted glass)</p> <p>CUI = Cumulous</p> <p>ST1 = Storm Grey</p> <p>DWI = Designer White</p>	<p>BL = Black Powder Coat</p> <p>WI = White Powder Coat</p> <p>LG = Light Grey Powder Coat</p> <p>POL = Polished Chrome</p>	<p>PC = With Power Cutout</p> <p>PN = No Power Cutout</p>

HTB01801R-1624.Top.Collar.Column.Base.Power Example: HTB01801R-1624.AH400.BL.AH400.BL.PN



Model	Dimensions		List Price	Top Options						
Meki Coffee Table	OH	Diameter		Ash Veneer	Ash Solid	Walnut Veneer	Walnut Solid	Glass	Engineered Quartz	Solid Surface
HTB01801R-1630	16	30	2680	+0	+900	+100	+1300	+550	+2725	+1050

Collar Options		Column Options				Base Options	
Powder Coat	Polished Chrome	Ash Veneer	Walnut Veneer	Powder Coat	Polished Chrome	Powder Coat	Polished Chrome
+0	+425	+0	+100	+250	+375	+0	+325



Note: Power must be ordered separately.
(see pages 42-43 for power options.)

Round | Ash Veneer Top | Powder Coat Collar and Base | Ash Column | No Power

PLEASE SPECIFY THE FOLLOWING TO ORDER:


MODEL NUMBER	TOP MATERIALS FINISH	METAL FINISH: COLLAR	POWER/DATA CAPABILITY:
	<p>Options for wood finishes: AH = Ash Veneer SAH = Solid Ash</p> <p>Options for wood finishes: NT = Walnut Veneer SNT = Solid Walnut</p> <p>Options for wood finishes: 310 = Smoke Opaque 400 = Clear 402 = Black Opaque 403 = Grey Opaque 404 = Warm White Opaque 405 = Mist Opaque 406 = Denim Opaque 407 = Pewter Opaque 408 = Peppercorn Opaque 901 = Amber 902 = Designer White Opaque 911 = Warm Brick 929 = Nutmeg 937 = Bark 984 = Dark Roast 993 = Sumatra</p> <p>Options for wood finishes: 310 = Smoke Opaque 400 = Clear 402 = Black Opaque 403 = Grey Opaque 404 = Warm White Opaque 405 = Mist Opaque 406 = Denim Opaque 407 = Pewter Opaque 408 = Peppercorn Opaque 902 = Designer White Opaque 911 = Warm Brick 929 = Nutmeg 937 = Bark 984 = Dark Roast 993 = Sumatra</p> <p>Finish options for glass: G = Glass W11 = White (back painted glass) BL1 = Black (back painted glass) CG1 = Cool Grey (back painted glass) WG1 = Warm Grey (back painted glass)</p> <p>Options for engineered stone quartz: EQ = Engineered Quartz CUI = Cumulus ST1 = Storm Grey</p> <p>Options for solid surfaces S = Solid Surface: DWI = Designer White</p>	<p>Options for metal: BL = Black Powder Coat WI = White Powder Coat LG = Light Grey Powder Coat POL = Polished Chrome</p> <p>COLUMN FINISH: Options for wood finish: <i>See finishes listed at left for Ash (AH), and Walnut (NT) veneer finishes.</i> AH = Ash Veneer NT = Walnut Veneer</p> <p>Options for metal finish: BL = Black Powder Coat WI = White Powder Coat LG = Light Grey Powder Coat POL = Polished Chrome</p> <p>METAL FINISH: BASE Options for metal finish: BL = Black Powder Coat WI = White Powder Coat LG = Light Grey Powder Coat POL = Polished Chrome</p>	<p>PC = With Power Cutout PN = No Power Cutout</p>

HTB01801R-1630.Top.Collar.Column.Base.Power Example: HTB01801R-1630.AH400.BL.AH400.BL.PN



Model	Dimensions		List Price	Top Options						
Meki Coffee Table	OH	Diameter		Ash Veneer	Ash Solid	Walnut Veneer	Walnut Solid	Glass	Engineered Quartz	Solid Surface
HTB01801R-1636	16	36	3215	+0	+1200	+125	+1900	+850	+3425	+1450

Collar Options		Column Options				Base Options	
Powder Coat	Polished Chrome	Ash Veneer	Walnut Veneer	Powder Coat	Polished Chrome	Powder Coat	Polished Chrome
+0	+425	+0	+100	+250	+375	+0	+325



Note: Power must be ordered separately.
(see pages 42-43 for power options.)

Round | Ash Veneer Top | Powder Coat Collar and Base | Ash Column | No Power

PLEASE SPECIFY THE FOLLOWING TO ORDER:


MODEL NUMBER	TOP MATERIALS FINISH	METAL FINISH: COLLAR	POWER/DATA CAPABILITY:	
	<p>Options for wood finishes: AH = Ash Veneer SAH = Solid Ash</p> <p>Options for wood finishes: NT = Walnut Veneer SNT = Solid Walnut</p> <p>Finish options for glass: G = Glass</p> <p>Options for engineered stone quartz: EQ = Engineered Quartz</p> <p>Options for solid surfaces: S = Solid Surface:</p>	<p>Options for metal:</p> <p>COLUMN FINISH:</p> <p>Options for wood finish:</p> <p>Options for metal finish:</p> <p>METAL FINISH: BASE</p> <p>Options for metal finish:</p>	<p>Options for metal:</p> <p>Options for wood finish:</p> <p>Options for metal finish:</p>	
	<p>310 = Smoke Opaque</p> <p>400 = Clear</p> <p>402 = Black Opaque</p> <p>403 = Grey Opaque</p> <p>404 = Warm White Opaque</p> <p>405 = Mist Opaque</p> <p>406 = Denim Opaque</p> <p>407 = Pewter Opaque</p> <p>408 = Peppercorn Opaque</p> <p>901 = Amber</p> <p>902 = Designer White Opaque</p> <p>911 = Warm Brick</p> <p>929 = Nutmeg</p> <p>937 = Bark</p> <p>984 = Dark Roast</p> <p>993 = Sumatra</p>	<p>W11 = White (back painted glass)</p> <p>BL1 = Black (back painted glass)</p> <p>CG1 = Cool Grey (back painted glass)</p> <p>WG1 = Warm Grey (back painted glass)</p> <p>CUI = Cumulous</p> <p>ST1 = Storm Grey</p> <p>DWI = Designer White</p>	<p>BL = Black Powder Coat</p> <p>WI = White Powder Coat</p> <p>LG = Light Grey Powder Coat</p> <p>POL = Polished Chrome</p> <p>BL = Black Powder Coat</p> <p>WI = White Powder Coat</p> <p>LG = Light Grey Powder Coat</p> <p>POL = Polished Chrome</p> <p>BL = Black Powder Coat</p> <p>WI = White Powder Coat</p> <p>LG = Light Grey Powder Coat</p> <p>POL = Polished Chrome</p>	<p>PC = With Power Cutout</p> <p>PN = No Power Cutout</p>

HTB01801R-1636.Top.Collar.Column.Base.Power Example: HTB01801R-1636.AH400.BL.AH400.BL.PN



Model	Dimensions		List Price	Top Options						
	OH	Diameter		Ash Veneer	Ash Solid	Walnut Veneer	Walnut Solid	Glass	Engineered Quartz	Solid Surface
Meki Coffee Table										
HTB01801R-1642	16	42	3750	+0	+1500	+150	+2500	+1200	+4425	+1950

Collar Options			Column Options				Base Options	
Powder Coat	Polished Chrome	Ash Veneer	Walnut Veneer	Powder Coat	Polished Chrome	Powder Coat	Polished Chrome	
+0	+425	+0	+100	+250	+375	+0	+325	



Note: Power must be ordered separately.
(see pages 42-43 for power options.)

Round | Ash Veneer Top | Powder Coat Collar and Base | Ash Column | No Power

PLEASE SPECIFY THE FOLLOWING TO ORDER:


MODEL NUMBER	TOP MATERIALS FINISH	METAL FINISH: COLLAR	POWER/DATA CAPABILITY:
	<p>Options for wood finishes: AH = Ash Veneer SAH = Solid Ash</p> <p>Options for wood finishes: NT = Walnut Veneer SNT = Solid Walnut</p> <p>Finish options for glass: G = Glass</p> <p>Options for engineered stone quartz: EQ = Engineered Quartz</p> <p>Options for solid surfaces: S = Solid Surface:</p>	<p>Options for metal: BL = Black Powder Coat WI = White Powder Coat LG = Light Grey Powder Coat POL = Polished Chrome</p> <p>COLUMN FINISH: Options for wood finish: <i>See finishes listed at left for Ash (AH), and Walnut (NT) veneer finishes.</i> AH = Ash Veneer NT = Walnut Veneer</p> <p>Options for metal finish: BL = Black Powder Coat WI = White Powder Coat LG = Light Grey Powder Coat POL = Polished Chrome</p> <p>METAL FINISH: BASE Options for metal finish: BL = Black Powder Coat WI = White Powder Coat LG = Light Grey Powder Coat POL = Polished Chrome</p>	<p>PC = With Power Cutout PN = No Power Cutout</p>
	<p>310 = Smoke Opaque 400 = Clear 402 = Black Opaque 403 = Grey Opaque 404 = Warm White Opaque 405 = Mist Opaque 406 = Denim Opaque 407 = Pewter Opaque 408 = Peppercorn Opaque 901 = Amber 902 = Designer White Opaque 911 = Warm Brick 929 = Nutmeg 937 = Bark 984 = Dark Roast 993 = Sumatra</p> <p>310 = Smoke Opaque 400 = Clear 402 = Black Opaque 403 = Grey Opaque 404 = Warm White Opaque 405 = Mist Opaque 406 = Denim Opaque 407 = Pewter Opaque 408 = Peppercorn Opaque 902 = Designer White Opaque 911 = Warm Brick 929 = Nutmeg 937 = Bark 984 = Dark Roast 993 = Sumatra</p> <p>W11 = White (back painted glass) BL1 = Black (back painted glass) CG1 = Cool Grey (back painted glass) WG1 = Warm Grey (back painted glass)</p> <p>CUI = Cumulous ST1 = Storm Grey</p> <p>DWI = Designer White</p>		

HTB01801R-1642.Top.Collar.Column.Base.Power Example: HTB01801R-1642.AH400.BL.AH400.BL.PN



Model	Dimensions		List Price	Top Options						
Meki Coffee Table	OH	Diameter		Ash Veneer	Ash Solid	Walnut Veneer	Walnut Solid	Glass	Engineered Quartz	Solid Surface
HTB01801R-1648	16	48	4925	+0	+1800	+175	+3100	+1600	+6425	+2700

Collar Options		Column Options				Base Options	
Powder Coat	Polished Chrome	Ash Veneer	Walnut Veneer	Powder Coat	Polished Chrome	Powder Coat	Polished Chrome
+0	+425	+0	+100	+300	+425	+0	+550



Note: Power must be ordered separately.
(see pages 42-43 for power options.)

Round | Ash Veneer Top | Powder Coat Collar and Base | Ash Column | No Power

PLEASE SPECIFY THE FOLLOWING TO ORDER:

MODEL NUMBER	TOP MATERIALS FINISH		METAL FINISH: COLLAR		POWER/DATA CAPABILITY:
	Options for wood finishes: AH = Ash Veneer SAH = Solid Ash	Options for wood finishes: NT = Walnut Veneer SNT = Solid Walnut	Finish options for glass: G = Glass W11 = White (back painted glass) BL1 = Black (back painted glass) CG1 = Cool Grey (back painted glass) WG1 = Warm Grey (back painted glass)	Options for metal: BL = Black Powder Coat WI = White Powder Coat LG = Light Grey Powder Coat POL = Polished Chrome	PC = With Power Cutout PN = No Power Cutout
	310 = Smoke Opaque 400 = Clear 402 = Black Opaque 403 = Grey Opaque 404 = Warm White Opaque 405 = Mist Opaque 406 = Denim Opaque 407 = Pewter Opaque 408 = Peppercorn Opaque 901 = Amber 902 = Designer White Opaque 911 = Warm Brick 929 = Nutmeg 937 = Bark 984 = Dark Roast 993 = Sumatra	310 = Smoke Opaque 400 = Clear 402 = Black Opaque 403 = Grey Opaque 404 = Warm White Opaque 405 = Mist Opaque 406 = Denim Opaque 407 = Pewter Opaque 408 = Peppercorn Opaque 902 = Designer White Opaque 911 = Warm Brick 929 = Nutmeg 937 = Bark 984 = Dark Roast 993 = Sumatra	Options for engineered stone quartz: EQ = Engineered Quartz CUI = Cumulus ST1 = Storm Grey Options for solid surfaces S = Solid Surface: DWI = Designer White	COLUMN FINISH: Options for wood finish: <i>See finishes listed at left for Ash (AH), and Walnut (NT) veneer finishes.</i> AH = Ash Veneer NT = Walnut Veneer Options for metal finish: BL = Black Powder Coat WI = White Powder Coat LG = Light Grey Powder Coat POL = Polished Chrome	
				METAL FINISH: BASE Options for metal finish: BL = Black Powder Coat WI = White Powder Coat LG = Light Grey Powder Coat POL = Polished Chrome	

HTB01801R-1648.Top.Collar.Column.Base.Power Example: HTB01801R-1648.AH400.BL.AH400.BL.PN



Model	Dimensions			List Price	Top Options						
	OH	OW	OD		Ash Veneer	Ash Solid	Walnut Veneer	Walnut Solid	Glass	Engineered Quartz	Solid Surface
Meki Coffee Table											
HTB01801Q-1620	16	20	20	2035	+0	+300	+50	+400	+100	+2025	+550

Collar Options		Column Options				Base Options	
Powder Coat	Polished Chrome	Ash Veneer	Walnut Veneer	Powder Coat	Polished Chrome	Powder Coat	Polished Chrome
+0	+425	+0	+100	+250	+375	+0	+325



Note: Power must be ordered separately.
(see pages 42-43 for power options.)

Soft Square | Ash Veneer Top | Powder Coat Collar and Base | Ash Column | No Power

PLEASE SPECIFY THE FOLLOWING TO ORDER:

MODEL NUMBER	TOP MATERIALS FINISH	METAL FINISH: COLLAR	POWER/DATA CAPABILITY:
	<p>Options for wood finishes: AH = Ash Veneer SAH = Solid Ash</p> <p>Options for wood finishes: NT = Walnut Veneer SNT = Solid Walnut</p> <p>Options for wood finishes: 310 = Smoke Opaque 400 = Clear 402 = Black Opaque 403 = Grey Opaque 404 = Warm White Opaque 405 = Mist Opaque 406 = Denim Opaque 407 = Pewter Opaque 408 = Peppercorn Opaque 901 = Amber 902 = Designer White Opaque 911 = Warm Brick 929 = Nutmeg 937 = Bark 984 = Dark Roast 993 = Sumatra</p> <p>Options for wood finishes: 310 = Smoke Opaque 400 = Clear 402 = Black Opaque 403 = Grey Opaque 404 = Warm White Opaque 405 = Mist Opaque 406 = Denim Opaque 407 = Pewter Opaque 408 = Peppercorn Opaque 902 = Designer White Opaque 911 = Warm Brick 929 = Nutmeg 937 = Bark 984 = Dark Roast 993 = Sumatra</p> <p>Finish options for glass: G = Glass W11 = White (back painted glass) BL1 = Black (back painted glass) CG1 = Cool Grey (back painted glass) WG1 = Warm Grey (back painted glass)</p> <p>Options for engineered stone quartz: EQ = Engineered Quartz CUI = Cumulus ST1 = Storm Grey</p> <p>Options for solid surfaces S = Solid Surface: DWI = Designer White</p>	<p>Options for metal: BL = Black Powder Coat WI = White Powder Coat LG = Light Grey Powder Coat POL = Polished Chrome</p> <p>COLUMN FINISH: Options for wood finish: <i>See finishes listed at left for Ash (AH), and Walnut (NT) veneer finishes.</i> AH = Ash Veneer NT = Walnut Veneer</p> <p>Options for metal finish: BL = Black Powder Coat WI = White Powder Coat LG = Light Grey Powder Coat POL = Polished Chrome</p> <p>METAL FINISH: BASE Options for metal finish: BL = Black Powder Coat WI = White Powder Coat LG = Light Grey Powder Coat POL = Polished Chrome</p>	<p>PC = With Power Cutout PN = No Power Cutout</p>

HTB01801Q-1620.Top.Collar.Column.Base.Power Example: HTB01801Q-1620.AH400.BL.AH400.BL.PN



Model	Dimensions			List Price	Top Options						
	OH	OW	OD		Ash Veneer	Ash Solid	Walnut Veneer	Walnut Solid	Glass	Engineered Quartz	Solid Surface
Meki Coffee Table											
HTB01801Q-1624	16	24	24	2355	+0	+600	+75	+800	+300	+2325	+750

Collar Options		Column Options				Base Options	
Powder Coat	Polished Chrome	Ash Veneer	Walnut Veneer	Powder Coat	Polished Chrome	Powder Coat	Polished Chrome
+0	+425	+0	+100	+250	+375	+0	+325



Note: Power must be ordered separately.
(see pages 42-43 for power options.)

Soft Square Coffee Table | Ash Veneer Top | Powder Coat Collar and Base | Ash Column | No Power

PLEASE SPECIFY THE FOLLOWING TO ORDER:

MODEL NUMBER	TOP MATERIALS FINISH	METAL FINISH: COLLAR	POWER/DATA CAPABILITY:
	<p>Options for wood finishes: AH = Ash Veneer SAH = Solid Ash</p> <p>Options for wood finishes: NT = Walnut Veneer SNT = Solid Walnut</p> <p>Options for wood finishes: 310 = Smoke Opaque 400 = Clear 402 = Black Opaque 403 = Grey Opaque 404 = Warm White Opaque 405 = Mist Opaque 406 = Denim Opaque 407 = Pewter Opaque 408 = Peppercorn Opaque 901 = Amber 902 = Designer White Opaque 911 = Warm Brick 929 = Nutmeg 937 = Bark 984 = Dark Roast 993 = Sumatra</p> <p>Options for wood finishes: 310 = Smoke Opaque 400 = Clear 402 = Black Opaque 403 = Grey Opaque 404 = Warm White Opaque 405 = Mist Opaque 406 = Denim Opaque 407 = Pewter Opaque 408 = Peppercorn Opaque 902 = Designer White Opaque 911 = Warm Brick 929 = Nutmeg 937 = Bark 984 = Dark Roast 993 = Sumatra</p> <p>Finish options for glass: G = Glass W11 = White (back painted glass) BL1 = Black (back painted glass) CG1 = Cool Grey (back painted glass) WG1 = Warm Grey (back painted glass)</p> <p>Options for engineered stone quartz: EQ = Engineered Quartz CUI = Cumulus ST1 = Storm Grey</p> <p>Options for solid surfaces S = Solid Surface: DWI = Designer White</p>	<p>Options for metal: BL = Black Powder Coat WI = White Powder Coat LG = Light Grey Powder Coat POL = Polished Chrome</p> <p>COLUMN FINISH: Options for wood finish: <i>See finishes listed at left for Ash (AH), and Walnut (NT) veneer finishes.</i> AH = Ash Veneer NT = Walnut Veneer</p> <p>Options for metal finish: BL = Black Powder Coat WI = White Powder Coat LG = Light Grey Powder Coat POL = Polished Chrome</p> <p>METAL FINISH: BASE Options for metal finish: BL = Black Powder Coat WI = White Powder Coat LG = Light Grey Powder Coat POL = Polished Chrome</p>	<p>PC = With Power Cutout PN = No Power Cutout</p>

HTB01801Q-1624.Top.Collar.Column.Base.Power Example: HTB01801Q-1624.AH400.BL.AH400.BL.PN



Model	Dimensions			List Price	Top Options						
	OH	OW	OD		Ash Veneer	Ash Solid	Walnut Veneer	Walnut Solid	Glass	Engineered Quartz	Solid Surface
Meki Coffee Table											
HTB01801Q-1630	16	30	30	2680	+0	+900	+100	+1300	+550	+2725	+1050

Collar Options		Column Options				Base Options	
Powder Coat	Polished Chrome	Ash Veneer	Walnut Veneer	Powder Coat	Polished Chrome	Powder Coat	Polished Chrome
+0	+425	+0	+100	+250	+375	+0	+325



Note: Power must be ordered separately.
(see pages 42-43 for power options.)

Soft Square | Ash Veneer Top | Powder Coat Collar and Base | Ash Column | No Power

PLEASE SPECIFY THE FOLLOWING TO ORDER:


MODEL NUMBER	TOP MATERIALS FINISH	METAL FINISH: COLLAR	POWER/DATA CAPABILITY:
	<p>Options for wood finishes: AH = Ash Veneer SAH = Solid Ash</p> <p>Options for wood finishes: NT = Walnut Veneer SNT = Solid Walnut</p> <p>Options for wood finishes: 310 = Smoke Opaque 400 = Clear 402 = Black Opaque 403 = Grey Opaque 404 = Warm White Opaque 405 = Mist Opaque 406 = Denim Opaque 407 = Pewter Opaque 408 = Peppercorn Opaque 901 = Amber 902 = Designer White Opaque 911 = Warm Brick 929 = Nutmeg 937 = Bark 984 = Dark Roast 993 = Sumatra</p> <p>Options for wood finishes: 310 = Smoke Opaque 400 = Clear 402 = Black Opaque 403 = Grey Opaque 404 = Warm White Opaque 405 = Mist Opaque 406 = Denim Opaque 407 = Pewter Opaque 408 = Peppercorn Opaque 902 = Designer White Opaque 911 = Warm Brick 929 = Nutmeg 937 = Bark 984 = Dark Roast 993 = Sumatra</p> <p>Finish options for glass: G = Glass W11 = White (back painted glass) BL1 = Black (back painted glass) CG1 = Cool Grey (back painted glass) WG1 = Warm Grey (back painted glass)</p> <p>Options for engineered stone quartz: EQ = Engineered Quartz CUI = Cumulus ST1 = Storm Grey</p> <p>Options for solid surfaces S = Solid Surface: DWI = Designer White</p>	<p>Options for metal: BL = Black Powder Coat WI = White Powder Coat LG = Light Grey Powder Coat POL = Polished Chrome</p> <p>COLUMN FINISH: Options for wood finish: <i>See finishes listed at left for Ash (AH), and Walnut (NT) veneer finishes.</i> AH = Ash Veneer NT = Walnut Veneer</p> <p>Options for metal finish: BL = Black Powder Coat WI = White Powder Coat LG = Light Grey Powder Coat POL = Polished Chrome</p> <p>METAL FINISH: BASE Options for metal finish: BL = Black Powder Coat WI = White Powder Coat LG = Light Grey Powder Coat POL = Polished Chrome</p>	<p>PC = With Power Cutout PN = No Power Cutout</p>

HTB01801Q-1630.Top.Collar.Column.Base.Power Example: HTB01801Q-1630.AH400.BL.AH400.BL.PN



Model	Dimensions			List Price	Top Options						
	OH	OW	OD		Ash Veneer	Ash Solid	Walnut Veneer	Walnut Solid	Glass	Engineered Quartz	Solid Surface
Meki Coffee Table HTB01801Q-1636	16	36	36	3215	+0	+1200	+125	+1900	+850	+3425	+1450

Collar Options		Column Options				Base Options	
Powder Coat	Polished Chrome	Ash Veneer	Walnut Veneer	Powder Coat	Polished Chrome	Powder Coat	Polished Chrome
+0	+425	+0	+100	+250	+375	+0	+325



Note: Power must be ordered separately.
(see pages 42-43 for power options.)

Soft Square | Ash Veneer Top | Powder Coat Collar and Base | Ash Column | No Power

PLEASE SPECIFY THE FOLLOWING TO ORDER:

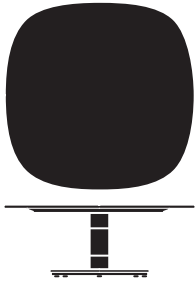
MODEL NUMBER	TOP MATERIALS FINISH	METAL FINISH: COLLAR	POWER/DATA CAPABILITY:
	<p>Options for wood finishes: AH = Ash Veneer SAH = Solid Ash</p> <p>Options for wood finishes: NT = Walnut Veneer SNT = Solid Walnut</p> <p>Options for wood finishes: 310 = Smoke Opaque 400 = Clear 402 = Black Opaque 403 = Grey Opaque 404 = Warm White Opaque 405 = Mist Opaque 406 = Denim Opaque 407 = Pewter Opaque 408 = Peppercorn Opaque 901 = Amber 902 = Designer White Opaque 911 = Warm Brick 929 = Nutmeg 937 = Bark 984 = Dark Roast 993 = Sumatra</p> <p>Options for wood finishes: 310 = Smoke Opaque 400 = Clear 402 = Black Opaque 403 = Grey Opaque 404 = Warm White Opaque 405 = Mist Opaque 406 = Denim Opaque 407 = Pewter Opaque 408 = Peppercorn Opaque 902 = Designer White Opaque 911 = Warm Brick 929 = Nutmeg 937 = Bark 984 = Dark Roast 993 = Sumatra</p> <p>Finish options for glass: G = Glass W11 = White (back painted glass) BL1 = Black (back painted glass) CG1 = Cool Grey (back painted glass) WG1 = Warm Grey (back painted glass)</p> <p>Options for engineered stone quartz: EQ = Engineered Quartz CUI = Cumulus ST1 = Storm Grey</p> <p>Options for solid surfaces S = Solid Surface: DWI = Designer White</p>	<p>Options for metal: BL = Black Powder Coat WI = White Powder Coat LG = Light Grey Powder Coat POL = Polished Chrome</p> <p>COLUMN FINISH: Options for wood finish: <i>See finishes listed at left for Ash (AH), and Walnut (NT) veneer finishes.</i> AH = Ash Veneer NT = Walnut Veneer</p> <p>Options for metal finish: BL = Black Powder Coat WI = White Powder Coat LG = Light Grey Powder Coat POL = Polished Chrome</p> <p>METAL FINISH: BASE Options for metal finish: BL = Black Powder Coat WI = White Powder Coat LG = Light Grey Powder Coat POL = Polished Chrome</p>	<p>PC = With Power Cutout PN = No Power Cutout</p>

HTB01801Q-1636.Top.Collar.Column.Base.Power Example: HTB01801Q-1636.AH400.BL.AH400.BL.PN



Model	Dimensions			List Price	Top Options						
	OH	OW	OD		Ash Veneer	Ash Solid	Walnut Veneer	Walnut Solid	Glass	Engineered Quartz	Solid Surface
Meki Coffee Table											
HTB01801Q-1642	16	42	42	3750	+0	+1500	+150	+2500	+1200	+4425	+1950

Collar Options		Column Options				Base Options	
Powder Coat	Polished Chrome	Ash Veneer	Walnut Veneer	Powder Coat	Polished Chrome	Powder Coat	Polished Chrome
+0	+425	+0	+100	+250	+375	+0	+325



Note: Power must be ordered separately.
(see pages 42-43 for power options.)

Soft Square | Ash Veneer Top | Powder Coat Collar and Base | Ash Column | No Power

PLEASE SPECIFY THE FOLLOWING TO ORDER:


MODEL NUMBER	TOP MATERIALS FINISH	METAL FINISH: COLLAR	POWER/DATA CAPABILITY:
	<p>Options for wood finishes: AH = Ash Veneer SAH = Solid Ash</p> <p>Options for wood finishes: NT = Walnut Veneer SNT = Solid Walnut</p> <p>Options for wood finishes: 310 = Smoke Opaque 400 = Clear 402 = Black Opaque 403 = Grey Opaque 404 = Warm White Opaque 405 = Mist Opaque 406 = Denim Opaque 407 = Pewter Opaque 408 = Peppercorn Opaque 901 = Amber 902 = Designer White Opaque 911 = Warm Brick 929 = Nutmeg 937 = Bark 984 = Dark Roast 993 = Sumatra</p> <p>Options for wood finishes: 310 = Smoke Opaque 400 = Clear 402 = Black Opaque 403 = Grey Opaque 404 = Warm White Opaque 405 = Mist Opaque 406 = Denim Opaque 407 = Pewter Opaque 408 = Peppercorn Opaque 902 = Designer White Opaque 911 = Warm Brick 929 = Nutmeg 937 = Bark 984 = Dark Roast 993 = Sumatra</p> <p>Finish options for glass: G = Glass W11 = White (back painted glass) BL1 = Black (back painted glass) CG1 = Cool Grey (back painted glass) WG1 = Warm Grey (back painted glass)</p> <p>Options for engineered stone quartz: EQ = Engineered Quartz CUI = Cumulus ST1 = Storm Grey</p> <p>Options for solid surfaces S = Solid Surface: DWI = Designer White</p>	<p>Options for metal: BL = Black Powder Coat WI = White Powder Coat LG = Light Grey Powder Coat POL = Polished Chrome</p> <p>COLUMN FINISH: Options for wood finish: <i>See finishes listed at left for Ash (AH), and Walnut (NT) veneer finishes.</i> AH = Ash Veneer NT = Walnut Veneer</p> <p>Options for metal finish: BL = Black Powder Coat WI = White Powder Coat LG = Light Grey Powder Coat POL = Polished Chrome</p> <p>METAL FINISH: BASE Options for metal finish: BL = Black Powder Coat WI = White Powder Coat LG = Light Grey Powder Coat POL = Polished Chrome</p>	<p>PC = With Power Cutout PN = No Power Cutout</p>

HTB01801Q-1642.Top.Collar.Column.Base.Power Example: HTB01801Q-1642.AH400.BL.AH400.BL.PN



Model	Dimensions			List Price	Top Options						
	OH	OW	OD		Ash Veneer	Ash Solid	Walnut Veneer	Walnut Solid	Glass	Engineered Quartz	Solid Surface
Meki Coffee Table											
HTB01801Q-1648	16	48	48	4925	+0	+1800	+175	+3100	+1600	+6425	+2700

Collar Options		Column Options				Base Options	
Powder Coat	Polished Chrome	Ash Veneer	Walnut Veneer	Powder Coat	Polished Chrome	Powder Coat	Polished Chrome
+0	+425	+0	+100	+300	+425	+0	+550



Note: Power must be ordered separately.
(see pages 42-43 for power options.)

Soft Square | Ash Veneer Top | Powder Coat Collar and Base | Ash Column | No Power

PLEASE SPECIFY THE FOLLOWING TO ORDER:

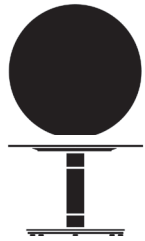
MODEL NUMBER	TOP MATERIALS FINISH	METAL FINISH: COLLAR	POWER/DATA CAPABILITY:
	<p>Options for wood finishes: AH = Ash Veneer SAH = Solid Ash</p> <p>Options for wood finishes: NT = Walnut Veneer SNT = Solid Walnut</p> <p>Options for wood finishes: 310 = Smoke Opaque 400 = Clear 402 = Black Opaque 403 = Grey Opaque 404 = Warm White Opaque 405 = Mist Opaque 406 = Denim Opaque 407 = Pewter Opaque 408 = Peppercorn Opaque 901 = Amber 902 = Designer White Opaque 911 = Warm Brick 929 = Nutmeg 937 = Bark 984 = Dark Roast 993 = Sumatra</p> <p>Options for wood finishes: 310 = Smoke Opaque 400 = Clear 402 = Black Opaque 403 = Grey Opaque 404 = Warm White Opaque 405 = Mist Opaque 406 = Denim Opaque 407 = Pewter Opaque 408 = Peppercorn Opaque 902 = Designer White Opaque 911 = Warm Brick 929 = Nutmeg 937 = Bark 984 = Dark Roast 993 = Sumatra</p> <p>Finish options for glass: G = Glass W11 = White (back painted glass) BL1 = Black (back painted glass) CG1 = Cool Grey (back painted glass) WG1 = Warm Grey (back painted glass)</p> <p>Options for engineered stone quartz: EQ = Engineered Quartz CUI = Cumulus ST1 = Storm Grey</p> <p>Options for solid surfaces S = Solid Surface: DWI = Designer White</p>	<p>Options for metal: BL = Black Powder Coat WI = White Powder Coat LG = Light Grey Powder Coat POL = Polished Chrome</p> <p>COLUMN FINISH: Options for wood finish: <i>See finishes listed at left for Ash (AH), and Walnut (NT) veneer finishes.</i> AH = Ash Veneer NT = Walnut Veneer</p> <p>Options for metal finish: BL = Black Powder Coat WI = White Powder Coat LG = Light Grey Powder Coat POL = Polished Chrome</p> <p>METAL FINISH: BASE Options for metal finish: BL = Black Powder Coat WI = White Powder Coat LG = Light Grey Powder Coat POL = Polished Chrome</p>	<p>PC = With Power Cutout PN = No Power Cutout</p>

HTB01801Q-1648.Top.Collar.Column.Base.Power Example: HTB01801Q-1648.AH400.BL.AH400.BL.PN



Model	Dimensions		List Price	Top Options						
	OH	Diameter		Ash Veneer	Ash Solid	Walnut Veneer	Walnut Solid	Glass	Engineered Quartz	Solid Surface
Meki Side Table										
HTB01801R-2030	20	30	2730	+0	+900	+100	+1300	+550	+2725	+1050

Collar Options		Column Options				Base Options	
Powder Coat	Polished Chrome	Ash Veneer	Walnut Veneer	Powder Coat	Polished Chrome	Powder Coat	Polished Chrome
+0	+425	+0	+100	+250	+375	+0	+325



Note: Power must be ordered separately.
(see pages 42-43 for power options.)

Round | Ash Veneer Top | Powder Coat Collar and Base | Ash Column | No Power

PLEASE SPECIFY THE FOLLOWING TO ORDER:


MODEL NUMBER	TOP MATERIALS FINISH	METAL FINISH: COLLAR	POWER/DATA CAPABILITY:
	<p>Options for wood finishes: AH = Ash Veneer SAH = Solid Ash</p> <p>Options for wood finishes: NT = Walnut Veneer SNT = Solid Walnut</p> <p>Options for wood finishes: 310 = Smoke Opaque 400 = Clear 402 = Black Opaque 403 = Grey Opaque 404 = Warm White Opaque 405 = Mist Opaque 406 = Denim Opaque 407 = Pewter Opaque 408 = Peppercorn Opaque 901 = Amber 902 = Designer White Opaque 911 = Warm Brick 929 = Nutmeg 937 = Bark 984 = Dark Roast 993 = Sumatra</p> <p>Options for wood finishes: 310 = Smoke Opaque 400 = Clear 402 = Black Opaque 403 = Grey Opaque 404 = Warm White Opaque 405 = Mist Opaque 406 = Denim Opaque 407 = Pewter Opaque 408 = Peppercorn Opaque 902 = Designer White Opaque 911 = Warm Brick 929 = Nutmeg 937 = Bark 984 = Dark Roast 993 = Sumatra</p> <p>Finish options for glass: G = Glass W11 = White (back painted glass) BL1 = Black (back painted glass) CG1 = Cool Grey (back painted glass) WG1 = Warm Grey (back painted glass)</p> <p>Options for engineered stone quartz: EQ = Engineered Quartz CUI = Cumulus ST1 = Storm Grey</p> <p>Options for solid surfaces S = Solid Surface: DWI = Designer White</p>	<p>Options for metal: BL = Black Powder Coat WI = White Powder Coat LG = Light Grey Powder Coat POL = Polished Chrome</p> <p>COLUMN FINISH: Options for wood finish: <i>See finishes listed at left for Ash (AH), and Walnut (NT) veneer finishes.</i> AH = Ash Veneer NT = Walnut Veneer</p> <p>Options for metal finish: BL = Black Powder Coat WI = White Powder Coat LG = Light Grey Powder Coat POL = Polished Chrome</p> <p>METAL FINISH: BASE Options for metal finish: BL = Black Powder Coat WI = White Powder Coat LG = Light Grey Powder Coat POL = Polished Chrome</p>	<p>PC = With Power Cutout PN = No Power Cutout</p>

HTB01801R-2030.Top.Collar.Column.Base.Power Example: HTB01801R-2030.AH400.BL.AH400.BL.PN



Model	Dimensions		List Price	Top Options						
	OH	Diameter		Ash Veneer	Ash Solid	Walnut Veneer	Walnut Solid	Glass	Engineered Quartz	Solid Surface
Meki Coffee Table HTB01801R-2036	20	36	3265	+0	+1200	+125	+1900	+850	+3425	+1450

Collar Options		Column Options				Base Options	
Powder Coat	Polished Chrome	Ash Veneer	Walnut Veneer	Powder Coat	Polished Chrome	Powder Coat	Polished Chrome
+0	+425	+0	+100	+250	+375	+0	+325



Note: Power must be ordered separately.
(see pages 42-43 for power options.)

Round | Ash Veneer Top | Powder Coat Collar and Base | Ash Column | No Power

PLEASE SPECIFY THE FOLLOWING TO ORDER:


MODEL NUMBER	TOP MATERIALS FINISH	METAL FINISH: COLLAR	POWER/DATA CAPABILITY:
	<p>Options for wood finishes: AH = Ash Veneer SAH = Solid Ash</p> <p>Options for wood finishes: NT = Walnut Veneer SNT = Solid Walnut</p> <p>Options for wood finishes: 310 = Smoke Opaque 400 = Clear 402 = Black Opaque 403 = Grey Opaque 404 = Warm White Opaque 405 = Mist Opaque 406 = Denim Opaque 407 = Pewter Opaque 408 = Peppercorn Opaque 901 = Amber 902 = Designer White Opaque 911 = Warm Brick 929 = Nutmeg 937 = Bark 984 = Dark Roast 993 = Sumatra</p> <p>Options for wood finishes: 310 = Smoke Opaque 400 = Clear 402 = Black Opaque 403 = Grey Opaque 404 = Warm White Opaque 405 = Mist Opaque 406 = Denim Opaque 407 = Pewter Opaque 408 = Peppercorn Opaque 902 = Designer White Opaque 911 = Warm Brick 929 = Nutmeg 937 = Bark 984 = Dark Roast 993 = Sumatra</p> <p>Finish options for glass: G = Glass W11 = White (back painted glass) BL1 = Black (back painted glass) CG1 = Cool Grey (back painted glass) WG1 = Warm Grey (back painted glass)</p> <p>Options for engineered stone quartz: EQ = Engineered Quartz CUI = Cumulus ST1 = Storm Grey</p> <p>Options for solid surfaces S = Solid Surface: DWI = Designer White</p>	<p>Options for metal: BL = Black Powder Coat WI = White Powder Coat LG = Light Grey Powder Coat POL = Polished Chrome</p> <p>COLUMN FINISH: Options for wood finish: <i>See finishes listed at left for Ash (AH), and Walnut (NT) veneer finishes.</i> AH = Ash Veneer NT = Walnut Veneer</p> <p>Options for metal finish: BL = Black Powder Coat WI = White Powder Coat LG = Light Grey Powder Coat POL = Polished Chrome</p> <p>METAL FINISH: BASE Options for metal finish: BL = Black Powder Coat WI = White Powder Coat LG = Light Grey Powder Coat POL = Polished Chrome</p>	<p>PC = With Power Cutout PN = No Power Cutout</p>

HTB01801R-2036.Top.Collar.Column.Base.Power Example: HTB01801R-2036.AH400.BL.AH400.BL.PN



Model	Dimensions		List Price	Top Options						
	OH	Diameter		Ash Veneer	Ash Solid	Walnut Veneer	Walnut Solid	Glass	Engineered Quartz	Solid Surface
Meki Side Table										
HTB01801R-2042	20	42	3800	+0	+1500	+150	+2500	+1200	+4425	+1950

Collar Options		Column Options				Base Options	
Powder Coat	Polished Chrome	Ash Veneer	Walnut Veneer	Powder Coat	Polished Chrome	Powder Coat	Polished Chrome
+0	+425	+0	+100	+250	+375	+0	+325



Note: Power must be ordered separately.
(see pages 42-43 for power options.)

Round | Ash Veneer Top | Powder Coat Collar and Base | Ash Column | No Power

PLEASE SPECIFY THE FOLLOWING TO ORDER:


MODEL NUMBER	TOP MATERIALS FINISH	METAL FINISH: COLLAR	POWER/DATA CAPABILITY:
	<p>Options for wood finishes: AH = Ash Veneer SAH = Solid Ash</p> <p>Options for wood finishes: NT = Walnut Veneer SNT = Solid Walnut</p> <p>Options for wood finishes: 310 = Smoke Opaque 400 = Clear 402 = Black Opaque 403 = Grey Opaque 404 = Warm White Opaque 405 = Mist Opaque 406 = Denim Opaque 407 = Pewter Opaque 408 = Peppercorn Opaque 901 = Amber 902 = Designer White Opaque 911 = Warm Brick 929 = Nutmeg 937 = Bark 984 = Dark Roast 993 = Sumatra</p> <p>Options for wood finishes: 310 = Smoke Opaque 400 = Clear 402 = Black Opaque 403 = Grey Opaque 404 = Warm White Opaque 405 = Mist Opaque 406 = Denim Opaque 407 = Pewter Opaque 408 = Peppercorn Opaque 902 = Designer White Opaque 911 = Warm Brick 929 = Nutmeg 937 = Bark 984 = Dark Roast 993 = Sumatra</p> <p>Finish options for glass: G = Glass W11 = White (back painted glass) BL1 = Black (back painted glass) CG1 = Cool Grey (back painted glass) WG1 = Warm Grey (back painted glass)</p> <p>Options for engineered stone quartz: EQ = Engineered Quartz CUI = Cumulous ST1 = Storm Grey</p> <p>Options for solid surfaces S = Solid Surface: DWI = Designer White</p>	<p>Options for metal: BL = Black Powder Coat WI = White Powder Coat LG = Light Grey Powder Coat POL = Polished Chrome</p> <p>COLUMN FINISH: Options for wood finish: <i>See finishes listed at left for Ash (AH), and Walnut (NT) veneer finishes.</i> AH = Ash Veneer NT = Walnut Veneer</p> <p>Options for metal finish: BL = Black Powder Coat WI = White Powder Coat LG = Light Grey Powder Coat POL = Polished Chrome</p> <p>METAL FINISH: BASE Options for metal finish: BL = Black Powder Coat WI = White Powder Coat LG = Light Grey Powder Coat POL = Polished Chrome</p>	<p>PC = With Power Cutout PN = No Power Cutout</p>

HTB01801R-2042.Top.Collar.Column.Base.Power Example: HTB01801R-2042.AH400.BL.AH400.BL.PN



Model	Dimensions		List Price	Top Options						
Meki Side Table	OH	Diameter		Ash Veneer	Ash Solid	Walnut Veneer	Walnut Solid	Glass	Engineered Quartz	Solid Surface
HTB01801R-2048	20	48	4980	+0	+1800	+175	+3100	+1600	+6425	+2700

Collar Options		Column Options				Base Options	
Powder Coat	Polished Chrome	Ash Veneer	Walnut Veneer	Powder Coat	Polished Chrome	Powder Coat	Polished Chrome
+0	+425	+0	+100	+300	+425	+0	+550



Note: Power must be ordered separately.
(see pages 42-43 for power options.)

Round | Ash Veneer Top | Powder Coat Collar and Base | Ash Column | No Power

PLEASE SPECIFY THE FOLLOWING TO ORDER:


MODEL NUMBER	TOP MATERIALS FINISH	METAL FINISH: COLLAR	POWER/DATA CAPABILITY:
	<p>Options for wood finishes: AH = Ash Veneer SAH = Solid Ash</p> <p>Options for wood finishes: NT = Walnut Veneer SNT = Solid Walnut</p> <p>Options for wood finishes: 310 = Smoke Opaque 400 = Clear 402 = Black Opaque 403 = Grey Opaque 404 = Warm White Opaque 405 = Mist Opaque 406 = Denim Opaque 407 = Pewter Opaque 408 = Peppercorn Opaque 901 = Amber 902 = Designer White Opaque 911 = Warm Brick 929 = Nutmeg 937 = Bark 984 = Dark Roast 993 = Sumatra</p>	<p>Options for wood finish: See finishes listed at left for Ash (AH), and Walnut (NT) veneer finishes. AH = Ash Veneer NT = Walnut Veneer</p> <p>Options for metal finish: BL = Black Powder Coat WI = White Powder Coat LG = Light Grey Powder Coat POL = Polished Chrome</p>	<p>Options for metal: BL = Black Powder Coat WI = White Powder Coat LG = Light Grey Powder Coat POL = Polished Chrome</p> <p>Options for metal finish: BL = Black Powder Coat WI = White Powder Coat LG = Light Grey Powder Coat POL = Polished Chrome</p>
	<p>Options for wood finishes: 310 = Smoke Opaque 400 = Clear 402 = Black Opaque 403 = Grey Opaque 404 = Warm White Opaque 405 = Mist Opaque 406 = Denim Opaque 407 = Pewter Opaque 408 = Peppercorn Opaque 902 = Designer White Opaque 911 = Warm Brick 929 = Nutmeg 937 = Bark 984 = Dark Roast 993 = Sumatra</p>	<p>Options for metal finish: BL = Black Powder Coat WI = White Powder Coat LG = Light Grey Powder Coat POL = Polished Chrome</p>	<p>Options for metal finish: BL = Black Powder Coat WI = White Powder Coat LG = Light Grey Powder Coat POL = Polished Chrome</p>

HTB01801R-2048.Top.Collar.Column.Base.Power Example: HTB01801R-2048.AH400.BL.AH400.BL.PN



Model	Dimensions		List Price	Top Options						
	OH	Diameter		Ash Veneer	Ash Solid	Walnut Veneer	Walnut Solid	Glass	Engineered Quartz	Solid Surface
Meki Side Table										
HTB01801R-2054	20	54	5520	+0	+2200	+275	+4100	+2050	+8925	+3700

Collar Options		Column Options				Base Options	
Powder Coat	Polished Chrome	Ash Veneer	Walnut Veneer	Powder Coat	Polished Chrome	Powder Coat	Polished Chrome
+0	+425	+0	+100	+300	+425	+0	+550



Note: Power must be ordered separately.
(see pages 42-43 for power options.)

Round | Ash Veneer Top | Powder Coat Collar and Base | Ash Column | No Power

PLEASE SPECIFY THE FOLLOWING TO ORDER:


MODEL NUMBER	TOP MATERIALS FINISH	METAL FINISH: COLLAR	POWER/DATA CAPABILITY:	
	<p>Options for wood finishes: AH = Ash Veneer SAH = Solid Ash</p> <p>Options for wood finishes: NT = Walnut Veneer SNT = Solid Walnut</p> <p>Options for wood finishes: 310 = Smoke Opaque 400 = Clear 402 = Black Opaque 403 = Grey Opaque 404 = Warm White Opaque 405 = Mist Opaque 406 = Denim Opaque 407 = Pewter Opaque 408 = Peppercorn Opaque 901 = Amber 902 = Designer White Opaque 911 = Warm Brick 929 = Nutmeg 937 = Bark 984 = Dark Roast 993 = Sumatra</p>	<p>Finish options for glass: G = Glass W11 = White (back painted glass) BL1 = Black (back painted glass) CG1 = Cool Grey (back painted glass) WG1 = Warm Grey (back painted glass)</p> <p>Options for engineered stone quartz: EQ = Engineered Quartz CUI = Cumulus ST1 = Storm Grey</p> <p>Options for solid surfaces: S = Solid Surface: DWI = Designer White</p>	<p>Options for metal: BL = Black Powder Coat WI = White Powder Coat LG = Light Grey Powder Coat POL = Polished Chrome</p> <p>COLUMN FINISH: Options for wood finish: <i>See finishes listed at left for Ash (AH), and Walnut (NT) veneer finishes.</i> AH = Ash Veneer NT = Walnut Veneer</p> <p>Options for metal finish: BL = Black Powder Coat WI = White Powder Coat LG = Light Grey Powder Coat POL = Polished Chrome</p> <p>METAL FINISH: BASE Options for metal finish: BL = Black Powder Coat WI = White Powder Coat LG = Light Grey Powder Coat POL = Polished Chrome</p>	<p>PC = With Power Cutout PN = No Power Cutout</p>

HTB01801R-2054.Top.Collar.Column.Base.Power Example: HTB01801R-2054.AH400.BL.AH400.BL.PN



Model	Dimensions		List Price	Top Options						
	OH	Diameter		Ash Veneer	Ash Solid	Walnut Veneer	Walnut Solid	Glass	Engineered Quartz	Solid Surface
Meki Side Table										
HTB01801R-2060	20	60	6695	+0	+2700	+400	+5300	+2550	+11,925	+4950

Collar Options		Column Options				Base Options	
Powder Coat	Polished Chrome	Ash Veneer	Walnut Veneer	Powder Coat	Polished Chrome	Powder Coat	Polished Chrome
+0	+425	+0	+100	+350	+475	+0	+670



*Note: Power must be ordered separately.
(see pages 42-43 for power options.)*

Round | Ash Veneer Top | Powder Coat Collar and Base | Ash Column | No Power

PLEASE SPECIFY THE FOLLOWING TO ORDER:

MODEL NUMBER	TOP MATERIALS FINISH			METAL FINISH: COLLAR		POWER/DATA CAPABILITY:
	Options for wood finishes: AH = Ash Veneer SAH = Solid Ash	Options for wood finishes: NT = Walnut Veneer SNT = Solid Walnut	Finish options for glass: G = Glass W11 = White (back painted glass) BL1 = Black (back painted glass) CG1 = Cool Grey (back painted glass) WG1 = Warm Grey (back painted glass)	Options for metal: BL = Black Powder Coat WI = White Powder Coat LG = Light Grey Powder Coat POL = Polished Chrome		PC = With Power Cutout PN = No Power Cutout
	310 = Smoke Opaque 400 = Clear 402 = Black Opaque 403 = Grey Opaque 404 = Warm White Opaque 405 = Mist Opaque 406 = Denim Opaque 407 = Pewter Opaque 408 = Peppercorn Opaque 901 = Amber 902 = Designer White Opaque 911 = Warm Brick 929 = Nutmeg 937 = Bark 984 = Dark Roast 993 = Sumatra	310 = Smoke Opaque 400 = Clear 402 = Black Opaque 403 = Grey Opaque 404 = Warm White Opaque 405 = Mist Opaque 406 = Denim Opaque 407 = Pewter Opaque 408 = Peppercorn Opaque 902 = Designer White Opaque 911 = Warm Brick 929 = Nutmeg 937 = Bark 984 = Dark Roast 993 = Sumatra	Options for engineered stone quartz: EQ = Engineered Quartz CUI = Cumulus ST1 = Storm Grey Options for solid surfaces S = Solid Surface: DWI = Designer White	Options for wood finish: <i>See finishes listed at left for Ash (AH), and Walnut (NT) veneer finishes.</i> AH = Ash Veneer NT = Walnut Veneer Options for metal finish: BL = Black Powder Coat WI = White Powder Coat LG = Light Grey Powder Coat POL = Polished Chrome		
				METAL FINISH: BASE Options for metal finish: BL = Black Powder Coat WI = White Powder Coat LG = Light Grey Powder Coat POL = Polished Chrome		

HTB01801R-2060.Top.Collar.Column.Base.Power Example: HTB01801R-2060.AH400.BL.AH400.BL.PN



Model	Dimensions			List Price	Top Options						
	OH	OW	OD		Ash Veneer	Ash Solid	Walnut Veneer	Walnut Solid	Glass	Engineered Quartz	Solid Surface
Meki Side Table											
HTB01801Q-2030	20	30	30	2730	+0	+900	+100	+1300	+550	+2725	+1050

Collar Options		Column Options				Base Options	
Powder Coat	Polished Chrome	Ash Veneer	Walnut Veneer	Powder Coat	Polished Chrome	Powder Coat	Polished Chrome
+0	+425	+0	+100	+250	+375	+0	+325



*Note: Power must be ordered separately.
(see pages 42-43 for power options.)*

Soft Square | Ash Veneer Top | Powder Coat Collar and Base | Ash Column | No Power

PLEASE SPECIFY THE FOLLOWING TO ORDER:


MODEL NUMBER	TOP MATERIALS FINISH	METAL FINISH: COLLAR	POWER/DATA CAPABILITY:
	<p>Options for wood finishes: AH = Ash Veneer SAH = Solid Ash</p> <p>Options for wood finishes: NT = Walnut Veneer SNT = Solid Walnut</p> <p>Options for wood finishes: 310 = Smoke Opaque 400 = Clear 402 = Black Opaque 403 = Grey Opaque 404 = Warm White Opaque 405 = Mist Opaque 406 = Denim Opaque 407 = Pewter Opaque 408 = Peppercorn Opaque 901 = Amber 902 = Designer White Opaque 911 = Warm Brick 929 = Nutmeg 937 = Bark 984 = Dark Roast 993 = Sumatra</p> <p>Options for wood finishes: 310 = Smoke Opaque 400 = Clear 402 = Black Opaque 403 = Grey Opaque 404 = Warm White Opaque 405 = Mist Opaque 406 = Denim Opaque 407 = Pewter Opaque 408 = Peppercorn Opaque 902 = Designer White Opaque 911 = Warm Brick 929 = Nutmeg 937 = Bark 984 = Dark Roast 993 = Sumatra</p> <p>Finish options for glass: G = Glass W11 = White (back painted glass) BL1 = Black (back painted glass) CG1 = Cool Grey (back painted glass) WG1 = Warm Grey (back painted glass)</p> <p>Options for engineered stone quartz: EQ = Engineered Quartz CUI = Cumulus ST1 = Storm Grey</p> <p>Options for solid surfaces S = Solid Surface: DWI = Designer White</p>	<p>Options for metal: BL = Black Powder Coat WI = White Powder Coat LG = Light Grey Powder Coat POL = Polished Chrome</p> <p>COLUMN FINISH: Options for wood finish: <i>See finishes listed at left for Ash (AH), and Walnut (NT) veneer finishes.</i> AH = Ash Veneer NT = Walnut Veneer</p> <p>Options for metal finish: BL = Black Powder Coat WI = White Powder Coat LG = Light Grey Powder Coat POL = Polished Chrome</p> <p>METAL FINISH: BASE Options for metal finish: BL = Black Powder Coat WI = White Powder Coat LG = Light Grey Powder Coat POL = Polished Chrome</p>	<p>PC = With Power Cutout PN = No Power Cutout</p>

HTB01801Q-2030.Top.Collar.Column.Base.Power Example: HTB01801Q-2030.AH400.BL.AH400.BL.PN



Model	Dimensions			List Price	Top Options						
	OH	OW	OD		Ash Veneer	Ash Solid	Walnut Veneer	Walnut Solid	Glass	Engineered Quartz	Solid Surface
Meki Side Table											
HTB01801Q-2036	20	36	36	3265	+0	+1200	+125	+1900	+850	+3425	+1450

Collar Options		Column Options				Base Options	
Powder Coat	Polished Chrome	Ash Veneer	Walnut Veneer	Powder Coat	Polished Chrome	Powder Coat	Polished Chrome
+0	+425	+0	+100	+250	+375	+0	+325



Note: Power must be ordered separately.
(see pages 42-43 for power options.)

Soft Square | Ash Veneer Top | Powder Coat Collar and Base | Ash Column | No Power

PLEASE SPECIFY THE FOLLOWING TO ORDER:

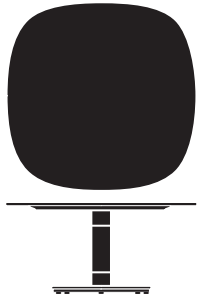
MODEL NUMBER	TOP MATERIALS FINISH	METAL FINISH: COLLAR	POWER/DATA CAPABILITY:	
	<p>Options for wood finishes: AH = Ash Veneer SAH = Solid Ash</p> <p>Options for wood finishes: NT = Walnut Veneer SNT = Solid Walnut</p> <p>Options for wood finishes: 310 = Smoke Opaque 400 = Clear 402 = Black Opaque 403 = Grey Opaque 404 = Warm White Opaque 405 = Mist Opaque 406 = Denim Opaque 407 = Pewter Opaque 408 = Peppercorn Opaque 901 = Amber 902 = Designer White Opaque 911 = Warm Brick 929 = Nutmeg 937 = Bark 984 = Dark Roast 993 = Sumatra</p>	<p>Finish options for glass: G = Glass W11 = White (back painted glass) BL1 = Black (back painted glass) CG1 = Cool Grey (back painted glass) WG1 = Warm Grey (back painted glass)</p> <p>Options for engineered stone quartz: EQ = Engineered Quartz CUI = Cumulus ST1 = Storm Grey</p> <p>Options for solid surfaces S = Solid Surface: DWI = Designer White</p>	<p>Options for metal: BL = Black Powder Coat WI = White Powder Coat LG = Light Grey Powder Coat POL = Polished Chrome</p> <p>COLUMN FINISH: Options for wood finish: <i>See finishes listed at left for Ash (AH), and Walnut (NT) veneer finishes.</i> AH = Ash Veneer NT = Walnut Veneer</p> <p>Options for metal finish: BL = Black Powder Coat WI = White Powder Coat LG = Light Grey Powder Coat POL = Polished Chrome</p> <p>METAL FINISH: BASE Options for metal finish: BL = Black Powder Coat WI = White Powder Coat LG = Light Grey Powder Coat POL = Polished Chrome</p>	<p>Options for metal: PC = With Power Cutout PN = No Power Cutout</p>

HTB01801Q-2036.Top.Collar.Column.Base.Power Example: HTB01801Q-2036.AH400.BL.AH400.BL.PN



Model	Dimensions			List Price	Top Options						
Meki Side Table	OH	OW	OD		Ash Veneer	Ash Solid	Walnut Veneer	Walnut Solid	Glass	Engineered Quartz	Solid Surface
HTB01801Q-2042	20	42	42	3800	+0	+1500	+150	+2500	+1200	+4425	+1950

Collar Options		Column Options				Base Options	
Powder Coat	Polished Chrome	Ash Veneer	Walnut Veneer	Powder Coat	Polished Chrome	Powder Coat	Polished Chrome
+0	+425	+0	+100	+250	+375	+0	+325



Note: Power must be ordered separately.
(see pages 42-43 for power options.)

Soft Square | Ash Veneer Top | Powder Coat Collar and Base | Ash Column | No Power

PLEASE SPECIFY THE FOLLOWING TO ORDER:

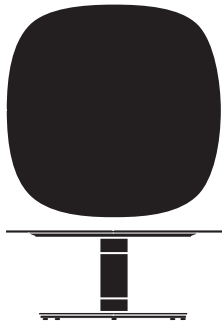
MODEL NUMBER	TOP MATERIALS FINISH	METAL FINISH: COLLAR	POWER/DATA CAPABILITY:
	<p>Options for wood finishes: AH = Ash Veneer SAH = Solid Ash</p> <p>Options for wood finishes: NT = Walnut Veneer SNT = Solid Walnut</p> <p>Options for wood finishes: 310 = Smoke Opaque 400 = Clear 402 = Black Opaque 403 = Grey Opaque 404 = Warm White Opaque 405 = Mist Opaque 406 = Denim Opaque 407 = Pewter Opaque 408 = Peppercorn Opaque 901 = Amber 902 = Designer White Opaque 911 = Warm Brick 929 = Nutmeg 937 = Bark 984 = Dark Roast 993 = Sumatra</p> <p>Options for wood finishes: 310 = Smoke Opaque 400 = Clear 402 = Black Opaque 403 = Grey Opaque 404 = Warm White Opaque 405 = Mist Opaque 406 = Denim Opaque 407 = Pewter Opaque 408 = Peppercorn Opaque 902 = Designer White Opaque 911 = Warm Brick 929 = Nutmeg 937 = Bark 984 = Dark Roast 993 = Sumatra</p> <p>Finish options for glass: G = Glass W11 = White (back painted glass) BL1 = Black (back painted glass) CG1 = Cool Grey (back painted glass) WG1 = Warm Grey (back painted glass)</p> <p>Options for engineered stone quartz: EQ = Engineered Quartz CUI = Cumulus ST1 = Storm Grey</p> <p>Options for solid surfaces S = Solid Surface: DWI = Designer White</p>	<p>Options for metal: BL = Black Powder Coat WI = White Powder Coat LG = Light Grey Powder Coat POL = Polished Chrome</p> <p>COLUMN FINISH: Options for wood finish: <i>See finishes listed at left for Ash (AH), and Walnut (NT) veneer finishes.</i> AH = Ash Veneer NT = Walnut Veneer</p> <p>Options for metal finish: BL = Black Powder Coat WI = White Powder Coat LG = Light Grey Powder Coat POL = Polished Chrome</p> <p>METAL FINISH: BASE Options for metal finish: BL = Black Powder Coat WI = White Powder Coat LG = Light Grey Powder Coat POL = Polished Chrome</p>	<p>PC = With Power Cutout PN = No Power Cutout</p>

HTB01801Q-2042.Top.Collar.Column.Base.Power Example: HTB01801Q-2042.AH400.BL.AH400.BL.PN



Model	Dimensions			List Price	Top Options						
	OH	OW	OD		Ash Veneer	Ash Solid	Walnut Veneer	Walnut Solid	Glass	Engineered Quartz	Solid Surface
Meki Side Table											
HTB01801Q-2048	20	48	48	4980	+0	+1800	+175	+3100	+1600	+6425	+2700

Collar Options		Column Options				Base Options	
Powder Coat	Polished Chrome	Ash Veneer	Walnut Veneer	Powder Coat	Polished Chrome	Powder Coat	Polished Chrome
+0	+425	+0	+100	+300	+425	+0	+550



Note: Power must be ordered separately.
(see pages 42-43 for power options.)

Soft Square | Ash Veneer Top | Powder Coat Collar and Base | Ash Column | No Power

PLEASE SPECIFY THE FOLLOWING TO ORDER:


MODEL NUMBER	TOP MATERIALS FINISH	METAL FINISH: COLLAR	POWER/DATA CAPABILITY:
	<p>Options for wood finishes: AH = Ash Veneer SAH = Solid Ash</p> <p>Options for wood finishes: NT = Walnut Veneer SNT = Solid Walnut</p> <p>Options for wood finishes: 310 = Smoke Opaque 400 = Clear 402 = Black Opaque 403 = Grey Opaque 404 = Warm White Opaque 405 = Mist Opaque 406 = Denim Opaque 407 = Pewter Opaque 408 = Peppercorn Opaque 901 = Amber 902 = Designer White Opaque 911 = Warm Brick 929 = Nutmeg 937 = Bark 984 = Dark Roast 993 = Sumatra</p> <p>Options for wood finishes: 310 = Smoke Opaque 400 = Clear 402 = Black Opaque 403 = Grey Opaque 404 = Warm White Opaque 405 = Mist Opaque 406 = Denim Opaque 407 = Pewter Opaque 408 = Peppercorn Opaque 902 = Designer White Opaque 911 = Warm Brick 929 = Nutmeg 937 = Bark 984 = Dark Roast 993 = Sumatra</p> <p>Finish options for glass: G = Glass W11 = White (back painted glass) BL1 = Black (back painted glass) CG1 = Cool Grey (back painted glass) WG1 = Warm Grey (back painted glass)</p> <p>Options for engineered stone quartz: EQ = Engineered Quartz CUI = Cumulus ST1 = Storm Grey</p> <p>Options for solid surfaces S = Solid Surface: DWI = Designer White</p>	<p>Options for metal: BL = Black Powder Coat WI = White Powder Coat LG = Light Grey Powder Coat POL = Polished Chrome</p> <p>COLUMN FINISH: Options for wood finish: <i>See finishes listed at left for Ash (AH), and Walnut (NT) veneer finishes.</i> AH = Ash Veneer NT = Walnut Veneer</p> <p>Options for metal finish: BL = Black Powder Coat WI = White Powder Coat LG = Light Grey Powder Coat POL = Polished Chrome</p> <p>METAL FINISH: BASE Options for metal finish: BL = Black Powder Coat WI = White Powder Coat LG = Light Grey Powder Coat POL = Polished Chrome</p>	<p>PC = With Power Cutout PN = No Power Cutout</p>

HTB01801Q-2048.Top.Collar.Column.Base.Power Example: HTB01801Q-2048.AH400.BL.AH400.BL.PN



Model	Dimensions			List Price	Top Options						
	OH	OW	OD		Ash Veneer	Ash Solid	Walnut Veneer	Walnut Solid	Glass	Engineered Quartz	Solid Surface
Meki Side Table											
HTB01801Q-2054	20	54	54	5520	+0	+2200	+275	+4100	+2050	+8925	+3700

Collar Options		Column Options				Base Options	
Powder Coat	Polished Chrome	Ash Veneer	Walnut Veneer	Powder Coat	Polished Chrome	Powder Coat	Polished Chrome
+0	+425	+0	+100	+300	+425	+0	+550



Note: Power must be ordered separately.
(see pages 42-43 for power options.)

Soft Square | Ash Veneer Top | Powder Coat Collar and Base | Ash Column | No Power

PLEASE SPECIFY THE FOLLOWING TO ORDER:


MODEL NUMBER	TOP MATERIALS FINISH			METAL FINISH: COLLAR		POWER/DATA CAPABILITY:
	Options for wood finishes: AH = Ash Veneer SAH = Solid Ash	Options for wood finishes: NT = Walnut Veneer SNT = Solid Walnut	Finish options for glass: G = Glass W11 = White (back painted glass) BL1 = Black (back painted glass) CG1 = Cool Grey (back painted glass) WG1 = Warm Grey (back painted glass)	Options for metal: BL = Black Powder Coat W1 = White Powder Coat LG = Light Grey Powder Coat POL = Polished Chrome		PC = With Power Cutout PN = No Power Cutout
	310 = Smoke Opaque 400 = Clear 402 = Black Opaque 403 = Grey Opaque 404 = Warm White Opaque 405 = Mist Opaque 406 = Denim Opaque 407 = Pewter Opaque 408 = Peppercorn Opaque 901 = Amber 902 = Designer White Opaque 911 = Warm Brick 929 = Nutmeg 937 = Bark 984 = Dark Roast 993 = Sumatra	310 = Smoke Opaque 400 = Clear 402 = Black Opaque 403 = Grey Opaque 404 = Warm White Opaque 405 = Mist Opaque 406 = Denim Opaque 407 = Pewter Opaque 408 = Peppercorn Opaque 902 = Designer White Opaque 911 = Warm Brick 929 = Nutmeg 937 = Bark 984 = Dark Roast 993 = Sumatra	Options for engineered stone quartz: EQ = Engineered Quartz CUI = Cumulous ST1 = Storm Grey Options for solid surfaces S = Solid Surface: DWI = Designer White	COLUMN FINISH: Options for wood finish: <i>See finishes listed at left for Ash (AH), and Walnut (NT) veneer finishes.</i> AH = Ash Veneer NT = Walnut Veneer Options for metal finish: BL = Black Powder Coat W1 = White Powder Coat LG = Light Grey Powder Coat POL = Polished Chrome		
				METAL FINISH: BASE Options for metal finish: BL = Black Powder Coat W1 = White Powder Coat LG = Light Grey Powder Coat POL = Polished Chrome		

HTB01801Q-2054.Top.Collar.Column.Base.Power Example: HTB01801Q-2054.AH400.BL.AH400.BL.PN



Model	Dimensions			List Price	Top Options						
	OH	OW	OD		Ash Veneer	Ash Solid	Walnut Veneer	Walnut Solid	Glass	Engineered Quartz	Solid Surface
Meki Side Table											
HTB01801Q-2060	20	60	60	6695	+0	+2700	+400	+5300	+2550	+11,925	+4950

Collar Options		Column Options				Base Options	
Powder Coat	Polished Chrome	Ash Veneer	Walnut Veneer	Powder Coat	Polished Chrome	Powder Coat	Polished Chrome
+0	+425	+0	+100	+350	+475	+0	+670



*Note: Power must be ordered separately.
(see pages 42-43 for power options.)*

Soft Square | Ash Veneer Top | Powder Coat Collar and Base | Ash Column | No Power

PLEASE SPECIFY THE FOLLOWING TO ORDER:

MODEL NUMBER	TOP MATERIALS FINISH		METAL FINISH: COLLAR		POWER/DATA CAPABILITY:
	Options for wood finishes: AH = Ash Veneer SAH = Solid Ash	Options for wood finishes: NT = Walnut Veneer SNT = Solid Walnut	Finish options for glass: G = Glass W11 = White (back painted glass) BL1 = Black (back painted glass) CG1 = Cool Grey (back painted glass) WG1 = Warm Grey (back painted glass)	Options for metal: BL = Black Powder Coat W1 = White Powder Coat LG = Light Grey Powder Coat POL = Polished Chrome	PC = With Power Cutout PN = No Power Cutout
	310 = Smoke Opaque 400 = Clear 402 = Black Opaque 403 = Grey Opaque 404 = Warm White Opaque 405 = Mist Opaque 406 = Denim Opaque 407 = Pewter Opaque 408 = Peppercorn Opaque 901 = Amber 902 = Designer White Opaque 911 = Warm Brick 929 = Nutmeg 937 = Bark 984 = Dark Roast 993 = Sumatra	310 = Smoke Opaque 400 = Clear 402 = Black Opaque 403 = Grey Opaque 404 = Warm White Opaque 405 = Mist Opaque 406 = Denim Opaque 407 = Pewter Opaque 408 = Peppercorn Opaque 902 = Designer White Opaque 911 = Warm Brick 929 = Nutmeg 937 = Bark 984 = Dark Roast 993 = Sumatra	Options for engineered stone quartz: EQ = Engineered Quartz CUI = Cumulous ST1 = Storm Grey Options for solid surfaces S = Solid Surface: DWI = Designer White	Options for wood finish: <i>See finishes listed at left for Ash (AH), and Walnut (NT) veneer finishes.</i> AH = Ash Veneer NT = Walnut Veneer Options for metal finish: BL = Black Powder Coat W1 = White Powder Coat LG = Light Grey Powder Coat POL = Polished Chrome	
				METAL FINISH: BASE Options for metal finish: BL = Black Powder Coat W1 = White Powder Coat LG = Light Grey Powder Coat POL = Polished Chrome	

HTB01801Q-2060.Top.Collar.Column.Base.Power Example: HTB01801Q-2060.AH400.BL.AH400.BL.PN



MODEL NUMBER	WEIGHT	CUBES	PAGE
HTB01801R-1620	40 LBS.	17.4	44
HTB01801R-1624	45 LBS.	21.7	45
HTB01801R-1630	50 LBS.	29.1	46
HTB01801R-1636	55 LBS.	37.6	47
HTB01801R-1642	60 LBS.	47.2	48
HTB01801R-1648	60 LBS.	57.8	49
HTB01801Q-1620	40 LBS.	17.4	50
HTB01801Q-1624	45 LBS.	21.7	51
HTB01801Q-1630	50 LBS.	29.1	52
HTB01801Q-1636	55 LBS.	37.6	53
HTB01801Q-1642	60 LBS.	47.2	54
HTB01801Q-1648	60 LBS.	57.8	55
HTB01801R-2030	45 LBS.	33.6	56
HTB01801R-2036	50 LBS.	43.4	57
HTB01801R-2042	55 LBS.	54.4	58
HTB01801R-2048	60 LBS.	66.7	59
HTB01801R-2054	65 LBS.	80.3	60
HTB01801R-2060	70 LBS.	95.1	61
HTB01801Q-2030	45 LBS.	33.6	62
HTB01801Q-2036	50 LBS.	43.4	63
HTB01801Q-2042	55 LBS.	54.4	64
HTB01801Q-2048	60 LBS.	66.7	65
HTB01801Q-2054	65 LBS.	80.3	66
HTB01801Q-2060	70 LBS.	95.1	67

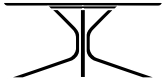



Nest Table Series Specifications

Surface	Laminate Wood Solid Surface
Laminate	<p>Nest tables are available with a laminate top overlay surface with a radiused edge, painted to match, top is 3/4" thick. Laminate material is SCS Indoor Advantage™ Certified.</p> <p>Due to the radiused edge used with laminate tops, the soft protective edge band is not a part of this design.</p>
Veneers	<p>Veneer top, 3/4" thick with radiused edge. Top surfaces are not available with the painted finish option. HBF Designer White paint is available for the wood base only. Top surfaces are not available with the painted finish.</p>
Solid Surfaces	<p>Solid surface tops, 1" thick with a radiused edge.</p> <p>Solid surface "Care Kits" ship with each order. Additional kits available for \$54 List per kit.</p>
Shape	Round
Bases	<p>Coffee tables and collaborative tables are standard with black powder coat finish or optional white powder coat or polished stainless steel with levelers.</p> <p>Satellite tables are available with an Oak base as well as the black powder coat finish, optional white powder coat, and polished stainless steel with glides. Oak wood base is available in all HBF standard finishes and custom finishes.</p>
Notes	<p>Nest satellite table construction has been tested and approved for a load bearing weight of 25 pounds or less. All Nest satellite and work tables are warrantied under normal commercial office single shift use and conditions, which does not include high use areas, higher education, healthcare or hospitality environments.</p>



Nest Coffee Table



Round Top | Metal Base - Black Powder Coat

Style Number	Top Description	List Price	OH	DIA	Shipping Weight	Cube
HTK21101R-2042	laminate	2,915	20	42	84	24.5

LEVEL* Certified
SCS Indoor Advantage™ Certified

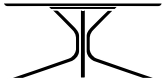

PLEASE SPECIFY THE FOLLOWING TO ORDER:

MODEL NUMBER	TOP	FINISH	BASE FINISH		
	<p>Indicate top:</p> <ul style="list-style-type: none"> PL = Laminate RK = Oak S = Solid Surface 	<p>Options for laminate finishes:</p> <p>PL = Laminate</p> <ul style="list-style-type: none"> 701 = Bourbon Cherry 7935 = Shaker Cherry 7943 = Columbian Walnut 7964 = Skyline Walnut 7965 = Walnut Heights BW = Beigewood WP110 = Looks Likatre SW803 = Eggshell White SW806 = Carnation White WH = Designer White 	<p>Options for wood finishes:</p> <p>RK = Oak +\$325</p> <ul style="list-style-type: none"> 310 = Smoke Opaque 400 = Clear 402 = Black Opaque 403 = Grey Opaque 404 = Warm White Opaque 405 = Mist Opaque 406 = Denim Opaque 407 = Pewter Opaque 408 = Peppercorn Opaque 901 = Amber 902 = Designer White Opaque 911 = Warm Brick 929 = Nutmeg 937 = Bark 984 = Dark Roast 993 = Sumatra 	<p>Options for solid surface:</p> <p>S = Solid Surface +\$2175</p> <p>AW = Alabaster White</p> <p>Options for solid surfaces</p> <p>S = Solid Surface: +\$2275</p> <p>DWI = Designer White</p>	<p>Options for metal finish:</p> <ul style="list-style-type: none"> BL = Black Powder Coat PSS = Polished Stainless Steel +\$200 WI = White Powder Coat

HTK21101R-2042.Top.Base Example: HTK21101R-2042.PL701.BL



Nest Coffee Table



Style Number	Top Description	List Price	OH	DIA	Shipping Weight	Cube
HTK21101R-2048	laminate	3,210	20	48	135	26.2

Round Top | Metal Base - Black Powder Coat

LEVEL[®] Certified
SCS Indoor Advantage[™] Certified

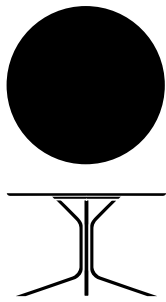
PLEASE SPECIFY THE FOLLOWING TO ORDER:

MODEL NUMBER	TOP	FINISH			BASE FINISH
	Indicate top:	Options for laminate finishes:	Options for wood finishes:	Options for solid surface:	Options for metal finish:
	PL = Laminate	PL = Laminate	RK = Oak +\$350	S = Solid Surface +\$2800	BL = Black Powder Coat
	RK = Oak	701 = Bourbon Cherry	310 = Smoke Opaque	AW = Alabaster White	PSS = Polished Stainless Steel +\$200
	S = Solid Surface	7935 = Shaker Cherry	400 = Clear		WI = White Powder Coat
		7943 = Columbian Walnut	402 = Black Opaque	Options for solid surfaces	
		7964 = Skyline Walnut	403 = Grey Opaque	S = Solid Surface: +\$3225	
		7965 = Walnut Heights	404 = Warm White Opaque	DWI = Designer White	
		BW = Beigewood	405 = Mist Opaque		
		WP110 = Looks Likatré	406 = Denim Opaque		
		SW803 = Eggshell White	407 = Pewter Opaque		
		SW806 = Carnation White	408 = Peppercorn Opaque		
		WH = Designer White	901 = Amber		
			902 = Designer White Opaque		
			911 = Warm Brick		
			929 = Nutmeg		
			937 = Bark		
			984 = Dark Roast		
			993 = Sumatra		

HTK21101R-2048.Top.Base Example: HTK21101R-2048.PL701.BL



Nest Side Table



Style Number	Top Description	List Price	OH	DIA	Shipping Weight	Cube
HTK21101R-2842	laminare	3,365	28	42	85	24.5

Round Top | Metal Base - Black Powder Coat

LEVEL* Certified
SCS Indoor Advantage™ Certified

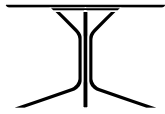

PLEASE SPECIFY THE FOLLOWING TO ORDER:

MODEL NUMBER	TOP	FINISH			BASE FINISH
	Indicate top:	Options for laminate finishes:	Options for wood finishes:	Options for solid surface:	Options for metal finish:
	PL = Laminate	PL = Laminate	RK = Oak +\$325	S = Solid Surface +\$2175	BL = Black Powder Coat
	RK = Oak	701 = Bourbon Cherry	310 = Smoke Opaque	AW = Alabaster White	PSS = Polished Stainless Steel +\$200
	S = Solid Surface	7935 = Shaker Cherry	400 = Clear		WI = White Powder Coat
		7943 = Columbian Walnut	402 = Black Opaque	Options for solid surfaces	
		7964 = Skyline Walnut	403 = Grey Opaque	S = Solid Surface: +\$2275	
		7965 = Walnut Heights	404 = Warm White Opaque	DWI = Designer White	
		BW = Beigewood	405 = Mist Opaque		
		WP110 = Looks Likatre	406 = Denim Opaque		
		SW803 = Eggshell White	407 = Pewter Opaque		
		SW806 = Carnation White	408 = Peppercorn Opaque		
		WH = Designer White	901 = Amber		
			902 = Designer White Opaque		
			911 = Warm Brick		
			929 = Nutmeg		
			937 = Bark		
			984 = Dark Roast		
			993 = Sumatra		

HTK21101R-2042.Top.Base Example: HTK21101R-2042.PL701.BL



Nest Side Table



Style Number	Top Description	List Price	OH	DIA	Shipping Weight	Cube
HTK21101R-2848	laminata	3,650	28	48	100	26.2

Round Top | Metal Base - Black Powder Coat

LEVEL* Certified
SCS Indoor Advantage™ Certified

PLEASE SPECIFY THE FOLLOWING TO ORDER:

MODEL NUMBER	TOP	FINISH			BASE FINISH
	Indicate top:	Options for laminate finishes:	Options for wood finishes:	Options for solid surface:	Options for metal finish:
	PL = Laminate	PL = Laminate	RK = Oak +\$350	S = Solid Surface +\$2800	BL = Black Powder Coat
	RK = Oak	701 = Bourbon Cherry	310 = Smoke Opaque	AW = Alabaster White	PSS = Polished Stainless Steel +\$200
	S = Solid Surface	7935 = Shaker Cherry	400 = Clear		WI = White Powder Coat
		7943 = Columbian Walnut	402 = Black Opaque	Options for solid surfaces	
		7964 = Skyline Walnut	403 = Grey Opaque	S = Solid Surface: +\$3225	
		7965 = Walnut Heights	404 = Warm White Opaque	DWI = Designer White	
		BW = Beigewood	405 = Mist Opaque		
		WP110 = Looks Likatre	406 = Denim Opaque		
		SW803 = Eggshell White	407 = Pewter Opaque		
		SW806 = Carnation White	408 = Peppercorn Opaque		
		WH = Designer White	901 = Amber		
			902 = Designer White Opaque		
			911 = Warm Brick		
			929 = Nutmeg		
			937 = Bark		
			984 = Dark Roast		
			993 = Sumatra		

HTK21101R-2048.Top.Base Example: HTK21101R-2048.RK400.BL



Nest Satellite Table



Round Top | Oak Base

<i>Style Number</i>	<i>Top Description</i>	<i>List Price</i>	<i>OH</i>	<i>DIA</i>	<i>Shipping Weight</i>	<i>Cube</i>
HTK21101R-2515	<i>laminate</i>	1,045	25½	15¾	15	8

LEVEL* Certified
SCS Indoor Advantage™ Certified

PLEASE SPECIFY THE FOLLOWING TO ORDER:

MODEL NUMBER	TOP	FINISH	BASE FINISH	
	Indicate top: <ul style="list-style-type: none"> PL = Laminate RK = Oak W = Wood S = Solid Surface 	Options for laminate finishes: PL = Laminate <ul style="list-style-type: none"> 701 = Bourbon Cherry 7935 = Shaker Cherry 7943 = Columbian Walnut 7964 = Skyline Walnut 7965 = Walnut Heights BW = Beigewood WP110 = Looks Likatre SW803 = Eggshell White SW806 = Carnation White WH = Designer White Options for solid surfaces: S = Solid Surface (standard) +\$600 <ul style="list-style-type: none"> AW = Alabaster White (premium) +\$700 DWI = Designer White 	Options for wood finishes: RK = Oak +\$125 <ul style="list-style-type: none"> 310 = Smoke Opaque 400 = Clear 402 = Black Opaque 403 = Grey Opaque 404 = Warm White Opaque 405 = Mist Opaque 406 = Denim Opaque 407 = Pewter Opaque 408 = Peppercorn Opaque 901 = Amber 902 = Designer White Opaque 911 = Warm Brick 929 = Nutmeg 937 = Bark 984 = Dark Roast 993 = Sumatra 	Options for wood finishes: RK = Oak <ul style="list-style-type: none"> 310 = Smoke Opaque 400 = Clear 402 = Black Opaque 403 = Grey Opaque 404 = Warm White Opaque 405 = Mist Opaque 406 = Denim Opaque 407 = Pewter Opaque 408 = Peppercorn Opaque 901 = Amber 902 = Designer White Opaque 911 = Warm Brick 929 = Nutmeg 931 = Cattail 937 = Bark 984 = Dark Roast 993 = Sumatra

HTK21101R-2515.Top.Base Example: HTK21101R-2515.PLWH.RK400



Nest Satellite Table



Style Number	Top Description	List Price	OH	DIA	Shipping Weight	Cube
HTK21102R-2515	<i>laminate</i>	1,340	25½	15¾	17	8

Round Top | Metal Base - Black Powder Coat

LEVEL[®] Certified
SCS Indoor Advantage[™] Certified

PLEASE SPECIFY THE FOLLOWING TO ORDER:

MODEL NUMBER	TOP	FINISH	BASE FINISH
	Indicate top:	Options for laminate finishes: PL = Laminate	Options for metal finish:
	PL = Laminate	701 = Bourbon Cherry	BL = Black Powder Coat
	RK = Oak	7935 = Shaker Cherry	PSS = Polished Stainless Steel +\$200
	S = Solid Surface	7943 = Columbian Walnut	WI = White Powder Coat
		7964 = Skyline Walnut	
		7965 = Walnut Heights	
		BW = Beigewood	
		WP110 = Looks Likatré	
		SW803 = Eggshell White	
		SW806 = Carnation White	
		WH = Designer White	
		Options for solid surfaces: S = Solid Surface	
		(standard) +\$600	
		AW = Alabaster White	
		(premium) +\$700	
		DWI = Designer White	
		Options for wood finishes: RK = Oak +\$125	
		310 = Smoke Opaque	
		400 = Clear	
		402 = Black Opaque	
		403 = Grey Opaque	
		404 = Warm White Opaque	
		405 = Mist Opaque	
		406 = Denim Opaque	
		407 = Pewter Opaque	
		408 = Peppercorn Opaque	
		901 = Amber	
		902 = Designer White Opaque	
		911 = Warm Brick	
		929 = Nutmeg	
		937 = Bark	
		984 = Dark Roast	
		993 = Sumatra	

HTK21102R-2515.Top.Base Example: HTK21102R-2515.PLBW.BL



November Occasional Table Series Specifications

Surfaces	Wood Glass Solid Surface
Glass	3/4" thick Glass
Solid Surfaces	Solid Surface Care Kits ship with each order. Additional kits available for \$54 List per kit.
Shape	Round
Base	Black Powder Coat Brushed Stainless Steel Polished Stainless Steel Ash

November Side Table



Style Number	Top Description	List Price	OH	DIA	Shipping Weight	Cube
HTN11301R-2220	wood	1,775	22¼	20	90	18.4

Round Top | Ash Base

LEVEL® Certified
SCS Indoor Advantage™ Certified


PLEASE SPECIFY THE FOLLOWING TO ORDER: _____

MODEL NUMBER	TOP	SPECIES & FINISH
	Indicate top: W = Wood G = Glass S = Solid Surface	Options for wood finishes: AH = Ash 310 = Smoke Opaque 400 = Clear 402 = Black Opaque 403 = Grey Opaque 404 = Warm White Opaque 405 = Mist Opaque 406 = Denim Opaque 407 = Pewter Opaque 408 = Peppercorn Opaque 901 = Amber 902 = Designer White Opaque 911 = Warm Brick 929 = Nutmeg 937 = Bark 984 = Dark Roast 993 = Sumatra
		Finish options for glass: G = Glass +\$115 BPW = Designer White (back painted glass) Options for solid surfaces: S = Solid Surface (standard) +\$950 AW = Alabaster White (premium) +\$1000 DWI = Designer White

HTN11301R-2220.Top.Base Example: HTN11301R-2220.AW.AH400



November Coffee Table



Round Top | Ash Base

Style Number	Top Description	List Price	OH	DIA	Shipping Weight	Cube
HTN11301R-1642	wood	3,335	16 $\frac{3}{8}$	42	90	24.5

LEVEL[®] Certified
SCS Indoor Advantage[™] Certified

PLEASE SPECIFY THE FOLLOWING TO ORDER: _____

MODEL NUMBER	TOP	SPECIES & FINISH
	Indicate top: W = Wood G = Glass S = Solid Surface	Options for wood finishes: AH = Ash 310 = Smoke Opaque 400 = Clear 402 = Black Opaque 403 = Grey Opaque 404 = Warm White Opaque 405 = Mist Opaque 406 = Denim Opaque 407 = Pewter Opaque 408 = Peppercorn Opaque 901 = Amber 902 = Designer White Opaque 911 = Warm Brick 929 = Nutmeg 937 = Bark 984 = Dark Roast 993 = Sumatra
		Finish options for glass: G = Glass +\$225 BPW = Designer White (back painted glass) Options for solid surfaces: S = Solid Surface (standard) +\$1825 AW = Alabaster White (premium) +\$2075 DWI = Designer White

HTN11301R-1642.Top.Base Example: HTN11301R-1642.GBPW.AH400



November Side Table



Style Number	Top Description	List Price	OH	DIA	Shipping Weight	Cube
HTN11302R-2220	wood	1,950	22¼	20	27	18

Round Top | Metal Base - Black Powder Coat

LEVEL* Certified
SCS Indoor Advantage™ Certified


PLEASE SPECIFY THE FOLLOWING TO ORDER:

MODEL NUMBER	TOP	SPECIES & FINISH	BASE FINISH
	Indicate top: W = Wood G = Glass S = Solid Surface	Options for wood finishes: AH = Ash 310 = Smoke Opaque 400 = Clear 402 = Black Opaque 403 = Grey Opaque 404 = Warm White Opaque 405 = Mist Opaque 406 = Denim Opaque 407 = Pewter Opaque 408 = Peppercorn Opaque 901 = Amber 902 = Designer White Opaque 911 = Warm Brick 929 = Nutmeg 937 = Bark 984 = Dark Roast 993 = Sumatra	Options for metal finish: BL = Black Powder Coat BSS = Brushed Stainless Steel +\$100 PSS = Polished Stainless Steel +\$200 WI = White Powder Coat
		Finish options for glass: G = Glass +\$225 BPW = Designer White (back painted glass)	
		Options for solid surfaces: S = Solid Surface (standard) +\$1825 AW = Alabaster White (premium) +\$1000 DWI = Designer White	

HTN11302R-2220.Top.Base Example: HTN11302R-2220.AH400.BL



November Coffee Table



Style Number	Top Description	List Price	OH	DIA	Shipping Weight	Cube
HTN11302R-1642	wood	3,675	16 $\frac{3}{8}$	42	90	24.5

Round Top | Metal Base - Black Powder Coat

LEVEL[®] Certified
SCS Indoor Advantage[™] Certified

PLEASE SPECIFY THE FOLLOWING TO ORDER: _____

MODEL NUMBER	TOP	SPECIES & FINISH	BASE FINISH
	Indicate top: W = Wood G = Glass S = Solid Surface	Options for wood finishes: AH = Ash 310 = Smoke Opaque 400 = Clear 402 = Black Opaque 403 = Grey Opaque 404 = Warm White Opaque 405 = Mist Opaque 406 = Denim Opaque 407 = Pewter Opaque 408 = Peppercorn Opaque 901 = Amber 902 = Designer White Opaque 911 = Warm Brick 929 = Nutmeg 937 = Bark 984 = Dark Roast 993 = Sumatra	Options for metal finish: BL = Black Powder Coat BSS = Brushed Stainless Steel +\$100 PSS = Polished Stainless Steel +\$200 WI = White Powder Coat
		Finish options for glass: G = Glass +\$225 BPW = Designer White (back painted glass) Options for solid surfaces: S = Solid Surface (standard) +\$1825 AW = Alabaster White (premium) +\$2075 DWI = Designer White	

HTN11302R-1642.Top.Base Example: HTN11302R-1642.AH400.BL



Oval Egg Table Series Specifications

Surface Wood | Solid Surface

Solid Surfaces Solid Surface Care Kits ship with each order. Additional kits available for \$54 List per kit.

Shape Oval Egg

Bases Recessed laminate base is standard in a matte black finish.

Power Powder Coat

Salt Power Options (1 USB-2 amps per port)



SABL1
Black Powder Coat,
Black Simplexes



SAW11
White Powder Coat,
White Simplexes

Pepper Power Options (1 Power Receptacle)



PABL1
Black Powder Coat,
Black Simplexes



PAW11
White Powder Coat,
White Simplexes

Notes Special sizes of Oval Egg tables are not available.

Power is available on standard models HTB11803V and HTB11804V.



Oval Egg Side Table



<i>Style Number</i>	<i>Top Description</i>	<i>List Price</i>	<i>OH</i>	<i>OW</i>	<i>OD</i>	<i>Shipping Weight</i>	<i>Cube</i>
HTB10201V-181712	<i>wood</i>	1,845	18¾	17¾	12¾	29	3.6

Oval Top | Ash | Without Power

PLEASE SPECIFY THE FOLLOWING TO ORDER: _____

MODEL NUMBER	SPECIES & FINISH
	Options for wood finishes: AH = Ash
	310 = Smoke Opaque
	400 = Clear
	402 = Black Opaque
	403 = Grey Opaque
	404 = Warm White Opaque
	405 = Mist Opaque
	406 = Denim Opaque
	407 = Pewter Opaque
	408 = Peppercorn Opaque
	901 = Amber
	902 = Designer White Opaque
	911 = Warm Brick
	929 = Nutmeg
	937 = Bark
	984 = Dark Roast
	993 = Sumatra

HTB10201V-181712.Finish Example: HTB10201V-181712.AH400



Oval Egg Side Table with Power



<i>Style Number</i>	<i>Top Description</i>	<i>List Price</i>	<i>OH</i>	<i>OW</i>	<i>OD</i>	<i>Shipping Weight</i>	<i>Cube</i>
HTB11803V-181712	<i>wood</i>	2,240	18¾	17¼	12¾	29	3.6

Oval Top | Ash | Power

PLEASE SPECIFY THE FOLLOWING TO ORDER: _____

MODEL NUMBER	SPECIES & FINISH	POWER/DATA OPTIONS:
	Options for wood finishes: AH = Ash	(Salt by Byrne) - 1 USB (2 amps per port) SABLI = Black Powder Coat - Black Simplexes SAWII = White Powder Coat - White Simplexes
	310 = Smoke Opaque 400 = Clear 402 = Black Opaque 403 = Grey Opaque 404 = Warm White Opaque 405 = Mist Opaque 406 = Denim Opaque 407 = Pewter Opaque 408 = Peppercorn Opaque 901 = Amber 902 = Designer White Opaque 911 = Warm Brick 929 = Nutmeg 937 = Bark 984 = Dark Roast 993 = Sumatra	(Pepper by Byrne) - 1 Power Receptacle PABLI = Black Powder Coat - Black Simplexes PAWII = White Powder Coat - White Simplexes

HTB11803V-181712.Finish.Power Example: HTB11803V-181712.AH400.SABLI



Oval Egg Side Table



<i>Style Number</i>	<i>Top Description</i>	<i>List Price</i>	<i>OH</i>	<i>OW</i>	<i>OD</i>	<i>Shipping Weight</i>	<i>Cube</i>
HTB10202V-181712	<i>solid surface</i>	2,260	18¾	17¼	12¾	42	3.6

Oval Top | Solid Surface | Without Power

PLEASE SPECIFY THE FOLLOWING TO ORDER: _____

MODEL NUMBER	SOLID SURFACE
	Options for solid surfaces: S = Solid Surface (standard) AW = Alabaster White (premium) +\$200 DWI = Designer White

HTB10202V-181712.Solid Surface Example: HTB10202V-181712.SAW



Oval Egg Side Table with Power



<i>Style Number</i>	<i>Top Description</i>	<i>List Price</i>	<i>OH</i>	<i>OW</i>	<i>OD</i>	<i>Shipping Weight</i>	<i>Cube</i>
HTB11804V-181712	<i>solid surface</i>	2,830	18¾	17¼	12¾	42	3.6

Oval Top | Solid Surface | Power

PLEASE SPECIFY THE FOLLOWING TO ORDER:

MODEL NUMBER	SOLID SURFACE	POWER/DATA OPTIONS:
	Options for solid surfaces: S = Solid Surface (standard) AW = Alabaster White (premium) +\$200 DWI = Designer White	(<i>Salt by Byrne</i>) - 1 USB (2 amps per port) SABL1 = Black Powder Coat - Black Simplexes SAWI1 = White Powder Coat - White Simplexes (<i>Pepper by Byrne</i>) - 1 Power Receptacle PABL1 = Black Powder Coat - Black Simplexes PAWI1 = White Powder Coat - White Simplexes

HTB11804V-181712.Solid Surface.Power Example: HTB11804V-181712.AH400.SABL1



Oval Egg Side Table



Style Number	Top Description	List Price	OH	OW	OD	Shipping Weight	Cube
HTB10201V-232317	wood	2,100	23	23	17	46	6.9

Side Table | Oval Top | Ash | Without Power

PLEASE SPECIFY THE FOLLOWING TO ORDER: _____

MODEL NUMBER	SPECIES & FINISH
	Options for wood finishes: AH = Ash
	310 = Smoke Opaque
	400 = Clear
	402 = Black Opaque
	403 = Grey Opaque
	404 = Warm White Opaque
	405 = Mist Opaque
	406 = Denim Opaque
	407 = Pewter Opaque
	408 = Peppercorn Opaque
	901 = Amber
	902 = Designer White Opaque
	911 = Warm Brick
	929 = Nutmeg
	937 = Bark
	984 = Dark Roast
	993 = Sumatra

HTB10201V-232317.Finish Example: HTB10201V-232317.AH400



Oval Egg Side Table with Power



Style Number	Top Description	List Price	OH	OW	OD	Shipping Weight	Cube
HTB11803V-232317	wood	2,495	23	23	17	46	6.9

Oval Top | Ash | Power

PLEASE SPECIFY THE FOLLOWING TO ORDER: _____

MODEL NUMBER	SPECIES & FINISH	POWER/DATA OPTIONS:
	Options for wood finishes: AH = Ash	(Salt by Byrne) - 1 USB (2 amps per port) SABLI = Black Powder Coat - Black Simplexes SAWII = White Powder Coat - White Simplexes
	310 = Smoke Opaque 400 = Clear 402 = Black Opaque 403 = Grey Opaque 404 = Warm White Opaque 405 = Mist Opaque 406 = Denim Opaque 407 = Pewter Opaque 408 = Peppercorn Opaque 901 = Amber 902 = Designer White Opaque 911 = Warm Brick 929 = Nutmeg 937 = Bark 984 = Dark Roast 993 = Sumatra	(Pepper by Byrne) - 1 Power Receptacle PABLI = Black Powder Coat - Black Simplexes PAWII = White Powder Coat - White Simplexes

HTB11803V-232317.Finish.Power Example: HTB11803V-232317.AH400.SABLI



Oval Egg Side Table



<i>Style Number</i>	<i>Top Description</i>	<i>List Price</i>	<i>OH</i>	<i>OW</i>	<i>OD</i>	<i>Shipping Weight</i>	<i>Cube</i>
HTB10202V-232317	solid surface	2,760	23	23	17	64	6.9

Oval Top | Solid Surface | Without Power

PLEASE SPECIFY THE FOLLOWING TO ORDER: _____

MODEL NUMBER	SOLID SURFACE
	Options for solid surfaces: S = Solid Surface (standard) AW = Alabaster White (premium) +\$300 DWI = Designer White

HTB10202V-232317.Solid Surface Example: HTB10202V-232317.SAW



Oval Egg Side Table with Power



Style Number	Top Description	List Price	OH	OW	OD	Shipping Weight	Cube
HTB11804V-232317	solid surface	3,320	23	23	17	42	6.9

Oval Top | Solid Surface | Power

PLEASE SPECIFY THE FOLLOWING TO ORDER:

MODEL NUMBER	SOLID SURFACE	POWER/DATA OPTIONS:
	Options for solid surfaces: S = Solid Surface (standard) AW = Alabaster White (premium) +\$300 DWI = Designer White	(Salt by Byrne) - 1 USB (2 amps per port) SABL1 = Black Powder Coat - Black Simplexes SAW11 = White Powder Coat - White Simplexes (Pepper by Byrne) - 1 Power Receptacle PABL1 = Black Powder Coat - Black Simplexes PAW11 = White Powder Coat - White Simplexes

HTB11804V-232317.Solid Surface.Power Example: HTB11804V-232317.SAW.SABL1



Oval Egg Coffee Table



<i>Style Number</i>	<i>Top Description</i>	<i>List Price</i>	<i>OH</i>	<i>OW</i>	<i>OD</i>	<i>Shipping Weight</i>	<i>Cube</i>
HTB10201V-154634	wood	3,055	15¼	46	34	149	18

Oval Top | Ash | Without Power

PLEASE SPECIFY THE FOLLOWING TO ORDER: _____

MODEL NUMBER	SPECIES & FINISH
	Options for wood finishes: AH = Ash
	310 = Smoke Opaque
	400 = Clear
	402 = Black Opaque
	403 = Grey Opaque
	404 = Warm White Opaque
	405 = Mist Opaque
	406 = Denim Opaque
	407 = Pewter Opaque
	408 = Peppercorn Opaque
	901 = Amber
	902 = Designer White Opaque
	911 = Warm Brick
	929 = Nutmeg
	937 = Bark
	984 = Dark Roast
	993 = Sumatra

HTB10201V-154634.Finish Example: HTB10201V-154634.AH400



Oval Egg Coffee Table with Power



Style Number	Top Description	List Price	OH	OW	OD	Shipping Weight	Cube
HTB11803V-154634	wood	3,445	15¼	46	34	152	18

Oval Top | Ash | Power

PLEASE SPECIFY THE FOLLOWING TO ORDER: _____

MODEL NUMBER	SPECIES & FINISH	POWER/DATA OPTIONS:
	Options for wood finishes: AH = Ash	(Salt by Byrne) - 1 USB (2 amps per port) SABLI = Black Powder Coat - Black Simplexes SAWII = White Powder Coat - White Simplexes
	310 = Smoke Opaque 400 = Clear 402 = Black Opaque 403 = Grey Opaque 404 = Warm White Opaque 405 = Mist Opaque 406 = Denim Opaque 407 = Pewter Opaque 408 = Peppercorn Opaque 901 = Amber 902 = Designer White Opaque 911 = Warm Brick 929 = Nutmeg 937 = Bark 984 = Dark Roast 993 = Sumatra	(Pepper by Byrne) - 1 Power Receptacle PABLI = Black Powder Coat - Black Simplexes PAWII = White Powder Coat - White Simplexes

HTB11803V-154634.Finish.Power Example: HTB11803V-154634.AH400.SABLI



Oval Egg Coffee Table



<i>Style Number</i>	<i>Top Description</i>	<i>List Price</i>	<i>OH</i>	<i>OW</i>	<i>OD</i>	<i>Shipping Weight</i>	<i>Cube</i>
HTB10202V-154634	solid surface	4,975	15¼	46	34	152	18

Oval Top | Solid Surface | Without Power

PLEASE SPECIFY THE FOLLOWING TO ORDER: _____

MODEL NUMBER	SOLID SURFACE
	Options for solid surfaces: S = Solid Surface (standard) AW = Alabaster White (premium) +\$550 DWI = Designer White

HTB10202V-154634.Solid Surface Example: HTB10202V-154634.SAW



Oval Egg Coffee Table with Power



<i>Style Number</i>	<i>Top Description</i>	<i>List Price</i>	<i>OH</i>	<i>OW</i>	<i>OD</i>	<i>Shipping Weight</i>	<i>Cube</i>
HTB11804V-154634	solid surface	5,500	15¼	46	34	152	18

Oval Top | Solid Surface | Power

PLEASE SPECIFY THE FOLLOWING TO ORDER:

<p>MODEL NUMBER</p>	<p>SOLID SURFACE</p> <p>Options for solid surfaces: S = Solid Surface (standard) AW = Alabaster White (premium) +\$550 DWI = Designer White</p>	<p>POWER/DATA OPTIONS:</p> <p>(Salt by Byrne) - 1 USB (2 amps per port) SABL1 = Black Powder Coat - Black Simplexes SAW11 = White Powder Coat - White Simplexes</p> <p>(Pepper by Byrne) - 1 Power Receptacle PABL1 = Black Powder Coat - Black Simplexes PAW11 = White Powder Coat - White Simplexes</p>
---------------------	---	---

HTB11804V-154634.Solid Surface.Power Example: HTB11804V-154634.SAW.SABL1



Oval Egg Coffee Table



<i>Style Number</i>	<i>Top Description</i>	<i>List Price</i>	<i>OH</i>	<i>OW</i>	<i>OD</i>	<i>Shipping Weight</i>	<i>Cube</i>
HTB10201V-155742	wood	3,780	15¼	57½	42½	182	28.1

Oval Top | Ash | Without Power

PLEASE SPECIFY THE FOLLOWING TO ORDER: _____

MODEL NUMBER	SPECIES & FINISH
	Options for wood finishes: AH = Ash
	310 = Smoke Opaque
	400 = Clear
	402 = Black Opaque
	403 = Grey Opaque
	404 = Warm White Opaque
	405 = Mist Opaque
	406 = Denim Opaque
	407 = Pewter Opaque
	408 = Peppercorn Opaque
	901 = Amber
	902 = Designer White Opaque
	911 = Warm Brick
	929 = Nutmeg
	937 = Bark
	984 = Dark Roast
	993 = Sumatra

HTB10201V-155742.Finish Example: HTB10201V-155742.AH400



Oval Egg Coffee Table with Power



Style Number	Top Description	List Price	OH	OW	OD	Shipping Weight	Cube
HTB11803V-155742	wood	4,160	15¼	57½	42½	182	28.1

Oval Top | Ash | Power

PLEASE SPECIFY THE FOLLOWING TO ORDER: _____

MODEL NUMBER	SPECIES & FINISH	POWER/DATA OPTIONS:
	Options for wood finishes: AH = Ash	(Salt by Byrne) - 1 USB (2 amps per port) SABLI = Black Powder Coat - Black Simplexes SAWII = White Powder Coat - White Simplexes
	310 = Smoke Opaque 400 = Clear 402 = Black Opaque 403 = Grey Opaque 404 = Warm White Opaque 405 = Mist Opaque 406 = Denim Opaque 407 = Pewter Opaque 408 = Peppercorn Opaque 901 = Amber 902 = Designer White Opaque 911 = Warm Brick 929 = Nutmeg 937 = Bark 984 = Dark Roast 993 = Sumatra	(Pepper by Byrne) - 1 Power Receptacle PABLI = Black Powder Coat - Black Simplexes PAWII = White Powder Coat - White Simplexes

HTB11803V-155742.Finish.Power Example: HTB11803V-155742.AH400.SABLI



Oval Egg Coffee Table



<i>Style Number</i>	<i>Top Description</i>	<i>List Price</i>	<i>OH</i>	<i>OW</i>	<i>OD</i>	<i>Shipping Weight</i>	<i>Cube</i>
HTB10202V-155742	solid surface	6,975	15¼	57½	42½	244	28.1

Oval Top | Solid Surface | Without Power

PLEASE SPECIFY THE FOLLOWING TO ORDER: _____

MODEL NUMBER	SOLID SURFACE
	Options for solid surfaces: S = Solid Surface (standard) AW = Alabaster White (premium) +\$1350 DWI = Designer White

HTB10202V-155742.Solid Surface Example: HTB10202V-155742.SAW



Oval Egg Coffee Table with Power



Style Number	Top Description	List Price	OH	OW	OD	Shipping Weight	Cube
HTB11804V-155742	solid surface	7,475	15¼	57½	42½	244	28.1

Oval Top | Solid Surface | Power

PLEASE SPECIFY THE FOLLOWING TO ORDER: _____

MODEL NUMBER	SOLID SURFACE	POWER/DATA OPTIONS:
	Options for solid surfaces: S = Solid Surface (standard) AW = Alabaster White (premium) +\$1350 DWI = Designer White	(Salt by Byrne) - 1 USB (2 amps per port) SABL1 = Black Powder Coat - Black Simplexes SAWI1 = White Powder Coat - White Simplexes (Pepper by Byrne) - 1 Power Receptacle PABL1 = Black Powder Coat - Black Simplexes PAWI1 = White Powder Coat - White Simplexes

HTB11804V-155742.Solid Surface.Power Example: HTB11804V-155742.SAW.SABL1




Parker Occasional Table Series Specifications

Collection Details	Side Coffee Console Bar Height Counter Height
Surfaces	Wood Solid Surface Engineered Stone - Quartz
Wood	Ash Walnut Painted Wood Painted wood finishes are available in White and Grey

NOTE: Tables ship fully assembled.

Parker Side Table



Style Number	Top Description	List Price	OH	OW	OD	Shipping Weight	Cube
HTP31501S-2124	<i>wood</i>	3,400	21	24	24	190	15.4

Note: Shipping Weight is 190 lbs for the solid surface top option

Note: Shipping Weight is 250 lbs for the engineered stone / quartz top option

Square Top | Ash or Walnut Wood Base

PLEASE SPECIFY THE FOLLOWING TO ORDER: _____

MODEL NUMBER	TOP	TOP MATERIALS FINISH		BASE	BASE FINISH:
	Indicate top: AH = Ash NT = Walnut S = Solid Surface EQ = Engineered Quartz WP = Painted Wood	Options for wood finishes: AH = Ash 310 = Smoke Opaque 400 = Clear 402 = Black Opaque 403 = Grey Opaque 404 = Warm White Opaque 405 = Mist Opaque 406 = Denim Opaque 407 = Pewter Opaque 408 = Peppercorn Opaque 901 = Amber 902 = Designer White Opaque 911 = Warm Brick 929 = Nutmeg 937 = Bark 984 = Dark Roast 993 = Sumatra	Options for wood finishes: NT = Walnut 310 = Smoke Opaque 400 = Clear 402 = Black Opaque 403 = Grey Opaque 404 = Warm White Opaque 405 = Mist Opaque 406 = Denim Opaque 407 = Pewter Opaque 408 = Peppercorn Opaque 902 = Designer White Opaque 911 = Warm Brick 929 = Nutmeg 937 = Bark 984 = Dark Roast 993 = Sumatra	Options for solid surfaces: S = Solid Surface (standard) AW = Alabaster White (premium) +\$550 DWI = Designer White Options for engineered stone quartz: +\$1246 EQ = Engineered Quartz CU1 = Cumulous STI = Storm Grey Options for painted wood: WP = Painted Wood DW = Dove White High Gloss GR = Graphite High Gloss	Options for base wood type: AH = Ash NT = Walnut WP = Painted Wood Options for base finish: See finishes listed at left for Ash (AH), Walnut (NT), and Painted Wood (WP) finishes.

HTP31501S-2124.Top.Base Example: HTP31501S-2124.SAW.AH400



Parker Coffee Table



Style Number	Top Description	List Price	OH	OW	OD	Shipping Weight	Cube
HTP31501S-1642	wood	4,635	16	42	42	380	38

Note: Shipping Weight is 380 lbs for the solid surface top option

Note: Shipping Weight is 500 lbs for the engineered stone/ quartz top option

Square Top | Ash or Walnut Wood Base

PLEASE SPECIFY THE FOLLOWING TO ORDER:

MODEL NUMBER	TOP	TOP MATERIALS FINISH			BASE	BASE FINISH:
	Indicate top: AH = Ash NT = Walnut S = Solid Surface EQ = Engineered Quartz WP = Painted Wood	Options for wood finishes: AH = Ash 310 = Smoke Opaque 400 = Clear 402 = Black Opaque 403 = Grey Opaque 404 = Warm White Opaque 405 = Mist Opaque 406 = Denim Opaque 407 = Pewter Opaque 408 = Peppercorn Opaque 901 = Amber 902 = Designer White Opaque 911 = Warm Brick 929 = Nutmeg 937 = Bark 984 = Dark Roast 993 = Sumatra	Options for wood finishes: NT = Walnut 310 = Smoke Opaque 400 = Clear 402 = Black Opaque 403 = Grey Opaque 404 = Warm White Opaque 405 = Mist Opaque 406 = Denim Opaque 407 = Pewter Opaque 408 = Peppercorn Opaque 902 = Designer White Opaque 911 = Warm Brick 929 = Nutmeg 937 = Bark 984 = Dark Roast 993 = Sumatra	Options for solid surfaces: S = Solid Surface (standard) +\$401 AW = Alabaster White (premium) +\$1339 DWI = Designer White Options for engineered stone quartz: +\$1246 EQ = Engineered Quartz CU1 = Cumulous STI = Storm Grey Options for painted wood: WP = Painted Wood DW = Dove White High Gloss GR = Graphite High Gloss	Options for base wood type: AH = Ash NT = Walnut WP = Painted Wood	Options for base finish: See finishes listed at left for Ash (AH), Walnut (NT), and Painted Wood (WP) finishes.

HTP31501S-1642.Top.Base Example: HTP31501S-1642.SAW.AH400



Parker Coffee Table



Style Number	Top Description	List Price	OH	OW	OD	Shipping Weight	Cube
HTP31501E-165630	wood	4,635	16	56	30	370	34.27

Note: Shipping Weight is 380 lbs for the solid surface top option

Note: Shipping Weight is 450 lbs for the engineered stone / quartz top option

Rectangular Top | Ash or Walnut Wood Base

PLEASE SPECIFY THE FOLLOWING TO ORDER:

MODEL NUMBER	TOP	TOP MATERIALS FINISH			BASE	BASE FINISH:
	Indicate top: AH = Ash NT = Walnut S = Solid Surface EQ = Engineered Quartz WP = Painted Wood	Options for wood finishes: AH = Ash 310 = Smoke Opaque 400 = Clear 402 = Black Opaque 403 = Grey Opaque 404 = Warm White Opaque 405 = Mist Opaque 406 = Denim Opaque 407 = Pewter Opaque 408 = Peppercorn Opaque 901 = Amber 902 = Designer White Opaque 911 = Warm Brick 929 = Nutmeg 937 = Bark 984 = Dark Roast 993 = Sumatra	Options for wood finishes: NT = Walnut 310 = Smoke Opaque 400 = Clear 402 = Black Opaque 403 = Grey Opaque 404 = Warm White Opaque 405 = Mist Opaque 406 = Denim Opaque 407 = Pewter Opaque 408 = Peppercorn Opaque 902 = Designer White Opaque 911 = Warm Brick 929 = Nutmeg 937 = Bark 984 = Dark Roast 993 = Sumatra	Options for solid surfaces: S = Solid Surface (standard) +\$401 AW = Alabaster White (premium) +\$1164 DWI = Designer White Options for engineered stone quartz: +\$1246 EQ = Engineered Quartz CU1 = Cumulous STI = Storm Grey Options for painted wood: WP = Painted Wood DW = Dove White High Gloss GR = Graphite High Gloss	Options for base wood type: AH = Ash NT = Walnut WP = Painted Wood	Options for base finish: See finishes listed at left for Ash (AH), Walnut (NT), and Painted Wood (WP) finishes.

HTP31501E-165630.Top.Base Example: HTP31501E-165630.SAW.AH400



Parker Console Table



Style Number	Top Description	List Price	OH	OW	OD	Shipping Weight	Cube
HTP31501E-266018	wood	4,520	26	60	18	275	28.9

Note: Shipping Weight is 275 lbs for the solid surface top option

Note: Shipping Weight is 330 lbs for the engineered stone / quartz top option

Rectangular Top | Ash or Walnut Wood Base

PLEASE SPECIFY THE FOLLOWING TO ORDER:

MODEL NUMBER	TOP	TOP MATERIALS FINISH			BASE	BASE FINISH:
	Indicate top: AH = Ash NT = Walnut S = Solid Surface EQ = Engineered Quartz WP = Painted Wood	Options for wood finishes: AH = Ash 310 = Smoke Opaque 400 = Clear 402 = Black Opaque 403 = Grey Opaque 404 = Warm White Opaque 405 = Mist Opaque 406 = Denim Opaque 407 = Pewter Opaque 408 = Peppercorn Opaque 901 = Amber 902 = Designer White Opaque 911 = Warm Brick 929 = Nutmeg 937 = Bark 984 = Dark Roast 993 = Sumatra	Options for wood finishes: NT = Walnut 310 = Smoke Opaque 400 = Clear 402 = Black Opaque 403 = Grey Opaque 404 = Warm White Opaque 405 = Mist Opaque 406 = Denim Opaque 407 = Pewter Opaque 408 = Peppercorn Opaque 902 = Designer White Opaque 911 = Warm Brick 929 = Nutmeg 937 = Bark 984 = Dark Roast 993 = Sumatra	Options for solid surfaces: S = Solid Surface (standard) +\$819 AW = Alabaster White (premium) +\$1250 DWI = Designer White Options for engineered stone quartz: +\$1246 EQ = Engineered Quartz CU1 = Cumulus STI = Storm Grey Options for painted wood: WP = Painted Wood DW = Dove White High Gloss GR = Graphite High Gloss	Options for base wood type: AH = Ash NT = Walnut WP = Painted Wood	Options for base finish: See finishes listed at left for Ash (AH), Walnut (NT), and Painted Wood (WP) finishes.

HTP31501E-266018.Top.Base Example: HTP31501E-266018.SAW.AH400



Parker Console Table



Style Number	Top Description	List Price	OH	OW	OD	Shipping Weight	Cube
HTP31501E-367218	wood	4,725	36	72	18	328	42.8

Note: Shipping Weight is 328 lbs for the solid surface top option

Note: Shipping Weight is 383 lbs for the engineered stone / quartz top option

Rectangular Top | Ash or Walnut Wood Base

PLEASE SPECIFY THE FOLLOWING TO ORDER:

MODEL NUMBER	TOP	TOP MATERIALS FINISH			BASE	BASE FINISH:
	Indicate top: AH = Ash NT = Walnut S = Solid Surface EQ = Engineered Quartz WP = Painted Wood	Options for wood finishes: AH = Ash 310 = Smoke Opaque 400 = Clear 402 = Black Opaque 403 = Grey Opaque 404 = Warm White Opaque 405 = Mist Opaque 406 = Denim Opaque 407 = Pewter Opaque 408 = Peppercorn Opaque 901 = Amber 902 = Designer White Opaque 911 = Warm Brick 929 = Nutmeg 937 = Bark 984 = Dark Roast 993 = Sumatra	Options for wood finishes: NT = Walnut 310 = Smoke Opaque 400 = Clear 402 = Black Opaque 403 = Grey Opaque 404 = Warm White Opaque 405 = Mist Opaque 406 = Denim Opaque 407 = Pewter Opaque 408 = Peppercorn Opaque 902 = Designer White Opaque 911 = Warm Brick 929 = Nutmeg 937 = Bark 984 = Dark Roast 993 = Sumatra	Options for solid surfaces: S = Solid Surface (standard) +\$895 AW = Alabaster White (premium) +\$1326 DWI = Designer White Options for engineered stone quartz: +\$1246 EQ = Engineered Quartz CU1 = Cumulous STI = Storm Grey Options for painted wood: WP = Painted Wood DW = Dove White High Gloss GR = Graphite High Gloss	Options for base wood type: AH = Ash NT = Walnut WP = Painted Wood	Options for base finish: See finishes listed at left for Ash (AH), Walnut (NT), and Painted Wood (WP) finishes.

HTP31501E-367218.Top.Base Example: HTP31501E-367218.SAW.AH400



Slice Occasional Table Series Specifications

Surfaces	Ash Wood Solid Surface
Table Tops	Solid surface material is available only on the 24” diameter occasional table and the 42” diameter coffee table.
Solid Surfaces	Solid Surface tops are 1 3/4” thick. Solid Surface Care Kits ship with each order. Additional kits available for \$54 List per kit.
Shape	Round Oval
Bases	Wood

Slice Side Table



Style Number	Top Description	List Price	OH	DIA	Shipping Weight	Cube
HTS10501R-2224	<i>wood</i>	2,200	22½	24	40	18

Note: When selecting wood top, the top finish will match the base finish.

Round Top | Ash Base

PLEASE SPECIFY THE FOLLOWING TO ORDER:

MODEL NUMBER	TOP	SPECIES & FINISH
	Indicate top: <input type="checkbox"/> W = Wood <input type="checkbox"/> S = Solid Surface Options for solid surfaces: S = Solid Surface (standard) +\$625 <input type="checkbox"/> AW = Alabaster White (premium) +\$950 <input type="checkbox"/> DWI = Designer White	Options for wood finishes: AH = Ash <input type="checkbox"/> 310 = Smoke Opaque <input type="checkbox"/> 400 = Clear +\$257 <input type="checkbox"/> 402 = Black Opaque <input type="checkbox"/> 403 = Grey Opaque <input type="checkbox"/> 404 = Warm White Opaque <input type="checkbox"/> 405 = Mist Opaque <input type="checkbox"/> 406 = Denim Opaque <input type="checkbox"/> 407 = Pewter Opaque <input type="checkbox"/> 408 = Peppercorn Opaque <input type="checkbox"/> 901 = Amber <input type="checkbox"/> 902 = Designer White Opaque <input type="checkbox"/> 911 = Warm Brick <input type="checkbox"/> 929 = Nutmeg <input type="checkbox"/> 937 = Bark <input type="checkbox"/> 984 = Dark Roast <input type="checkbox"/> 993 = Sumatra

HTS10501R-2224.Top.Base Example: HTS10501R-2224.W.AH400



Slice Side Table



Round Top | Ash Base

<i>Style Number</i>	<i>Top Description</i>	<i>List Price</i>	<i>OH</i>	<i>DIA</i>	<i>Shipping Weight</i>	<i>Cube</i>
HTS10501R-2218	<i>wood</i>	1,975	22½	18	25	8.7

LEVEL[®] Certified
SCS Indoor Advantage[™] Certified

PLEASE SPECIFY THE FOLLOWING TO ORDER:

MODEL NUMBER	SPECIES & FINISH
	Options for wood finishes: AH = Ash
	310 = Smoke Opaque
	400 = Clear +\$257
	402 = Black Opaque
	403 = Grey Opaque
	404 = Warm White Opaque
	405 = Mist Opaque
	406 = Denim Opaque
	407 = Pewter Opaque
	408 = Peppercorn Opaque
	901 = Amber
	902 = Designer White Opaque
	911 = Warm Brick
	929 = Nutmeg
	937 = Bark
	984 = Dark Roast
	993 = Sumatra

HTS10501R-2218.Top.Base Example: HTS10501R-2218.W.AH400



Slice Coffee Table



Style Number	Top Description	List Price	OH	DIA	Shipping Weight	Cube
HTS10501R-1642	wood	3,035	16 ⁵ / ₁₆	42	96	33

Note: When selecting wood top, the top finish will match the base finish.

Note: Shipping Weight is 52 lbs for the solid surface top option

Round Top | Ash Base

LEVEL* Certified
SCS Indoor Advantage™ Certified

PLEASE SPECIFY THE FOLLOWING TO ORDER:

MODEL NUMBER	TOP	SPECIES & FINISH
	Indicate top: W = Wood S = Solid Surface Options for solid surfaces: S = Solid Surface (standard) +\$2100 AW = Alabaster White (premium) +\$2800 DWI = Designer White	Options for wood finishes: AH = Ash 310 = Smoke Opaque 400 = Clear +\$257 402 = Black Opaque 403 = Grey Opaque 404 = Warm White Opaque 405 = Mist Opaque 406 = Denim Opaque 407 = Pewter Opaque 408 = Peppercorn Opaque 901 = Amber 902 = Designer White Opaque 911 = Warm Brick 929 = Nutmeg 937 = Bark 984 = Dark Roast 993 = Sumatra

HTS10501R-1642.Top.Base Example: HTS10501R-1642.SAW.AH400



Slice Oval Coffee Table



<i>Style Number</i>	<i>Top Description</i>	<i>List Price</i>	<i>OH</i>	<i>OW</i>	<i>DIA</i>	<i>Shipping Weight</i>	<i>Cube</i>
HTS10501V-165424	<i>wood</i>	2,875	16 ⁵ / ₁₆	54 ¹ / ₄	24 ³ / ₄	74	48

Oval Top | Ash Base

LEVEL* Certified
SCS Indoor Advantage™ Certified

PLEASE SPECIFY THE FOLLOWING TO ORDER:

MODEL NUMBER	SPECIES & FINISH
	Options for wood finishes: AH = Ash
	310 = Smoke Opaque
	400 = Clear
	402 = Black Opaque
	403 = Grey Opaque
	404 = Warm White Opaque
	405 = Mist Opaque
	406 = Denim Opaque
	407 = Pewter Opaque
	408 = Peppercorn Opaque
	901 = Amber
	902 = Designer White Opaque
	911 = Warm Brick
	929 = Nutmeg
	937 = Bark
	984 = Dark Roast
	993 = Sumatra

HTS10501V-165424.Finish Example: HTS10501V-165424.AH400



Trestle Table Series Specifications

Surfaces Wood | Solid Surface

Veneer top is 1/2" thick.
Shelf is 3/4" thick.

Solid surface tops are 1/2" thick and rest upon a 3/4" thick maple subtop.

Solid Surface Care Kits ship with each order. Additional kits available for \$54 List per kit.

Shape Round

Base Wood

Trestle Side Table



Style Number	Top Description	List Price	OH	DIA	Shipping Weight	Cube
HTR31201R-2222	wood	2,135	22	22	34	18

Note: Shipping Weight is 55 lbs for the solid surface top option

Round Top | Shelf | Oak Base

LEVEL[®] Certified
SCS Indoor Advantage[™] Certified


PLEASE SPECIFY THE FOLLOWING TO ORDER:

MODEL NUMBER	TOP	SPECIES & FINISH	SOLID SURFACE
	Indicate top: W = Wood S = Solid Surface	Options for wood finishes: RK = Oak 310 = Smoke Opaque 400 = Clear 402 = Black Opaque 403 = Grey Opaque 404 = Warm White Opaque 405 = Mist Opaque 406 = Denim Opaque 407 = Pewter Opaque 408 = Peppercorn Opaque 901 = Amber 902 = Designer White Opaque 911 = Warm Brick 929 = Nutmeg 937 = Bark 984 = Dark Roast 993 = Sumatra	Options for solid surfaces: S = Solid Surface (standard) +\$1226 AW = Alabaster White (premium) +\$1263 DWI = Designer White

HTR31201R-2222.Top Example: HTR31201R-2222.RK400



Trestle Coffee Table



Style Number	Top Description	List Price	OH	DIA	Shipping Weight	Cube
HTR31201R-1644	wood	3,560	16	44	94	33

Note: Shipping Weight is 233 lbs for the solid surface top option

Round Top | Shelf | Oak Base

LEVEL* Certified

PLEASE SPECIFY THE FOLLOWING TO ORDER:

MODEL NUMBER	TOP	SPECIES & FINISH	SOLID SURFACE
	Indicate top: <input type="checkbox"/> W = Wood <input type="checkbox"/> S = Solid Surface	Options for wood finishes: RK = Oak <input type="checkbox"/> 310 = Smoke Opaque <input type="checkbox"/> 400 = Clear <input type="checkbox"/> 402 = Black Opaque <input type="checkbox"/> 403 = Grey Opaque <input type="checkbox"/> 404 = Warm White Opaque <input type="checkbox"/> 405 = Mist Opaque <input type="checkbox"/> 406 = Denim Opaque <input type="checkbox"/> 407 = Pewter Opaque <input type="checkbox"/> 408 = Peppercorn Opaque <input type="checkbox"/> 901 = Amber <input type="checkbox"/> 902 = Designer White Opaque <input type="checkbox"/> 911 = Warm Brick <input type="checkbox"/> 929 = Nutmeg <input type="checkbox"/> 937 = Bark <input type="checkbox"/> 984 = Dark Roast <input type="checkbox"/> 993 = Sumatra	Options for solid surfaces: S = Solid Surface (standard) +\$4902 <input type="checkbox"/> AW = Alabaster White (premium) +\$5012 <input type="checkbox"/> DWI = Designer White

HTR31201R-1644.Top Example: HTR31201R-1644.RK400



Triscape Table Series Specifications

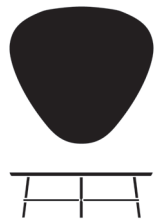
Surfaces Wood | Laminate | Solid Surface
 Solid surface tops are 1" thick. Standard in Alabaster White. Premium solid surface colors may be specified.
 Laminate and Solid Surfaces are SCS Indoor Advantage™ Certified.
 Solid surface care kits ship with each order. Additional kits available for \$54 list per kit.

Shape Soft Triangle

Base Black Powder Coat | Polished Stainless Steel | White Powder Coat

Seating Disc Upholstered

Triscape Coffee Table



Style Number	Top Description	List Price	OH	OW	OD	Shipping Weight	Cube
HTK61401T-154746	wood, laminate	2,555	15¼	47¾	46¾	90	39.1

Soft Triangle Top | Black Powder Coat Base

LEVEL® Certified
 SCS Indoor Advantage™ Certified

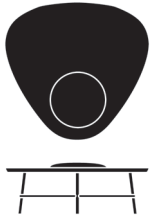
PLEASE SPECIFY THE FOLLOWING TO ORDER:

MODEL NUMBER	TOP	FINISH	SOLID SURFACE	BASE FINISH	
	Indicate top: AH = Ash PL = Laminate S = Solid Surface	Options for laminate finishes: PL = Laminate 701 = Bourbon Cherry 7935 = Shaker Cherry 7943 = Columbian Walnut 7964 = Skyline Walnut 7965 = Walnut Heights BW = Beigewood WP110 = Looks Likatre SW803 = Eggshell White SW806 = Carnation White WH = Designer White	Options for wood finishes: AH = Ash 310 = Smoke Opaque 400 = Clear 402 = Black Opaque 403 = Grey Opaque 404 = Warm White Opaque 405 = Mist Opaque 406 = Denim Opaque 407 = Pewter Opaque 408 = Peppercorn Opaque 901 = Amber 902 = Designer White Opaque 911 = Warm Brick 929 = Nutmeg 937 = Bark 984 = Dark Roast 993 = Sumatra	Options for solid surfaces: S = Solid Surface (standard) +\$3986 AW = Alabaster White (premium) +\$4065 DWI = Designer White	Options for metal finish: BL = Black Powder Coat PSS = Polished Stainless Steel +\$100 WI = White Powder Coat

HTK61401T-154746.Top.Base Example: HTK61401T-154746.AH400.BL



Triscape Coffee Table with Seating Disc



Style Number	Top Description	Sq. ft.	Yards	OH	OW	OD	Shipping Weight	Cube
HTK61401T-174746	wood, laminate, solid surface seating disc	13½	¾	17	47¾	46⅝	95	39.1

List Prices

Note: Shipping Weight is 328 lbs for the solid surface top option

Grade A	2685	Grade G	2740	Leather I	2890
Grade B	2690	Grade H	2750	Leather II	2950
COM/Grade C	2700	Grade J	2760	Leather III	3010
Grade D	2710	Grade K	2775	Leather IV	3070
Grade E	2715	Grade L	2800	Leather V	3130
Grade F	2725	Grade M	2835	Leather VI	3190

Soft Triangle Top | Black Powder Coat Base | Round Seating Disc

PLEASE SPECIFY THE FOLLOWING TO ORDER:

MODEL NUMBER	TEXTILES	FLAMMABILITY	TOP	FINISH	BASE FINISH	
	Indicate fabric choice for cushions: See options for seat cushion fabrics at www.hbftextiles.com	Indicate flammability: U = Cal 117 U3 = Cal 133	Indicate top: AH = Ash PL = Laminate S = Solid Surface	Options for laminate finishes: PL = Laminate 701 = Bourbon Cherry 7935 = Shaker Cherry 7943 = Columbian Walnut 7964 = Skyline Walnut 7965 = Walnut Heights BW = Beigewood WP110 = Looks Likatre SW803 = Eggshell White SW806 = Carnation White WH = Designer White Options for solid surfaces: S = Solid Surface (standard) +\$3986 AW = Alabaster White (premium) +\$4122 DW1 = Designer White	Options for wood finishes: AH = Ash 310 = Smoke Opaque 400 = Clear 402 = Black Opaque 403 = Grey Opaque 404 = Warm White Opaque 405 = Mist Opaque 406 = Denim Opaque 407 = Pewter Opaque 408 = Peppercorn Opaque 901 = Amber 902 = Designer White Opaque 911 = Warm Brick 929 = Nutmeg 937 = Bark 984 = Dark Roast 993 = Sumatra	Options for metal finish: BL = Black Powder Coat PSS = Polished Stainless Steel +\$100 WI = White Powder Coat


HTK61401T-174746.Fabric.Flammability.Top.Base Example: HTK61401T-174746.922-10.U.AH400.BL



Universal Occasional Table Series Specifications

Surfaces	Ash Veneer Solid Surface
Column	Powder Coat
Base	Powder Coat Polished Aluminum
Shape	Round Soft Square Square

Universal Coffee Table



<i>Style Number</i>	<i>Top Description</i>	<i>List Price</i>	<i>OH</i>	<i>Diameter</i>	<i>Shipping Weight</i>	<i>Cube</i>
HTB51801R-1630	wood	2,115	16	30	65	114.1

Ash | Round Top | Powder Coat Base


PLEASE SPECIFY THE FOLLOWING TO ORDER:

MODEL NUMBER	TOP MATERIALS FINISH		METAL FINISH: BASE
	Options for wood finishes: AH = Ash	Options for solid surfaces: S = Solid Surface +\$1000	Options for metal finish:
	<ul style="list-style-type: none"> 310 = Smoke Opaque 400 = Clear 402 = Black Opaque 403 = Grey Opaque 404 = Warm White Opaque 405 = Mist Opaque 406 = Denim Opaque 407 = Pewter Opaque 408 = Peppercorn Opaque 901 = Amber 902 = Designer White Opaque 911 = Warm Brick 929 = Nutmeg 937 = Bark 984 = Dark Roast 993 = Sumatra 	<ul style="list-style-type: none"> DWI = Designer White 	<ul style="list-style-type: none"> BL = Black Powder Coat WI = White Powder Coat LG = Light Grey Powder Coat PAL = Polished Aluminum +\$75

HTB51801R-1630.Top.Base Example: HTB51801R-1630.AH400.BL



Universal Coffee Table



Style Number	Top Description	List Price	OH	Diameter	Shipping Weight	Cube
HTB51801R-1636	wood	2,140	16	36	65	114.1

Ash | Round Top | Powder Coat Base

PLEASE SPECIFY THE FOLLOWING TO ORDER:

MODEL NUMBER	TOP MATERIALS FINISH	METAL FINISH: BASE
	<p>Options for wood finishes: AH = Ash</p> <p>Options for solid surfaces: S = Solid Surface +\$1000</p> <p>DWI = Designer White</p> <ul style="list-style-type: none"> 310 = Smoke Opaque 400 = Clear 402 = Black Opaque 403 = Grey Opaque 404 = Warm White Opaque 405 = Mist Opaque 406 = Denim Opaque 407 = Pewter Opaque 408 = Peppercorn Opaque 901 = Amber 902 = Designer White Opaque 911 = Warm Brick 929 = Nutmeg 937 = Bark 984 = Dark Roast 993 = Sumatra 	<p>Options for metal finish:</p> <ul style="list-style-type: none"> BL = Black Powder Coat WI = White Powder Coat LG = Light Grey Powder Coat PAL = Polished Aluminum +\$75

HTB51801R-1636.Top.Base Example: HTB51801R-1636.AH400.BL



Universal Coffee Table



Style Number	Top Description	List Price	OH	OW	OD	Shipping Weight	Cube
HTB51801S-1630	wood	2,115	16	30	30	65	114.1

Ash | Square Top | Powder Coat Base


PLEASE SPECIFY THE FOLLOWING TO ORDER:

<p>MODEL NUMBER</p>	<p>TOP MATERIALS FINISH</p> <p>Options for wood finishes: AH = Ash</p> <ul style="list-style-type: none"> 310 = Smoke Opaque 400 = Clear 402 = Black Opaque 403 = Grey Opaque 404 = Warm White Opaque 405 = Mist Opaque 406 = Denim Opaque 407 = Pewter Opaque 408 = Peppercorn Opaque 901 = Amber 902 = Designer White Opaque 911 = Warm Brick 929 = Nutmeg 937 = Bark 984 = Dark Roast 993 = Sumatra <p>Options for solid surfaces: S = Solid Surface +\$1050</p> <p>DWI = Designer White</p>	<p>METAL FINISH: BASE</p> <p>Options for metal finish:</p> <ul style="list-style-type: none"> BL = Black Powder Coat WI = White Powder Coat LG = Light Grey Powder Coat PAL = Polished Aluminum +\$75
---------------------	---	---

HTB51801S-1630.Top.Base Example: HTB51801S-1630.AH400.BL



Universal Coffee Table



Style Number	Top Description	List Price	OH	OW	OD	Shipping Weight	Cube
HTB51801S-1636	wood	2,140	16	36	36	65	114.1

Ash | Square Top | Powder Coat Base

PLEASE SPECIFY THE FOLLOWING TO ORDER:

MODEL NUMBER	TOP MATERIALS FINISH	METAL FINISH: BASE
	<p>Options for wood finishes: AH = Ash</p> <p>Options for solid surfaces: S = Solid Surface +\$1050</p> <p>DWI = Designer White</p> <ul style="list-style-type: none"> 310 = Smoke Opaque 400 = Clear 402 = Black Opaque 403 = Grey Opaque 404 = Warm White Opaque 405 = Mist Opaque 406 = Denim Opaque 407 = Pewter Opaque 408 = Peppercorn Opaque 901 = Amber 902 = Designer White Opaque 911 = Warm Brick 929 = Nutmeg 937 = Bark 984 = Dark Roast 993 = Sumatra 	<p>Options for metal finish:</p> <ul style="list-style-type: none"> BL = Black Powder Coat WI = White Powder Coat LG = Light Grey Powder Coat PAL = Polished Aluminum +\$75

HTB51801S-1636.Top.Base Example: HTB51801S-1636.AH400.BL



Universal Coffee Table



<i>Style Number</i>	<i>Top Description</i>	<i>List Price</i>	<i>OH</i>	<i>OW</i>	<i>OD</i>	<i>Shipping Weight</i>	<i>Cube</i>
HTB51801Q-1630	wood	2,115	16	30	30	65	114.1

Ash | Soft Square Top | Powder Coat Base

PLEASE SPECIFY THE FOLLOWING TO ORDER:

<p>MODEL NUMBER</p>	<p>TOP MATERIALS FINISH</p> <p>Options for wood finishes: AH = Ash</p> <ul style="list-style-type: none"> 310 = Smoke Opaque 400 = Clear 402 = Black Opaque 403 = Grey Opaque 404 = Warm White Opaque 405 = Mist Opaque 406 = Denim Opaque 407 = Pewter Opaque 408 = Peppercorn Opaque 901 = Amber 902 = Designer White Opaque 911 = Warm Brick 929 = Nutmeg 937 = Bark 984 = Dark Roast 993 = Sumatra <p>Options for solid surfaces: S = Solid Surface +\$1225</p> <p>DWI = Designer White</p>	<p>METAL FINISH: BASE</p> <p>Options for metal finish:</p> <ul style="list-style-type: none"> BL = Black Powder Coat WI = White Powder Coat LG = Light Grey Powder Coat PAL = Polished Aluminum +\$75
----------------------------	--	--

HTB51801Q-1630.Top.Base Example: HTB51801Q-1630.AH400.BL



Universal Coffee Table



Style Number	Top Description	List Price	OH	OW	OD	Shipping Weight	Cube
HTB51801Q-1636	wood	2,140	16	36	36	65	114.1

Ash | Soft Square Top | Powder Coat Base


PLEASE SPECIFY THE FOLLOWING TO ORDER:

<p>MODEL NUMBER</p>	<p>TOP MATERIALS FINISH</p> <p>Options for wood finishes: AH = Ash</p> <ul style="list-style-type: none"> 310 = Smoke Opaque 400 = Clear 402 = Black Opaque 403 = Grey Opaque 404 = Warm White Opaque 405 = Mist Opaque 406 = Denim Opaque 407 = Pewter Opaque 408 = Peppercorn Opaque 901 = Amber 902 = Designer White Opaque 911 = Warm Brick 929 = Nutmeg 937 = Bark 984 = Dark Roast 993 = Sumatra 	<p>Options for solid surfaces: S = Solid Surface +\$1225</p> <p>DWI = Designer White</p>	<p>METAL FINISH: BASE</p> <p>Options for metal finish:</p> <ul style="list-style-type: none"> BL = Black Powder Coat WI = White Powder Coat LG = Light Grey Powder Coat PAL = Polished Aluminum +\$75
----------------------------	---	--	--

HTB51801Q-1636.Top.Base Example: HTB51801Q-1636.AH400.BL



Universal Coffee Table



Style Number	Top Description	List Price	OH	Diameter	Shipping Weight	Cube
HTB51801R-2030	wood	2,170	20	30	65	114.1

Ash | Round Top | Powder Coat Base & Column


PLEASE SPECIFY THE FOLLOWING TO ORDER:

MODEL NUMBER	TOP MATERIALS FINISH	METAL FINISH: BASE	METAL FINISH: COLUMN	
	<p>Options for wood finishes: AH = Ash</p> <ul style="list-style-type: none"> <input type="checkbox"/> 310 = Smoke Opaque <input type="checkbox"/> 400 = Clear <input type="checkbox"/> 402 = Black Opaque <input type="checkbox"/> 403 = Grey Opaque <input type="checkbox"/> 404 = Warm White Opaque <input type="checkbox"/> 405 = Mist Opaque <input type="checkbox"/> 406 = Denim Opaque <input type="checkbox"/> 407 = Pewter Opaque <input type="checkbox"/> 408 = Peppercorn Opaque <input type="checkbox"/> 901 = Amber <input type="checkbox"/> 902 = Designer White Opaque <input type="checkbox"/> 911 = Warm Brick <input type="checkbox"/> 929 = Nutmeg <input type="checkbox"/> 937 = Bark <input type="checkbox"/> 984 = Dark Roast <input type="checkbox"/> 993 = Sumatra 	<p>Options for solid surfaces: S = Solid Surface +\$1000</p> <p><input type="checkbox"/> DWI = Designer White</p>	<p>Options for metal finish:</p> <ul style="list-style-type: none"> <input type="checkbox"/> BL = Black Powder Coat <input type="checkbox"/> WI = White Powder Coat <input type="checkbox"/> LG = Light Grey Powder Coat <p><input type="checkbox"/> PAL = Polished Aluminum +\$75</p>	<p>Options for metal finish:</p> <ul style="list-style-type: none"> <input type="checkbox"/> BL = Black Powder Coat <input type="checkbox"/> WI = White Powder Coat <input type="checkbox"/> LG = Light Grey Powder Coat

HTB51801Q-2030.Top.Base.Column Example: HTB51801Q-2030.AH400.BL.BL



Universal Coffee Table



Style Number	Top Description	List Price	OH	Diameter	Shipping Weight	Cube
HTB51801R-2036	wood	2,195	20	36	65	114.1

Ash | Round Top | Powder Coat Base & Column


PLEASE SPECIFY THE FOLLOWING TO ORDER:

MODEL NUMBER	TOP MATERIALS FINISH	METAL FINISH: BASE	METAL FINISH: COLUMN	
	<p>Options for wood finishes: AH = Ash</p> <ul style="list-style-type: none"> <input type="checkbox"/> 310 = Smoke Opaque <input type="checkbox"/> 400 = Clear <input type="checkbox"/> 402 = Black Opaque <input type="checkbox"/> 403 = Grey Opaque <input type="checkbox"/> 404 = Warm White Opaque <input type="checkbox"/> 405 = Mist Opaque <input type="checkbox"/> 406 = Denim Opaque <input type="checkbox"/> 407 = Pewter Opaque <input type="checkbox"/> 408 = Peppercorn Opaque <input type="checkbox"/> 901 = Amber <input type="checkbox"/> 902 = Designer White Opaque <input type="checkbox"/> 911 = Warm Brick <input type="checkbox"/> 929 = Nutmeg <input type="checkbox"/> 937 = Bark <input type="checkbox"/> 984 = Dark Roast <input type="checkbox"/> 993 = Sumatra 	<p>Options for solid surfaces: S = Solid Surface +\$1000</p> <p><input type="checkbox"/> DWI = Designer White</p>	<p>Options for metal finish:</p> <ul style="list-style-type: none"> <input type="checkbox"/> BL = Black Powder Coat <input type="checkbox"/> WI = White Powder Coat <input type="checkbox"/> LG = Light Grey Powder Coat <p><input type="checkbox"/> PAL = Polished Aluminum +\$75</p>	<p>Options for metal finish:</p> <ul style="list-style-type: none"> <input type="checkbox"/> BL = Black Powder Coat <input type="checkbox"/> WI = White Powder Coat <input type="checkbox"/> LG = Light Grey Powder Coat

HTB51801R-2036.Top.Base.Column Example: HTB51801R-2036.AH400.BL.BL



Universal Coffee Table



Style Number	Top Description	List Price	OH	OW	OD	Shipping Weight	Cube
HTB51801S-2030	wood	2,170	20	30	30	65	114.1

Ash | Square Top | Powder Coat Base & Column


PLEASE SPECIFY THE FOLLOWING TO ORDER:

MODEL NUMBER	TOP MATERIALS FINISH	METAL FINISH: BASE	METAL FINISH: COLUMN
	<p>Options for wood finishes: AH = Ash</p> <ul style="list-style-type: none"> 310 = Smoke Opaque 400 = Clear 402 = Black Opaque 403 = Grey Opaque 404 = Warm White Opaque 405 = Mist Opaque 406 = Denim Opaque 407 = Pewter Opaque 408 = Peppercorn Opaque 901 = Amber 902 = Designer White Opaque 911 = Warm Brick 929 = Nutmeg 937 = Bark 984 = Dark Roast 993 = Sumatra <p>Options for solid surfaces: S = Solid Surface +\$1050</p> <p>DWI = Designer White</p>	<p>Options for metal finish:</p> <ul style="list-style-type: none"> BL = Black Powder Coat WI = White Powder Coat LG = Light Grey Powder Coat <p>PAL = Polished Aluminum +\$75</p>	<p>Options for metal finish:</p> <ul style="list-style-type: none"> BL = Black Powder Coat WI = White Powder Coat LG = Light Grey Powder Coat

HTB51801S-2030.Top.Base.Column Example: HTB51801S-2030.AH400.BL.BL



Universal Coffee Table



Style Number	Top Description	List Price	OH	OW	OD	Shipping Weight	Cube
HTB51801S-2036	wood	2,195	20	36	36	65	114.1

Ash | Square Top | Powder Coat Base & Column

PLEASE SPECIFY THE FOLLOWING TO ORDER:

MODEL NUMBER	TOP MATERIALS FINISH	METAL FINISH: BASE	METAL FINISH: COLUMN
	<p>Options for wood finishes: AH = Ash</p> <p>Options for solid surfaces: S = Solid Surface +\$1050</p> <p>DWI = Designer White</p> <ul style="list-style-type: none"> 310 = Smoke Opaque 400 = Clear 402 = Black Opaque 403 = Grey Opaque 404 = Warm White Opaque 405 = Mist Opaque 406 = Denim Opaque 407 = Pewter Opaque 408 = Peppercorn Opaque 901 = Amber 902 = Designer White Opaque 911 = Warm Brick 929 = Nutmeg 937 = Bark 984 = Dark Roast 993 = Sumatra 	<p>Options for metal finish:</p> <ul style="list-style-type: none"> BL = Black Powder Coat WI = White Powder Coat LG = Light Grey Powder Coat <p>PAL = Polished Aluminum +\$75</p>	<p>Options for metal finish:</p> <ul style="list-style-type: none"> BL = Black Powder Coat WI = White Powder Coat LG = Light Grey Powder Coat

HTB51801S-2036.Top.Base.Column Example: HTB51801S-2036.AH400.BL.BL



Universal Coffee Table



Style Number	Top Description	List Price	OH	OW	OD	Shipping Weight	Cube
HTB51801Q-2030	wood	2,170	20	30	30	65	114.1

Ash | Soft Square Top | Powder Coat Base & Column


PLEASE SPECIFY THE FOLLOWING TO ORDER:

MODEL NUMBER	TOP MATERIALS FINISH	METAL FINISH: BASE	METAL FINISH: COLUMN	
	<p>Options for wood finishes: AH = Ash</p> <ul style="list-style-type: none"> 310 = Smoke Opaque 400 = Clear 402 = Black Opaque 403 = Grey Opaque 404 = Warm White Opaque 405 = Mist Opaque 406 = Denim Opaque 407 = Pewter Opaque 408 = Peppercorn Opaque 901 = Amber 902 = Designer White Opaque 911 = Warm Brick 929 = Nutmeg 937 = Bark 984 = Dark Roast 993 = Sumatra 	<p>Options for solid surfaces: S = Solid Surface +\$1225</p> <p>DWI = Designer White</p>	<p>Options for metal finish:</p> <ul style="list-style-type: none"> BL = Black Powder Coat WI = White Powder Coat LG = Light Grey Powder Coat <p>PAL = Polished Aluminum +\$75</p>	<p>Options for metal finish:</p> <ul style="list-style-type: none"> BL = Black Powder Coat WI = White Powder Coat LG = Light Grey Powder Coat

HTB51801Q-2030.Top.Base.Column Example: HTB51801Q-2030.AH400.BL.BL



Universal Coffee Table



Style Number	Top Description	List Price	OH	OW	OD	Shipping Weight	Cube
HTB51801Q-2036	wood	2,195	20	36	36	65	114.1

Ash | Soft Square Top | Powder Coat Base & Column

PLEASE SPECIFY THE FOLLOWING TO ORDER:

MODEL NUMBER	TOP MATERIALS FINISH	METAL FINISH: BASE	METAL FINISH: COLUMN
	<p>Options for wood finishes: AH = Ash</p> <ul style="list-style-type: none"> 310 = Smoke Opaque 400 = Clear 402 = Black Opaque 403 = Grey Opaque 404 = Warm White Opaque 405 = Mist Opaque 406 = Denim Opaque 407 = Pewter Opaque 408 = Peppercorn Opaque 901 = Amber 902 = Designer White Opaque 911 = Warm Brick 929 = Nutmeg 937 = Bark 984 = Dark Roast 993 = Sumatra <p>Options for solid surfaces: S = Solid Surface +\$1225</p> <ul style="list-style-type: none"> DWI = Designer White 	<p>Options for metal finish:</p> <ul style="list-style-type: none"> BL = Black Powder Coat WI = White Powder Coat LG = Light Grey Powder Coat <p>PAL = Polished Aluminum +\$75</p>	<p>Options for metal finish:</p> <ul style="list-style-type: none"> BL = Black Powder Coat WI = White Powder Coat LG = Light Grey Powder Coat

HTB51801Q-2036.Top.Base.Column Example: HTB51801Q-2036.AH400.BL.BL