



730 EJ

Articulated Truck

Technical Specifications

Configurations and features may vary by region. Please consult your Cat® dealer for availability in your area.

Table of Contents

Specifications	2
Engine	2
Weights	2
Body Capacities	2
Transmission	2
Sound Levels	2
Operating Weights	3
Body Plate	3
Blade Eject/Retract	3
Service Refill Capacities	3
Standards	3
Dimensions	4
Turning Circle	5
Steering	5
Optimal Loader/Truck Pass Matching	5
Gradeability/Speed/Rimpull	6
Retarding Performance	7
 Standard and Optional Equipment	 8

730 EJ Articulated Truck Specifications

Engine

Engine Model	Cat® C13A	
Gross Power (SAE J1995)	280 kW	375 hp
Net Power (SAE J1349)	274 kW	367 hp
Engine (ISO 14396)	276 kW	370 hp
Bore	130 mm	5.1 in
Stroke	157 mm	6.2 in
Displacement	12.5 L	763 in ³

- Advertised power is tested per the specified standard in effect at the time of manufacture.
- Advertised power is tested at 1,800 rpm.
- Net power available at the flywheel when the engine is equipped with alternator, air cleaner, muffler, and fan at minimum speed.
- Net power when the fan is at maximum speed is 274 kW (367 hp) per the SAE reference conditions.
- Two engine emission options available:
 1. Meets Brazil MAR-1 emission standards, equivalent to U.S. EPA Tier 3 and EU Stage IIIA.
 2. Noncertified configuration that is equivalent to U.S. EPA Tier 2 and EU Stage II.

No Engine Derating Required Below	3990 m	13,100 ft
Peak Engine Torque Gross (SAE J1995:2014)	1830 N·m	1,350 lbf-ft
Peak Engine Torque Net (SAE J1349:2011)	1810 N·m	1,335 lbf-ft
Peak Engine Torque Speed	1200 rpm	

Weights

Rated Payload	27.1 tonnes	30 tons
---------------	-------------	---------

Body Capacities

Heaped SAE 2:1	16.9 m ³	22.1 yd ³
Struck	13.5 m ³	17.7 yd ³

Transmission

Forward 1	8 km/h	5 mph
Forward 2	15 km/h	9 mph
Forward 3	22 km/h	14 mph
Forward 4	34 km/h	21 mph
Forward 5	47 km/h	29 mph
Forward 6	55 km/h	34 mph
Reverse 1	9 km/h	6 mph

Sound Levels

Interior Cab	72 dB(A)
--------------	----------

- The declared dynamic operator sound pressure level is 72 dB(A) when ISO 6396:2008 is used to measure the value for an enclosed cab. The measurement was conducted at 70% of the cooling fan's maximum speed. The sound level may vary at different cooling fan speeds. The measurement was conducted with the cab doors and the cab windows closed. The cab was properly installed and maintained.
- Hearing protection may be needed when operating with an open operator station and cab or when not properly maintained or doors/windows open for extended periods or in noisy environments.

730 EJ Articulated Truck Specifications

Operating Weights

Front Axle – Empty	14 870 kg	32,783 lb
Center Axle – Empty	5630 kg	12,412 lb
Rear Axle – Empty	5410 kg	11,927 lb
Total – Empty	25 910 kg	57,122 lb
Front Axle – Rated Load	650 kg	1,433 lb
Center Axle – Rated Load	13 225 kg	29,156 lb
Rear Axle – Rated Load	13 225 kg	29,156 lb
Total – Rated Load	27 100 kg	59,745 lb
Front Axle – Loaded	15 520 kg	34,216 lb
Center Axle – Loaded	18 855 kg	41,568 lb
Rear Axle – Loaded	18 635 kg	41,083 lb
Total – Loaded	53 010 kg	116,867 lb

Body Plate

High-strength Brinell HB450 wear resistant steel

Blade Eject/Retract

Eject time	12 seconds
Retract time	15 seconds

Service Refill Capacities

Fuel Tank	400 L	106.0 gal
Cooling System	83 L	21.9 gal
Hydraulic System	123 L	32.5 gal
Engine Crankcase	43 L	11.4 gal
Transmission	47 L	12.4 gal
Final Drives/Differential	125 L	33 gal
Output Transfer Gear Box	25 L	6.6 gal

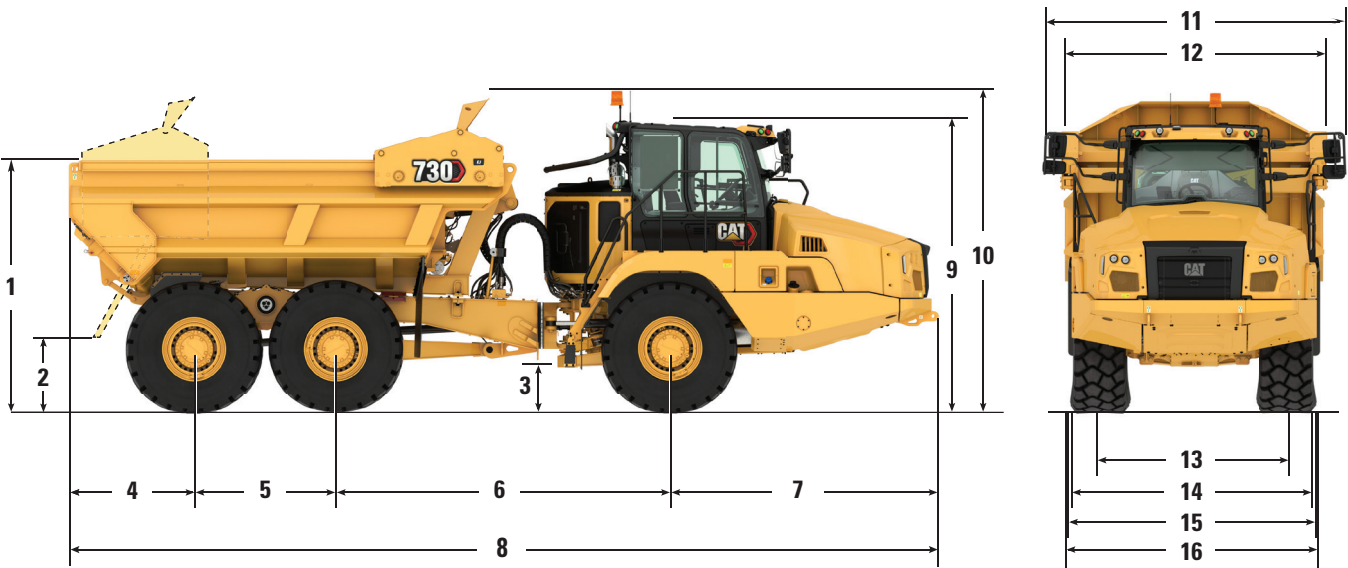
Standards

Brakes	ISO 3450:2011
Cab/Falling Objects Protective Structure (FOPS)	ISO 3449:2005 Level II
Cab/Rollover Protective Structure (ROPS)	ISO 3471:2008
Steering	ISO 5010:2019

730 EJ Articulated Truck Specifications

Dimensions

All dimensions are approximate.



	mm	ft/in
1 Load over Height	3025	9'11"
2 Ground Clearance to Body Height	884	2'11"
3 Ground Clearance	515	1'8"
4 Rear Axle Center to Body Rear	1487	4'11"
5 Mid Axle to Rear Axle Center	1700	5'7"
6 Mid Axle to Front Axle (Centers)	3979	13'1"
7 Front Axle Center to Machine Front	3210	10'6"
8 Overall Length	10 376	34'0"
9 Ground Height to Top of Cab	3473	11'4"
10 Height Transport Position	3751	12'4"
11 Overall Width	3676	12'1"
12 Body Width	3251	10'8"
13 Track Width	2275	7'6"
14 Width over Fenders	2950	9'8"
15 Width over Free Tire	3013	9'11"
16 Max Laden over Tire Bulge	3082	10'1"

730 EJ Articulated Truck Specifications

Turning Circle

Dimensions are for machines equipped with 750/65 R25 tires.

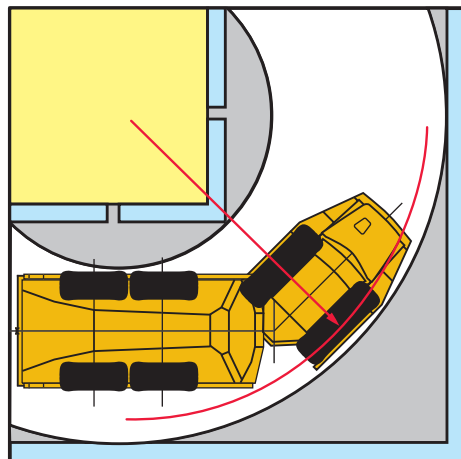
Turning Dimensions

Steer Angle – From Center Left/Right	45°	
SAE Turning Radius	7470 mm	294 in
Clearance Radius	8075 mm	318 in
Inside Radius	3849 mm	152 in
Aisle Width	5424 mm	214 in

Steering

Lock to Lock

4.75 seconds @ 60 rpm



Optimal Loader/Truck Pass Matching

Hydraulic Excavators	350/352		336	
Passes	4-5		5-6	
Wheel Loaders	972/972 XE	966/966 XE	962	950
Passes	3-4	4	4-5	5

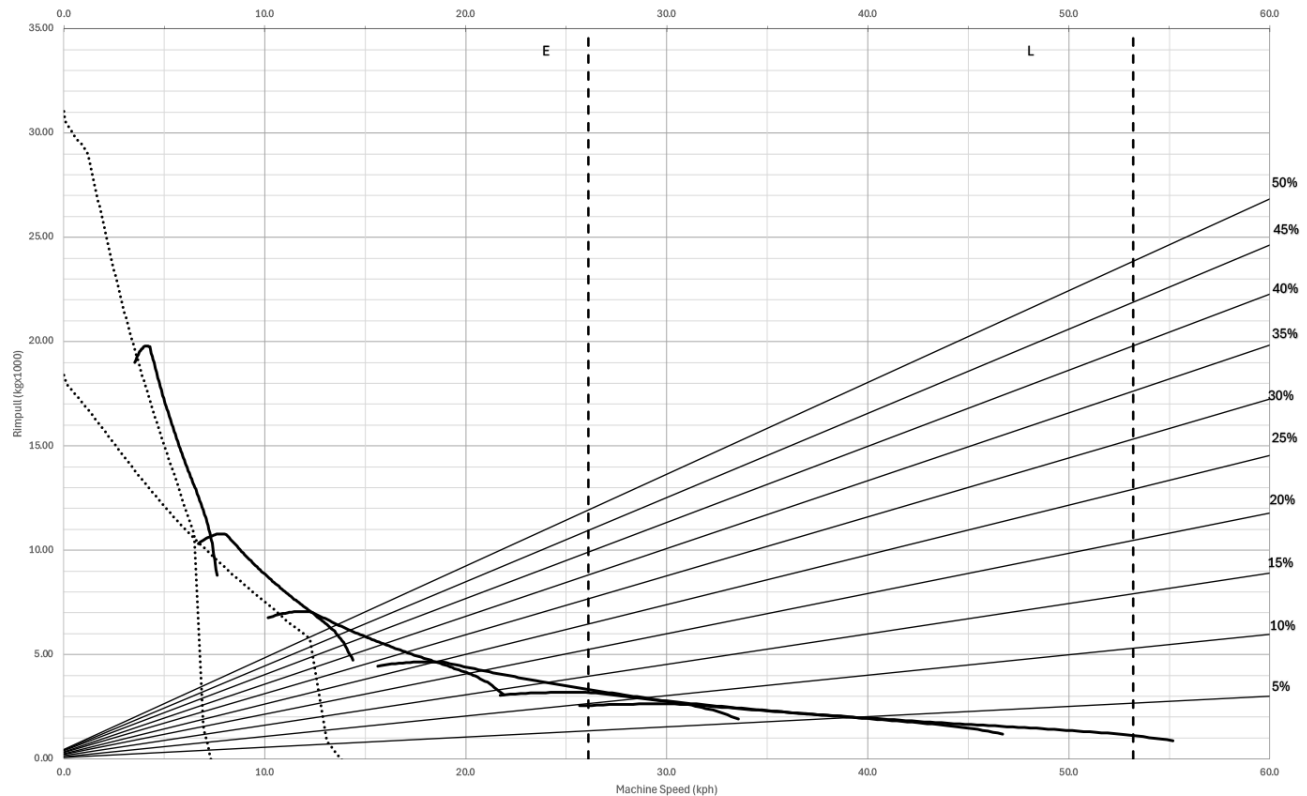
An optimum system match gives you a major productivity advantage. The 730 EJ is an excellent match for the Cat 350/352 and 336 Hydraulic Excavators; and Cat 972, 966, 962 and 950 Wheel Loaders. Having matched loading and hauling tools results in increased production and lower system costs per unit of volume moved.

730 EJ Articulated Truck Specifications

Gradeability/Speed/Rimpull

To determine performance, read from Gross Weight down to % Total Resistance. Total Resistance equals actual % grade plus 1% for each 10 kg/metric ton (20 lb/ton) of Rolling Resistance. From this point, read horizontally to the curve with the highest attainable speed range. Then, go down to Maximum Speed. Usable Rimpull depends on traction available.

MACHINE MASS (KG X 1000)



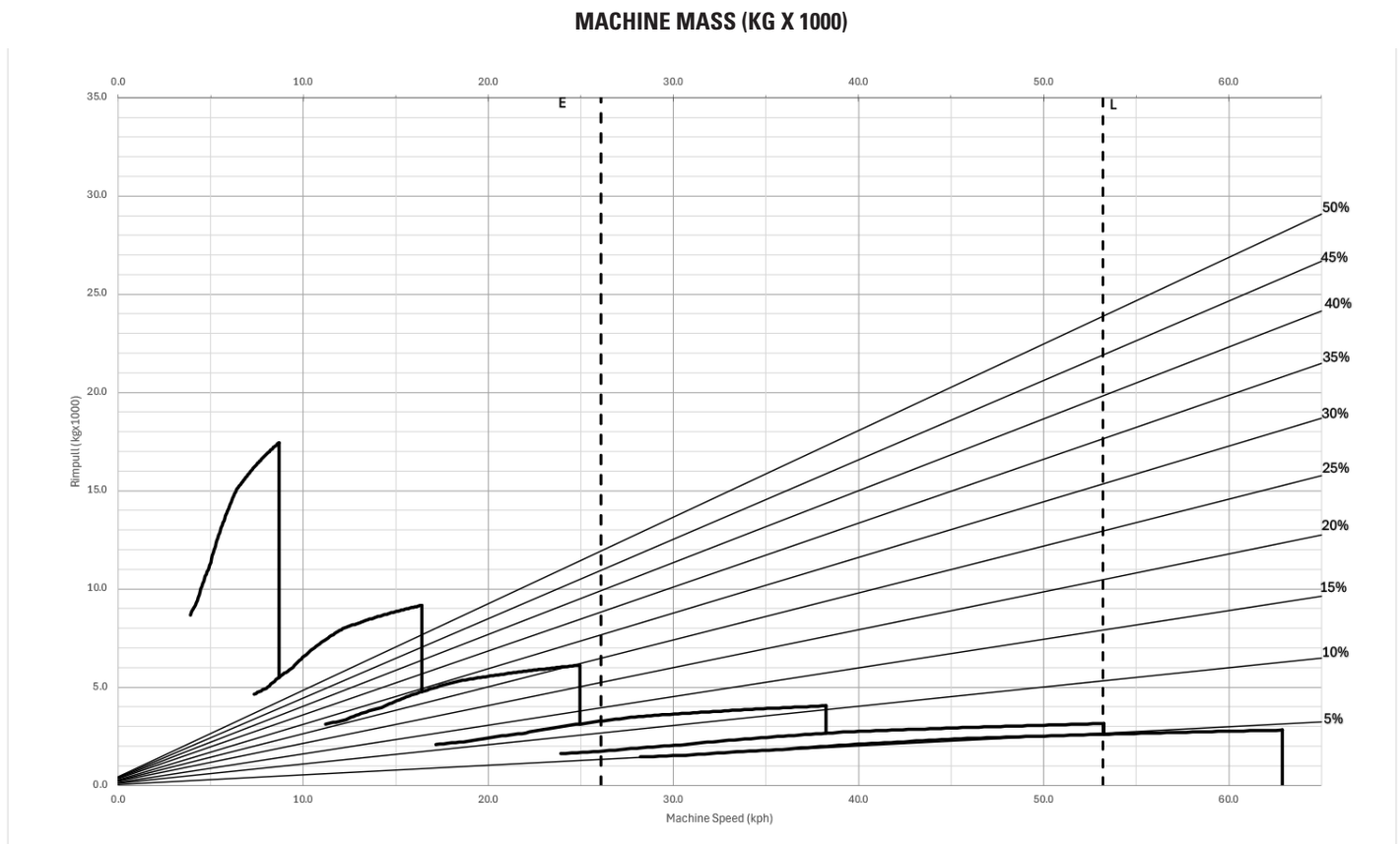
- 1A – 1st Gear (Converter Drive)
- 1B – 1st Gear (Direct Drive)
- 2A – 2nd Gear (Converter Drive)
- 2B – 2nd Gear (Direct Drive)
- 3 – 3rd Gear
- 4 – 4th Gear
- 5 – 5th Gear
- 6 – 6th Gear

E – Empty 25 910 kg (57,122 lb)
L – Loaded 53 010 kg (116,867 lb)
* at sea level

730 EJ Articulated Truck Specifications

Retarding Performance

To determine performance, read from Gross Weight down to % Effective Grade. Effective Grade equals actual % favorable grade plus 1% for each 10 kg/metric ton (20 lb/ton) of Rolling Resistance. From this point, read horizontally to the curve with the highest attainable speed range. Then, go down to Maximum Speed. Retarding effect on these curves represents full application of the retarder.



- 1 – 1st Gear
- 2 – 2nd Gear
- 3 – 3rd Gear
- 4 – 4th Gear
- 5 – 5th Gear
- 6 – 6th Gear

- E – Empty 25 910 kg (57,122 lb)
- L – Loaded 53 010 kg (116,867 lb)

730 EJ Articulated Truck Standard and Optional Equipment

Standard and Optional Equipment

Standard and optional equipment may vary. Consult your Cat® dealer for details.

	Standard	Optional		Standard	Optional
OPERATOR ENVIRONMENT			ELECTRICAL AND LIGHTING		
Air conditioning	✓		Batteries (x2) maintenance free	✓	
Combined gear selection and eject control lever	✓		Cold weather start attachment (2 additional batteries)		✓
Liquid crystal display (LCD)	✓		Daylight Running Lights	✓	
10 in touchscreen display with Cat® rearview camera	✓		LED Rear Step Lights	✓	
Mirrors: exterior	✓		LED Rear Work Lights		✓
Mirrors, heated motorized		✓	Electrical system: 24-volt, 10A 24- to 12-volt converter	✓	
Machine operation monitoring system	✓		Engine block heater		✓
Operator seat belt, four-point		✓	Ether start		✓
Radio, Bluetooth® stereo system		✓	Flashing LED beacon		✓
Seats: operator – fully adjustable, air suspension, retractable lap belt; trainer – padded with retractable lap belt	✓		Lighting systems: cab interior, two head lamps, two width marker, two reversing, work light/cab access light, two stop/tail lights, front and rear direction indicators	✓	
Seat, heated/cooled		✓	Main disconnect switch	✓	
Secondary steering – electro-hydraulic	✓		Roof-mounted LED work lights		✓
Sun visor	✓		POWERTRAIN		
Tilt and telescopic steering wheel	✓		Auto shift six-speed forward and single-speed reverse transmission	✓	
Touchscreen display incorporating the rearview camera video feed	✓		Cat C13A engine	✓	
Windshield wiper and washer, two-speed, intermittent (front)	✓		CX31 transmission	✓	
TECHNOLOGY			Differentials: standard with automatic clutched inter- and cross-axle differential locks	✓	
Cat Detect with Stability Assist	✓		Dual circuit oil immersed, enclosed brakes – all wheels	✓	
Cat Payload monitoring system		✓	Automatic Retarder: engine compression brake	✓	
Operator Coaching		✓	Three axle, six-wheel drive	✓	
Product Link™: Cellular PLE643	✓				
Product Link: Dual PLE683		✓			
VisionLink™	✓				

730 EJ Articulated Truck Standard and Optional Equipment

Standard and Optional Equipment

Standard and optional equipment may vary. Consult your Cat® dealer for details.

	Standard	Optional		Standard	Optional
SAFETY			OTHER		
Body Height Limiting	✓		Auto lube installation for automatic greasing of bearings		✓
Dynamic Rollover Protection	✓		Cold weather coolant -51°C (-60°F)		✓
Machine Speed Limiting	✓		Collision Avoidance Ready*		✓
Multi-view camera with object detect		✓	Exhaust heated body		✓
Reverse alarm	✓		Fast fuel fill		✓
Rearview camera	✓		Fuel additive – anti-waxing		✓
Rollover protective structure/falling objects protective structure (ROPS/FOPS) cab	✓		Mud flaps: wheel arch and body mounted with transportation tiebacks	✓	
GUARDS			Hydraulic tailgate	✓	
Crankcase	✓		S-O-S SM sampling valves	✓	
Front dump body spill guard, integral part of fabricated body	✓		Tires, six 750/65 R25 radial	✓	
Radiator	✓		Vandalism protection: lockable caps	✓	
Rear window	✓		Wheel chocks		✓

* South Africa only.



For more complete information on Cat products, dealer services, and industry solutions, visit us on the web at www.cat.com.

Materials and specifications are subject to change without notice. Featured machines in photos may include additional equipment. See your Cat dealer for available options.

© 2025 Caterpillar. All Rights Reserved. CAT, CATERPILLAR, LET'S DO THE WORK, VisionLink, their respective logos, Product Link, S•O•S, "Caterpillar Corporate Yellow", the "Power Edge" and Cat "Modern Hex" trade dress as well as corporate and product identity used herein, are trademarks of Caterpillar and may not be used without permission.

AEXQ3919-00 (12-2025)
Build Number: 05A
(Afr-ME, Aus-NZ, Eurasia,
Indonesia, Pacific Islands, S Am)

