



725

Articulated Truck

Technical Specifications

Configurations and features may vary by region. Please consult your Cat® dealer for availability in your area.

Table of Contents

Specifications	2
Engine	2
Weights	2
Body Capacities	2
Transmission	2
Sound Levels	2
Operating Weights	3
Body Plate	3
Body Plate Thickness	3
Service Refill Capacities	3
Body Hoist	3
Standards	3
Dimensions	4
Turning Circle	5
Steering	5
Optimal Loader/Truck Pass Matching	5
Gradeability/Speed/Rimpull	6
Retarding Performance	7
 Standard and Optional Equipment	 8
725 Environmental Declaration	10

725 Articulated Truck Specifications

Engine

Engine Model	Cat® C13B	
Gross Power (SAE J1995)	263 kW	352 hp
Net Power (SAE J1349)	257 kW	345 hp
Engine Power (ISO 14396)	259 kW	347 hp
Bore	130 mm	5.12 in
Stroke	157 mm	6.18 in
Displacement	12.5 L	763 in ³

- Advertised power is tested per the specified standard in effect at the time of manufacture.
- Advertised power is tested at 1,700 rpm.
- The net power advertised is the power available at the flywheel when the engine is equipped with alternator, air cleaner, muffler, and fan at minimum speed.
- Net power when the fan is at maximum speed is 257 kW (345 hp) per the SAE reference conditions.
- Meets U.S. EPA Tier 4 Final, EU Stage V, Japan 2014, and Korea Stage V emission standards.
- Diesel exhaust fluid (DEF) used in Cat SCR systems must meet the requirements outlined in ISO 22241-1:2006. ISO 22241-1 requirements are met by many brands of DEF, including those that carry the AdBlue or API certifications.

No Engine Derating Below	3810 m	12,500 ft
Peak Engine Torque Gross (SAE J1995:2014)	1941 N·m	1,431 lbf·ft
Peak Engine Torque Speed	1,200 rpm	

Weights

Rated Payload	24 tonnes	26.5 tons
---------------	-----------	-----------

Body Capacities

Heaped SAE 2:1	15.0 m ³	19.6 yd ³
Struck	11.5 m ³	15.0 yd ³
Tailgate Heaped SAE 2:1	15.9 m ³	20.8 yd ³
Tailgate Struck	12.0 m ³	15.7 yd ³

Transmission

Forward 1	8.0 km/h	5.0 mph
Forward 2	15.0 km/h	9.0 mph
Forward 3	22.0 km/h	14.0 mph
Forward 4	34.0 km/h	21.0 mph
Forward 5	47.0 km/h	29.0 mph
Forward 6	55.0 km/h	34.0 mph
Reverse 1	9.0 km/h	6.0 mph

Sound Levels

Interior Cab	69±2 dB(A)
--------------	------------

- The declared dynamic operator sound pressure level is 69±2 dB(A) when ISO 6396:2008 is used to measure the value for an enclosed cab. The measurement was conducted at 70% of the maximum cooling fan's speed. The sound level may vary at different cooling fan speeds. The measurement was conducted with the cab doors and the cab windows closed. The cab was properly installed and maintained.
- Hearing protection may be needed when operating with an open operator station and cab or when not properly maintained or doors/windows open for extended periods or in noisy environments.

725 Articulated Truck Specifications

Operating Weights

Front Axle – Empty	14 260 kg	31,438 lb
Center Axle – Empty	4540 kg	10,009 lb
Rear Axle – Empty	4310 kg	9,502 lb
Total – Empty	23 110 kg	50,949 lb
Front Axle – Rated Load	2524 kg	5,564 lb
Center Axle – Rated Load	10 738 kg	23,673 lb
Rear Axle – Rated Load	10 738 kg	23,673 lb
Total – Rated Load	24 000 kg	52,911 lb
Front Axle – Loaded	16 784 kg	37,002 lb
Center Axle – Loaded	15 278 kg	33,682 lb
Rear Axle – Loaded	15 048 kg	33,175 lb
Total – Loaded	47 110 kg	103,860 lb

Body Plate

High strength Brinell HB450 wear resistant steel

Body Plate Thickness

Front Plate	7 mm	0.28 in
Base Plate	13 mm	0.51 in
Side Plates	11 mm	0.43 in
Scow Plate	13 mm	0.51 in

Service Refill Capacities

Fuel Tank	400.0 L	105.7 gal
Cooling System	83.0 L	21.9 gal
Steering/Hoist Hydraulic System	123.0 L	32.5 gal
Engine Crankcase	43.0 L	11.4 gal
Transmission	47.0 L	12.4 gal
OTG	25.0 L	6.6 gal
Final Drives (each)	125.0 L	33.0 gal
Diesel Exhaust Fluid (DEF) Tank	34.0 L	9.0 gal

Body Hoist

Raise Time	12 Seconds
Lower Time	8 Seconds

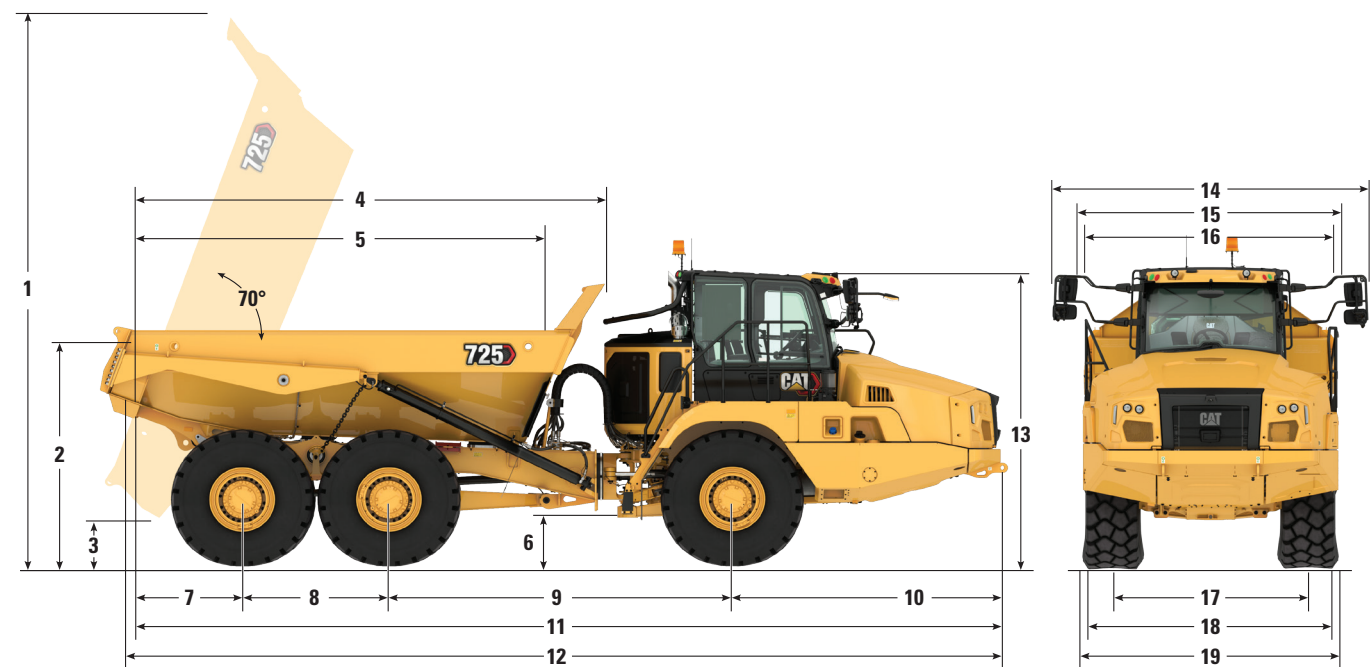
Standards

Brakes	ISO 3450:2011
Cab/FOPS	ISO 3449:2005 Level II
Cab/ROPS	ISO 3471:2008
Steering	ISO 5010:2019

725 Articulated Truck Specifications

Dimensions

All dimensions are approximate.



	mm	ft/in
1 Body Height Fully Tipped	6414	21'1"
2 Load over Height	2783	9'2"
3 Ground Clearance – Body Fully Tipped	547	1'10"
4 Body Length	5759	18'11"
5 Body Length Inside	5363	17'7"
6 Ground Clearance	533	1'9"
7 Rear Axle Center to Body Rear	1556	5'1"
8 Mid Axle to Rear Axle Center	1700	5'7"
9 Mid Axle to Front Axle (centers)	3979	13'1"
10 Front Axle Center to Machine Front	3210	10'6"
11 Overall Length	10 445	34'3"
12 Overall Length with Tailgate	10 593	34'8"
13 Height Transport Position	3498	11'6"
14 Overall Width	3676	12'1"
15 Width over Tailgate/Width Including Tailgate	2984	9'10"
16 Body Width	2902	9'6"
17 Track Width	2275	7'6"
18 Width over Tire	2877	9'5"
19 Width over Fenders	2950	9'8"

725 Articulated Truck Specifications

Turning Circle

Dimensions are for machines equipped with 23.5R25 tires.

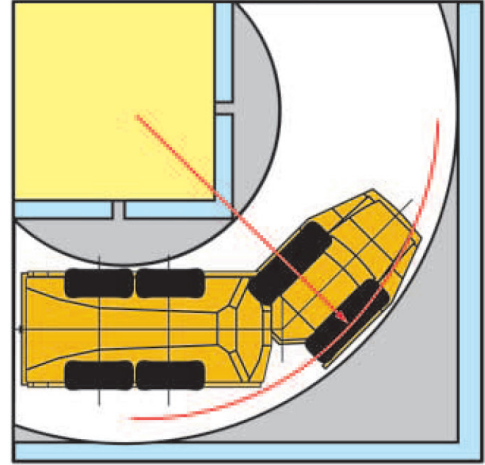
Turning Dimensions

Steer Angle – From Center Left/Right	45°	
SAE Turning Radius	7470 mm	294 in
Clearance Radius	8075 mm	318 in
Inside Radius	3879 mm	153 in
Aisle Width	5332 mm	210 in

Steering

Lock to Lock

4.75 seconds at 60 rpm



Optimal Loader/Truck Pass Matching

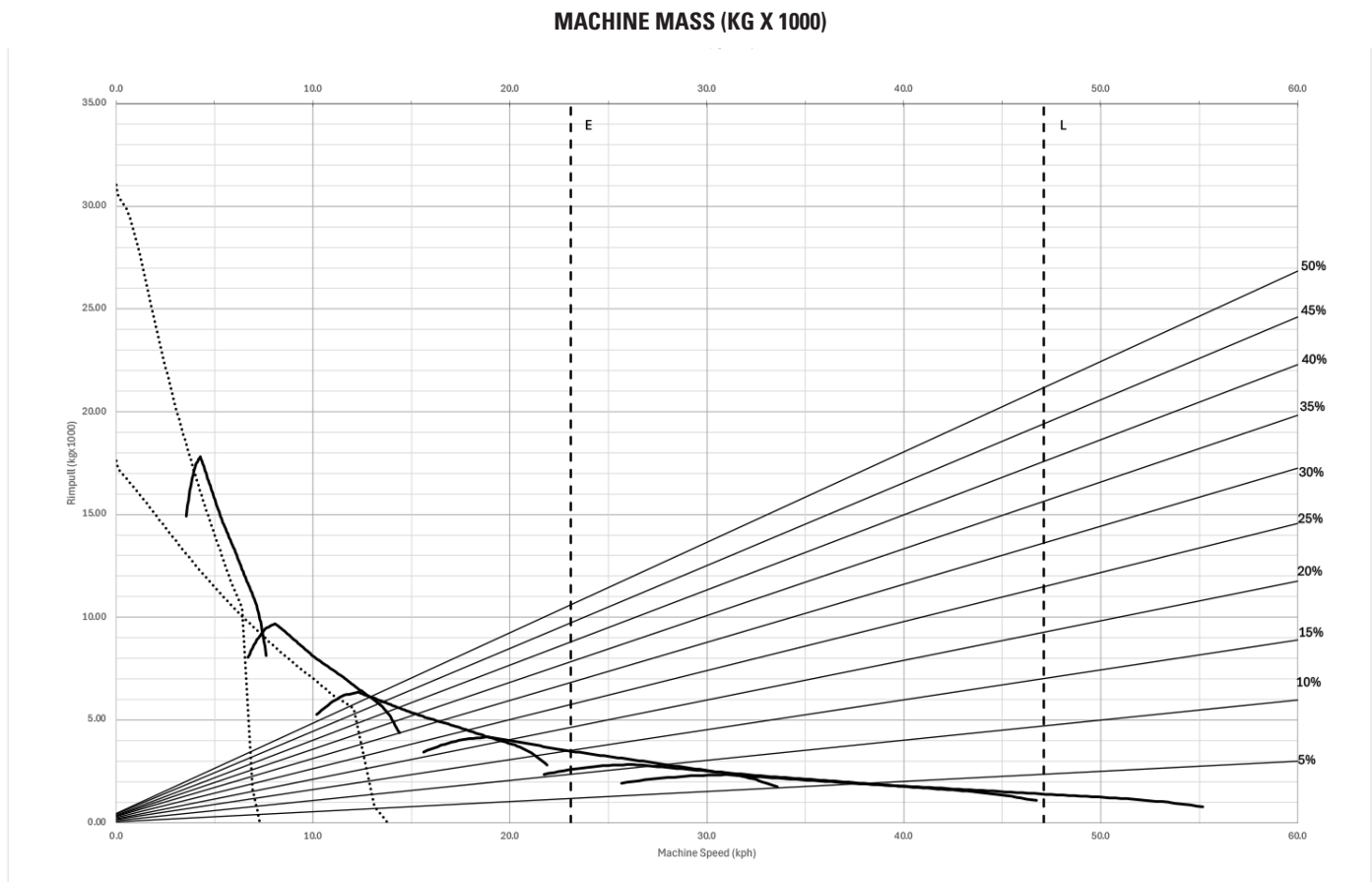
Hydraulic Excavators	350/352		336	
Passes	4-5		5-6	
Wheel Loaders	972/972 XE	966/966 XE	962	950
Passes	3-4	4	4-5	5

An optimum system match gives you a major productivity advantage. The 725 is an excellent match for the Cat 350/352 and 336 Hydraulic Excavators and Cat 972, 966, 962, and 950 Wheel Loaders. Having matched loading and hauling tools results in increased production and lower system costs per unit of volume moved.

725 Articulated Truck Specifications

Gradeability/Speed/Rimpull

To determine performance, read from Standard Gross Weight down to Total Resistance %. Total Resistance equals actual % grade plus 1% for each 10 kg/metric ton (20 lb/ton) of Rolling Resistance. From this point, read horizontally to the curve with the highest attainable speed range. Then, go down to Speed. Usable Rimpull depends on traction available.

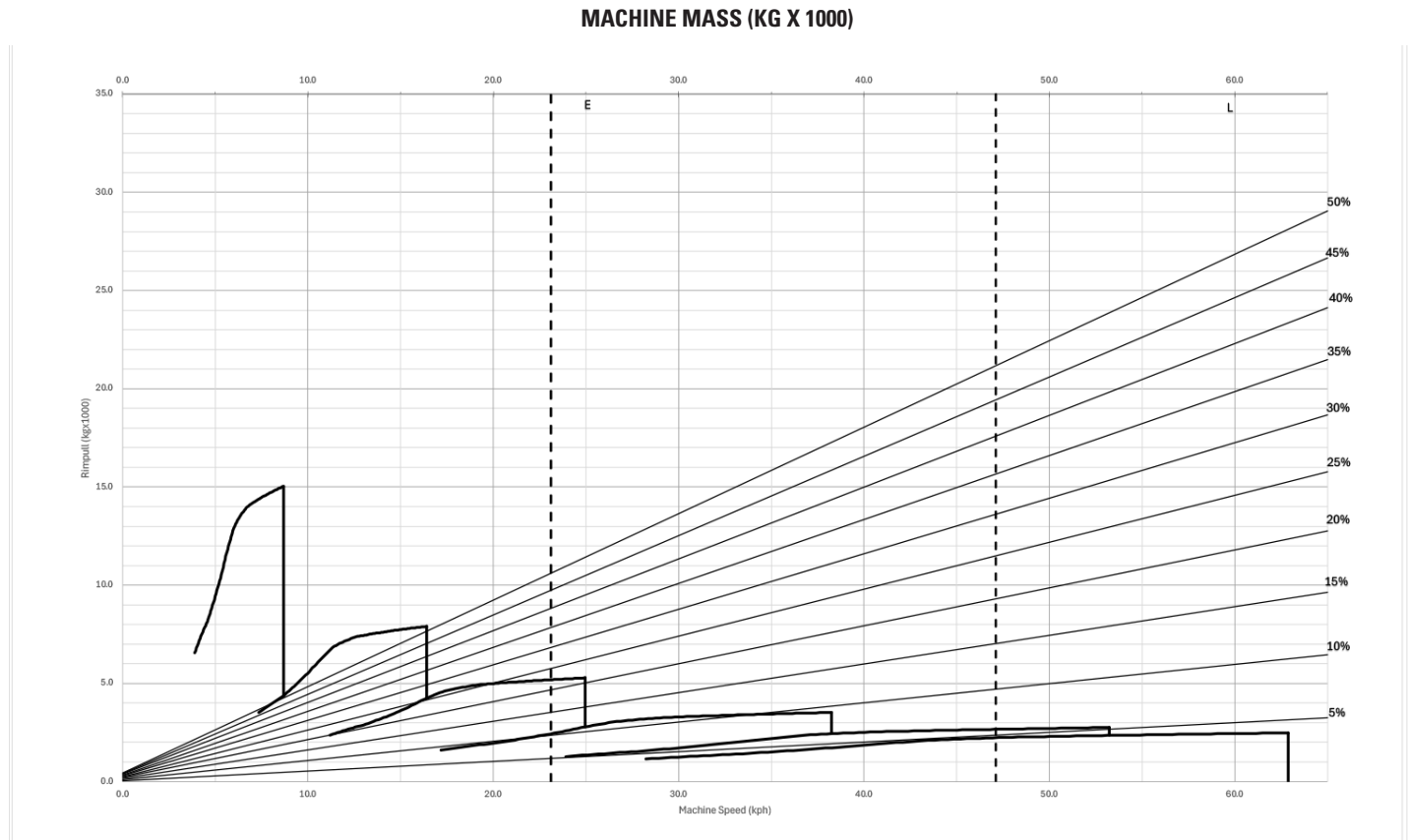


- 1A – 1st Gear (Converter Drive)
- 1B – 1st Gear (Direct Drive)
- 2A – 2nd Gear (Converter Drive)
- 2B – 2nd Gear (Direct Drive)
- 3 – 3rd Gear
- 4 – 4th Gear
- 5 – 5th Gear
- 6 – 6th Gear

E – Empty 23 110 kg (50,949 lb)
L – Loaded 47 110 kg (103,860 lb)
* at sea level

Retarding Performance

To determine performance, read from Gross Weight down to % Effective Grade. Effective Grade equals actual % favorable grade plus 1% for each 10 kg/metric ton (20 lb/ton) of Rolling Resistance. From this point, read horizontally to the curve with the highest attainable speed range. Then, go down to Maximum Speed. Retarding effect on these curves represents full application of the retarder.



- 1 – 1st Gear
- 2 – 2nd Gear
- 3 – 3rd Gear
- 4 – 4th Gear
- 5 – 5th Gear
- 6 – 6th Gear

- E – Empty 23 110 kg (50,949 lb)
- L – Loaded 47 110 kg (103,860 lb)

725 Articulated Truck Standard and Optional Equipment

Standard and Optional Equipment

Standard and optional equipment may vary. Consult your Cat® dealer for details.

	Standard	Optional		Standard	Optional
OPERATOR ENVIRONMENT			TECHNOLOGY		
Air conditioning	✓		Cat® Payload monitoring system		✓
Adjustable air vents	✓		Product Link Cellular PLE643	✓	
Combined gear selection and hoist control lever	✓		Cat Detect with Stability Assist	✓	
Glass windows: front, laminated and tinted; sides and rear, toughened and tinted	✓		Product Link Dual PLE683		✓
Heater and defroster with four-speed fan	✓		ELECTRICAL AND LIGHTING		
Infrared glass – high ambient cab		✓	Batteries (x2) maintenance free	✓	
Liquid Crystal Display (LCD): alert indicator, selected gear and direction, speed or auto shift, Operation and Maintenance Manual (OMM), primary steering failure (warning), seat belt warning, secondary steering failure, Diesel Particulate Filter (DPF) regeneration filter, secondary steering energy source engaged, hour meter, retarder active	✓		Cold weather start attachment (2 additional batteries)		✓
Mirrors: exterior	✓		Daylight running lights	✓	
Mirrors, heated motorized		✓	Engine block heater		✓
	✓		Ether start		✓
Machine operation monitoring system: action lamp, engine oil pressure, primary steering system, left and right turn signal, high beam, coolant temperature, tachometer, parking brake, fuel level, transmission oil temperature, brake system, transmission hold, hoist control, hydraulic system, charging system, transmission fault, traction control system, check engine lamp			Engine block heater		✓
Radio, Bluetooth® stereo system		✓	Ether start		✓
Seats: operator – fully adjustable, air suspension, retractable lap belt; trainer – padded with retractable lap belt	✓		Electrical system: 24-volt, 10A 24- to 12-volt converter	✓	
Seat, heated/cooled		✓	Flashing LED beacon		✓
Operator seat belt, four-point		✓	Horn	✓	
Secondary display for multi-view camera		✓	LED Rear Step Lights	✓	
Secondary steering – electro hydraulic	✓		LED Rear Work Lights		✓
Storage: cup holder, flask receptacle (under the secondary seat), under seat storage, door pocket, behind seat storage, coat hook	✓		Lighting systems: cab interior, two head lamps, two width marker, two reversing, work light/cab access light, two stop/tail lights, front and rear direction indicators	✓	
Sun visor	✓		Main disconnect switch	✓	
Tilt and telescopic steering wheel	✓		Remote starting receptacle (cables not included)	✓	
Touchscreen display incorporating the rearview camera video feed	✓		Roof mounted LED work lights		✓
Window blinds		✓	POWERTRAIN		
Windows (tinted) opening both sides	✓		Auto shift six-speed forward and single speed reverse transmission	✓	
Windshield wiper and washer, two speed, intermittent (front)	✓		Cat C13B engine	✓	
Single-speed rear wiper		✓	CX31 transmission	✓	
			Cat Clean Emissions Module (CEM) and exhaust aftertreatment package	✓	
			Differentials: standard with automatic clutched inter- and cross-axle differential locks	✓	
			Dual circuit oil immersed, enclosed brakes – all wheels	✓	
			Automatic Retarding Control: Engine Brake	✓	
			Three axle, six-wheel drive	✓	
			SAFETY		
			Body Height Limiting	✓	
			Dynamic Rollover Protection	✓	
			Machine Speed Limiting	✓	
			Multi-view camera with object detect		✓
			Reverse alarm	✓	
			Rearview camera	✓	
			Rollover protective structure (ROPS)/falling objects protective structure (FOPS) cab	✓	
			GUARDS		
			Crankcase	✓	
			Front dump body spill guard, integral part of fabricated body	✓	
			Radiator	✓	
			Rear window	✓	

725 Articulated Truck Standard and Optional Equipment

Standard and Optional Equipment

Standard and optional equipment may vary. Consult your Cat dealer for details.

	Standard	Optional
OTHER STANDARD AND OPTIONAL EQUIPMENT		
Auto lube installation for automatic greasing of bearings		✓
Bare chassis (no body) standard wheel base		✓
Body liners		✓
Cold weather coolant -51°C (-60°F)		✓
Exhaust heated body		✓
Fast fuel fill		✓
Fuel additive, anti-waxing		✓

	Standard	Optional
OTHER STANDARD AND OPTIONAL EQUIPMENT (CONTINUED)		
Mud flaps: wheel arch and body mounted with transportation tiebacks	✓	
Scissor tailgate		✓
S·O·S SM sampling valves	✓	
Sound suppression (standard in some countries*)	✓	
Tires, six 23.5R25	✓	
Vandalism protection: lockable caps	✓	
Wheel chocks		✓

* Countries are EU countries plus Iceland, Norway, Lichtenstein Switzerland, Türkiye and UK.

725 Environmental Declaration

The following information applies to the machine at the time of final manufacture as configured for sale in the regions covered in this document. The content of this declaration is valid as of the date issued; however, content related to machine features and specifications are subject to change without notice. For additional information, please see the machine's Operation and Maintenance Manual.

For more information on sustainability in action and our progress, please visit <https://www.caterpillar.com/en/company/sustainability>.

Engine

- The Cat® C13B engine meets U.S. EPA Tier 4 Final/EU Stage V, Japan 2014, and Korea Stage V emission standards.
- Cat diesel engines are required to use ULSD (ultra-low sulfur diesel fuel with 15 ppm of sulfur or less) and are compatible* with ULSD blended with the following lower-carbon intensity fuels** up to:
 - 20% biodiesel FAME (fatty acid methyl ester)***
 - 100% renewable diesel, HVO (hydrotreated vegetable oil and GTL (gas-to- liquid) fuels

Refer to guidelines for successful application. Please consult your Cat dealer or "Caterpillar Machine Fluids Recommendations" (SEBU6250) for details.

* While Caterpillar engines are compatible with these alternative fuels, some regions may not allow their use.

** Tailpipe greenhouse gas emissions from lower-carbon intensity fuels are essentially the same as traditional fuels.

*** Engines with no aftertreatment devices can use higher blends, up to 100% biodiesel (for use of blends higher than 20% biodiesel, consult your Cat dealer).

Paint

- Based on best available knowledge, the maximum allowable concentration, measured in parts per million (PPM), of the following heavy metals in paint are:
 - Barium < 0.01%
 - Cadmium < 0.01%
 - Chromium < 0.01%
 - Lead < 0.01%

Sound Performance

Interior Cab	69±2 dB(A)
--------------	------------

- The declared dynamic operator sound pressure level is 69±2 dB(A) when ISO 6396:2008 is used to measure the value for an enclosed cab. The measurement was conducted at 70% of the maximum cooling fan's speed. The sound level may vary at different cooling fan speeds. The measurement was conducted with the cab doors and the cab windows closed. The cab was properly installed and maintained.
- Hearing protection may be needed when operating with an open operator station and cab or when not properly maintained or doors/windows open for extended periods or in noisy environments.

Oils and Fluids

- Caterpillar factory fills with ethylene glycol coolants. Cat Diesel Engine Antifreeze/Coolant (DEAC) and Cat Extended Life Coolant (ELC) can be recycled. Consult your Cat dealer for more information.
- Cat Bio HYDO Advanced is an EU Ecolabel approved biodegradable hydraulic oil.
- Additional fluids are likely to be present; please consult the Operations and Maintenance Manual or the Application and Installation guide for complete fluid recommendations and maintenance intervals.

Features and Technology

- The following features and technology may contribute to fuel savings and/or carbon reduction. Features may vary. Consult your Cat dealer for details.
 - Economy mode minimizes fuel consumption without impacting productivity
 - Optimize airflow and enhance power and fuel efficiency with innovative air-management systems
 - Maximize uptime and reduce cost with world-class support from the Cat dealer network
 - Uniquely combined hoist and transmission level allows for easy, intuitive control and cuts operator interaction by as much as 50%

For more complete information on Cat products, dealer services, and industry solutions, visit us on the web at www.cat.com.

Materials and specifications are subject to change without notice. Featured machines in photos may include additional equipment. See your Cat dealer for available options.

© 2025 Caterpillar. All Rights Reserved. CAT, CATERPILLAR, LET'S DO THE WORK, VisionLink, their respective logos, Product Link, S•O•S, "Caterpillar Corporate Yellow", the "Power Edge" and Cat "Modern Hex" trade dress as well as corporate and product identity used herein, are trademarks of Caterpillar and may not be used without permission.

AEXQ3698-00 (12-2025)
Build Number: 05A
(Aus-NZ, Europe, Japan, N Am)

