

982 XE

WHEEL LOADER



Engine Power
Operating Weight

322 kW (432 hp)
35 510 kg (78,264 lb)

Cat® engine meets U.S. EPA Tier 4 Final, EU Stage V, Korea Stage V, and Japan 2014 emission standards.



CAT[®] 982 XE

SMART EFFICIENCY.
RUGGED RESULTS.

The Cat[®] 982 XE Wheel Loader is engineered to crush downtime and fuel costs in one powerful package. Its advanced continuously variable transmission delivers seamless power and high rimpull for smooth, responsive control. Advanced technology and deep system integration push efficiency to the max, while extended service intervals and enhanced safety features keep crews moving confidently. From heavy construction to high-volume mining, the 982 XE is the machine that turns hard work into high returns.



WHEEL LOADERS MADE FOR MORE

Cat wheel loaders were built with efficiency in mind, offering you the best in:

- + RELIABILITY
- + DURABILITY
- + PRODUCTIVITY
- + FUEL EFFICIENCY
- + TECHNOLOGY
- + VERSATILITY

Experience higher performance while reducing costs and fuel consumption with Cat wheel loaders.

SUPERIOR FUEL EFFICIENCY

REAL TWO-PASS LOADER

With its design and payload capacity, the 982 is able to two-pass trucks up to 28 U.S. tons.



ADVANCED SYSTEMS WITH INNOVATIVE INTEGRATION

The deep system integration of the engine and emissions system, powertrain, hydraulic system, and cooling system lower engine speeds and overall system heat loads, resulting in significantly increased performance and fuel efficiency.

ENGINE AND EMISSIONS

High power density and fuel efficiency set our engines apart. Certified to meet emission standards, our engines feature Cat electronics, a fuel injection process, and air-management systems.

SMART SPEED CONTROLS

Lowering the rated engine speed and eliminating the torque converter result in machine speed that can be controlled independently of the engine RPM. This also allows you to decelerate the machine using engine and hydraulic retarding, saving service brake wear.

EFFICIENT POWERTRAIN

Running the engine at lower RPM, optimizing the power flow through the transmission, combined with the dedicated hydraulic system significantly improves fuel efficiency with the highest performance capability.

PROVEN FUEL SYSTEM

Cat injection timing regulates the fuel injection process through a series of timed microbursts, providing more control of combustion for the cleanest, most efficient fuel burn.

AFTERTREATMENT TECHNOLOGIES

The Cat Clean Emissions Module delivers the performance and efficiency that customers demand, while meeting emission standards. It is completely automatic and does not interrupt the machine's work cycle.



EFFICIENT PRODUCTIVITY

Cat continuously variable transmission offers advanced rimpull control and optimal speed-range selection. Integrated systems unlock peak performance, comfortable operation, and fuel savings. Configuration options, such as remote control, to support a wide range of applications.

ASSISTED OPERATION

Instantly access training videos and feature guides before operation with on-board QR code.* In-cab alerts and Remote Services track maintenance and reduce troubleshooting time. Tire monitoring ensures smooth, cost-effective operation. Updated Cat Advanced Payload improves jobsite efficiency.

ENHANCED SAFETY

Cat Detect vision systems enhance visibility and risk management and support integration with people and object detection. Enables in-cab and bystander collision warnings and automatic emergency braking. With a VisionLink™ subscription, safety events report directly to the back office. Cat Command remote control lets operators work safely from a distance.

MAXIMIZE EFFICIENCY RIGHT FROM THE CAB

Cat wheel loaders feature integrated technologies that help make your operation more efficient.

CAT® PAYLOAD

- + Achieve precise load targets every time
- + Track daily production

AUTODIG WITH AUTO SET TIRES

- + Boost productivity with automated loading
- + Reduce tire wear

JOB AIDS

- + Make machine operation easier

A MORE EFFICIENT JOBSITE MEANS
MORE PROFIT IN EVERY LOAD.

*982 XE (14C) compared to the 982 XE (14B)

CAT CONTINUOUSLY VARIABLE TRANSMISSION

Our advanced transmission delivers smooth operation, fast acceleration, and high speed on grade.



SIMPLE OPERATOR INTERFACE

Reduced operating complexity offers more comfort, better control, and less fatigue every shift.

RIGHT PEDAL CONTROL – GO

The right-hand pedal allows you to control machine speed and desired rimpull independently from engine RPM. It features a lock function to enhance operating comfort.

LEFT PEDAL MODULATION – STOP

The left-hand pedal provides integrated rimpull modulation and retarding functions. It will help reduce tire slip in the dig and brake wear using machine system to slow down the machine.

EASY MANEUVERABILITY

Machine maneuvering is made easy with creep capability and hill-hold on grade.

ADVANCED POWER DIAGNOSTIC

On-board diagnostic replaces stall testing and offers additional troubleshooting information.

SIMPLIFIED TRANSMISSION CONTROL STRATEGY

- Programmable Virtual Gears
 - Allows the operator to remain in full machine control without impacting fuel efficiency.
- Fully Automatic
 - The continuously variable transmission does not require gear selection from the operator and always delivers desired rimpull or speed.
- Integrated Flexibility
 - Separate virtual gears can be set for speed control, simplifying machine operation.
- Steady Deceleration
 - Modulate rimpull and speed with either pedal to engage pile with maximum efficiency.
- Simple Directional Shifting
 - Initiate directional changes at any speed and let the machine retard without applying the brakes or modulating throttle for smooth operation and increased operator comfort.



PRODUCTIVE RESULTS

BUILT FOR LONG-TERM PRODUCTION

ON-BOARD JOB AIDS

Job aids help make machine operation easier, while also allowing your operators to improve and optimize their skills on the jobsite.

CONTINUOUS VARIABLE TRANSMISSION

No shift delays or engine underspeed situations affect the productivity of the machine.

OPTIMIZED RIDE CONTROL SYSTEM

Dual accumulator system enables a better ride in loaded and unloaded situations. It improves smoothness over rough terrain, increasing confidence and efficiency and ensuring excellent material retention.

PERFORMANCE SERIES BUCKETS

Easy-to-load Performance Series Buckets improve material retention and reduce dig times, significantly improving productivity and fuel efficiency, resulting in unsurpassed production capabilities with increased fill factors – ranging from 100% to 115%.

BETTER TRACTION

Autodig with Auto Set Tires for consistent high bucket fill factors delivers excellent productivity. Refined Auto Set Tires simplifies setup, boosts performance, and cuts wear for even smoother operation. Optional limited slip differentials increase traction in slippery conditions.

AGGREGATE HANDLER

Aggregate packages are specialized offerings for loose aggregate rehandling applications. Payloads can be increased above other applications by installing larger buckets and counterweights in compliance with Caterpillar payload policy.

THE RIGHT MIX OF FEATURES

Fine-tuned for the right applications:

- + EXCEPTIONAL FUEL ECONOMY, MAXIMIZED UPTIME, AND LOW MAINTENANCE COSTS
- + HIGH POWER AND PERFORMANCE ACROSS A VARIETY OF APPLICATIONS
- + ENHANCED RELIABILITY THROUGH COMMONALITY AND SIMPLICITY OF DESIGN
- + WORLD-CLASS SUPPORT FROM THE CAT DEALER NETWORK
- + DURABLE DESIGNS WITH LONG LIFE TO OVERHAUL



ADVANCED POWERTRAIN

Power is transmitted through a continuous variable parallel path transmission. Combining direct mechanical and Hystat power paths maximizes efficiency over a wide range of operating conditions.



DURABLE AXLES

Axles are designed to handle your most extreme applications. The rear axle oscillates to ± 13 degrees for excellent stability and traction on even the roughest terrain.



QUICK COUPLERS AND WORK TOOLS

For versatility, buckets and components can be changed without leaving the cab, allowing the machine to quickly move from task to task.



OPTIMIZED HYDRAULICS

Our hydraulic systems come equipped with a mono-block main hydraulic valve. This design reduces weight while decreasing leak points by 40%.



DURABLE FRAMES

With upgraded frames and heavier counterweight, the robotically welded two-piece structural frame absorbs impact associated with excavation and loading, while the hitch system provides high bearing force capacity.




EXTENSIVE RANGE OF ATTACHMENTS

Do more jobs with one machine. An extensive range of work tools and bucket styles are available to optimize these machines for your operation.



REAL UNIVERSAL LOADER

With its heavy duty design, the 982 XE can handle shot-rock, natural bank excavation, and log-loader applications well.



INTEGRATED TECHNOLOGY SOLUTIONS

FOR EFFICIENT AND SAFER OPERATION

Your machine comes equipped with innovative Cat technologies that give you the edge. Operators of all experience levels will dig and load with more confidence, speed, and accuracy. The result? Better productivity and lower costs.



CAT DETECT

Cat Detect vision systems scale your jobsite needs to provide increased visibility and help you manage ever-changing conditions that pose unexpected risks potentially leading to injury or repair costs.

- Rear vision camera enhances visibility behind the machine, helping you work safely and confidently.
- Surround vision provides 360° visibility around the machine, including the articulation hitch area, enhancing an operator's situational awareness.

To complete the Cat Detect vision system offerings, the machines can be equipped with a rear radar system, which features speed-sensitive alerts and ground clutter filtering to avoid annoyance.

Collision Mitigation System is an operator assist feature designed to enhance situational awareness when reversing the machine. It utilizes an integrated and intelligent sensor array to provide reverse collision warnings, detect people, inhibit motion, and enable automatic emergency braking. Additionally, visibility into event data and safety trends is available through VisionLink™.

CAT COMMAND

Cat Command remote control enables equipment operators to work safely outside the machine when working in hazardous environments. Command offers the choice of handheld consoles* (line-of-sight) or long-distance virtual stations (non-line-of-sight). Deep integration with machine systems enables efficiency and productivity by maintaining the use of in-cab technology* features.

CAT PAYLOAD**

Cat Payload technology delivers precise bucket load information with on-the-go weighing, which helps prevent over- or underloading. The low lift weigh and manual tip-off functions optimize the final bucket process and maximize efficiency.

CAT ADVANCED PAYLOAD

Advanced Payload is a system upgrade that offers expanded features and capabilities. Tip-off assist adds automation to the final bucket process. Multitask mode tracks two loading processes simultaneously. Recipe mode ensures accurate material blends. Split mode allows for loading multiple bodies while tracking individual targets and grand totals. Expanded split mode simplifies load tracking to boost productivity and reduce errors. Add Dispatch for Loading*** to integrate the loader into the scale house process. E-Ticketing allows an operator to generate a weighing ticket and effortlessly send it over the air to any email address.

CAT PAYLOAD FOR TRADE****

The Cat Payload for Trade option for Cat Advanced Payload allows you to integrate the scale data directly into your business processes. It is type approved by the International Organization of Legal Metrology, while retaining all the features of the standard version of Cat Advanced Payload.

* Cat Command is not available in all regions or for all models. Please consult with your Cat dealer for machine compatibility and availability in your area.

** Not legal for trade.

*** Subscription and compatible scale house software required.

**** Available in Europe and Australia. Country certifications vary. Contact your Cat dealer for more information.

REAL-TIME INFORMATION FROM CAT LINK TAKES THE GUESSWORK OUT OF MANAGING YOUR EQUIPMENT


Cat Equipment Management technologies work together to put equipment information at your fingertips. Get real-time access to information on every machine in your fleet on any jobsite – no matter the size of the operation or the brands of equipment you run.



VISIONLINK™

Gather and summarize machine telematics and jobsite data from all your equipment – regardless of the manufacturer.* View actionable information such as idle time, fuel burn, location, payload, load counts, total cycles, and more to improve machine efficiency, productivity, and utilization. Access data anywhere via a mobile, tablet, or desktop device – on or off the jobsite.

*Data field availability can vary by equipment manufacturer. VisionLink subscription required. Availability may vary by region. Consult your Cat dealer for more details.



CAT REMOTE SERVICES*

A suite of technologies that improve your jobsite efficiency.

- + **Remote Troubleshoot** allows your Cat dealer to perform diagnostic testing on your connected machine remotely, pinpointing potential issues while the machine is in operation. Remote troubleshooting helps to ensure the technician arrives with the correct parts and tools the first time, eliminating additional trips, to save you time and money.
- + **Remote Flash** allows you to update onboard software without a technician being present, allowing you to initiate software updates when convenient, increasing your overall operating efficiency.
- + **Operator ID** requires operators to log in via Passcode or Bluetooth® (Cat Key Fob) at machine startup, helping to deter theft, vandalism, and unauthorized use. It saves settings from the last time an operator was logged in and maintains profiles that were retained during machine software flash updates. Operator IDs are easily managed through the touchscreen and can also be managed remotely and uploaded to the machine through VisionLink.

*Must be within cell range coverage.



CAT INSPECT

Cat Inspect is a mobile application that allows you to easily perform digital preventative maintenance checks, inspections, and daily walkarounds. The app includes machine-specific Preventive Maintenance (PM) checklists to perform service intervals as recommended in the Operation and Maintenance Manual. Inspections can easily be integrated with other Cat data systems like VisionLink, so you can keep a close eye on your fleet.

WORK IN COMFORT

IN THE SPACIOUS CAB

The cab is designed to enhance comfort and efficiency, providing a quiet, more expansive workspace with user-friendly controls to minimize fatigue, stress, noise, and heat during demanding tasks.



CAB ACCESS

Inclined steps, large opening door, remote door opener, and convenient grab handles ease accessibility to the operating space.



OPERATOR ID

Secure machine usage with dedicated Operator IDs. Machine settings are saved separately, increasing shift change efficiency. Unlock the machine using Passcode or optional Bluetooth key.



GREAT VISIBILITY

Large, wide windows enhance visibility while convex and spot mirrors extend the driver's view on the sides and rear.



COMFORTABLE WORK ENVIRONMENT

Spacious cab with significant legroom and easily adjustable seat and suspension. Optional 4-point seat belt kit with retractors on the lap belt for added comfort, efficiency, and freedom of movement. A left footrest allows for added operator comfort, safety, and machine stability when working in uneven, bumpy operations.



QUIET CAB

Sound-suppression, seals, and viscous cab mounts decrease noise for a quieter work environment.



JOYSTICK STEERING

The seat-mounted electro-hydraulic joystick steering system provides precision control and dramatically reduces arm fatigue, resulting in excellent comfort and accuracy.

SIMPLE CONTROLS

AT YOUR FINGERTIPS

TOUCHSCREEN DISPLAY

The easy and intuitive interface lets the operator work with confidence and efficiency. It includes Operator ID, machine settings, job aids, maintenance reminders, help functions, security, rearview camera, and integrated Cat Payload. Additionally, operators can instantly access training videos and feature guides before operation using an on-board QR code.



CENTRAL DISPLAY

Featuring easy-to-read analog gauges and LED indicators that allow the operator to quickly monitor critical machine health parameters.

A large text box displays the Cat Payload information as well as gear selection, machine travel speed, time, and hour meter.

Application Profile settings allow each operator to set customized forward/reverse default speed ranges and rimpull limits and are easily visible on the front dash.



KEYPADS

Easy-to-reach backlit keypads on the implement control pod and the A-post provide instant access to many functions and settings. Only active buttons or functions are illuminated, making it very intuitive for the operator.





LOW MAINTENANCE COSTS


Cat wheel loaders are easy to maintain and service, eliminating any potential waste of time or money. Major components are rebuildable, giving the machine a second life and often a third life.

KEY FEATURES SAVING YOU TIME, MONEY, AND ENERGY:

- + Tire Pressure Monitoring System lets operators track pressure via the main display, enhancing performance, ride quality, and cost-efficiency.
- + Maintenance reminders help to synchronize machine maintenance schedule and reduce operation downtime.
- + Convenient access to hydraulic and electrical service centers for easy and safe servicing.
- + Remote Troubleshoot can connect the machine to the dealer service department to help diagnose problems quickly so you can get back to work.
- + Remote Flash works around your schedule to ensure your machine's software is up to date for optimal performance.
- + Integrated Autolube extends component and service life.
- + One-piece tilting hood makes engine compartment access fast and easy.

FEWER FILTERS MEANS LESS MAINTENANCE

64 THE 982 XE USES 64 FEWER FILTERS OVER 10,000 HOURS COMPARED TO THE 982M.



Fewer filters over the machine's lifetime.

DO MORE JOBS

VERSATILE ATTACHMENTS AND COUPLERS

For worksites that demand more, you need a wheel loader that is purpose-built for the job. Cat work tools are engineered to handle all of your specific application needs.



STANDARD Z-BAR LINKAGE

The proven Z-bar linkage combines digging efficiency with sharp visibility, resulting in excellent excavation, high breakout forces, and superior production capabilities.

QUICK COUPLERS AND WORK TOOL ATTACHMENTS

A wheel loader equipped with a Cat Fusion™ quick coupler system is a much more versatile machine. Buckets and work tools can be changed without leaving the cab – allowing the machine to quickly move from task to task. Consult your local dealer for availability of a variety of specialty buckets and forks.

Single Life Cutting Edge ground engaging tool (GET) delivers reliable performance and reduces downtime, helping you maximize productivity with fewer replacements and lower maintenance costs.

PERFORMANCE SERIES BUCKETS

Performance Series Buckets use a system-based approach to balance bucket shape with the machine's lift and tilt capacity, weight, and linkage. A variety of work tools and bucket styles are available for a range of applications, including general purpose, flat floor, heavy duty rock, and coal-style buckets.

- + Easy loading
- + Fuel efficient
- + Carry more
- + Lower operating costs
- + Higher productivity

HIGH LIFT LINKAGE

The optional high lift linkage offers increased hinge pin height to load more easily in a variety of applications with any type of bucket or fork.

PURPOSE-BUILT SPECIALTY CONFIGURATIONS

Maximize your wheel loader's performance and durability in the toughest applications with application-specific arrangements direct from the factory.

Scrap and waste models – guarding and reinforcement protect components when working in transfer stations, recycling depots, scrap yards, and demolition sites.

Forestry model – increases lift and tilt capacities for efficiency and productive log and chip handling in paper, pellet, and sawmills.

TECHNICAL SPECIFICATIONS

See cat.com for complete specifications.

ENGINE		
Engine Model	Cat® C13	
Engine Power @ 1,700 rpm – ISO 14396	322 kW	432 hp
ISO 14396 (DIN)	438 hp (metric)	
Gross Power @ 1,700 rpm – SAE J1995	325 kW	436 hp
Net Power @ 1,700 rpm – ISO 9249, SAE J1349	301 kW	404 hp
ISO 9249 (DIN)	409 hp (metric)	
Engine Torque @ 1,200 rpm – ISO 14396	2197 N·m	1,620 lbf·ft
Gross Torque @ 1,200 rpm – SAE J1995	2218 N·m	1,636 lbf·ft
Net Torque @ 1,100 rpm – ISO 9249, SAE J1349	2054 N·m	1,515 lbf·ft
Displacement	12.5 L	

• Cat engine meets U.S. EPA Tier 4 Final, EU Stage V, Korea Stage V, and Japan 2014 emission standards.

• The net power advertised is the power available at the flywheel when the engine is equipped with fan, alternator, air cleaner, and aftertreatment.

• Advertised power is tested per the specified standard in effect at the time of manufacture.

• Cat diesel engines are required to use ULSD (ultra-low sulfur diesel fuel with 15 ppm of sulfur or less) and are compatible* with ULSD blended with the following lower-carbon intensity fuels** up to:

• 20% biodiesel FAME (fatty acid methyl ester)***

• 100% renewable diesel, HVO (hydrogenated vegetable oil) and GTL (gas-to-liquid) fuels

Refer to guidelines for successful application. Please consult your Cat dealer or "Caterpillar Machine Fluids Recommendations" (SEBU6250) for details.

* While Caterpillar engines are compatible with these alternative fuels, some regions may not allow their use.

** Tailpipe greenhouse gas emissions from lower-carbon intensity fuels are essentially the same as traditional fuels.

*** Engines with no aftertreatment devices are compatible with higher blends, up to 100% biodiesel (for use of blends higher than 20% biodiesel, consult your Cat dealer).

WEIGHTS		
Operating Weight	35 510 kg	78,264 lb

• Weight based on a machine configuration with Bridgestone 875/65R29 VLTS L4 radial tires, full fluids, operator, standard counterweight, ride control, cold start, roading fenders, Product Link, open differential axles (front/rear), secondary steering, sound suppression, and a 6.1 m³ (8.0 yd³) general purpose bucket with BOCE.

BUCKET CAPACITIES		
Bucket Range	4.8- 17.2 m³	6.25- 22.5 yd³

TRANSMISSION					
Forward 1	6.2 km/h	3.9 mph	Reverse 1	7.1 km/h	4.4 mph
Forward 2	11.8 km/h	7.3 mph	Reverse 2	13.5 km/h	8.4 mph
Forward 3	20.9 km/h	13.0 mph	Reverse 3	28.0 km/h	17.4 mph
Forward 4	39.5 km/h	24.5 mph	Reverse 4	N/A	N/A

• Maximum travel speed in standard vehicle with empty bucket and standard L4 tires with 914 mm (36 in) roll radius.

SOUND	
Operator Sound Pressure Level (ISO 6396:2008)	70 dB(A)
Exterior Sound Power Level (ISO 6395:2008)	110 dB(A)
Operator Sound Pressure Level (ISO 6396:2008)*	70 dB(A)
Exterior Sound Power Level (ISO 6395:2008)**	107 dB(A)

*Including countries that adopt the EU and UK Directives

**EU Noise Directive 2000/14/EC and UK Noise Regulation 2001 No. 1701

14 982 XE WHEEL LOADER

OPERATING SPECIFICATIONS		
Static Tipping Load – Full 40° Turn – with Tire Deflection	21 110 kg	46,526 lb
Static Tipping Load – Full 40° Turn – No Tire Deflection	22 418 kg	49,410 lb
Breakout Force	262 kN	59,060 lbf

• For a machine configuration as defined under "Weight."

• Full compliance to ISO 14397-1:2007 Sections 1 thru 6, which requires 2% verification between calculations and testing.

SERVICE REFILL CAPACITIES		
Fuel Tank	426 L	112.5 gal
Diesel Exhaust Fluid (DEF) Tank	21 L	5.5 gal
Cooling System	52 L	13.7 gal
Crankcase	37 L	9.8 gal
Transmission	77 L	20.3 gal
Differentials and Final Drives – Front	92 L	24.3 gal
Differentials and Final Drives – Rear	92 L	24.3 gal
Hydraulic Tank	153 L	40.4 gal

HYDRAULIC SYSTEM		
Implement System:		
Maximum Pump Output (1,400 rpm)	457 L/min	121 gal/min
Maximum Operating Pressure	34 300 kPa	4,975 psi
Hydraulic Cycle Time – Total	10.1 seconds	

DIMENSIONS				
	Standard Lift		High Lift	
Height to Top of Hood	3036 mm	10'0"	3036 mm	10'0"
Height to Top of Exhaust Pipe	3736 mm	12'4"	3736 mm	12'4"
Height to Top of ROPS	3801 mm	12'6"	3801 mm	12'6"
Ground Clearance	428 mm	1'4"	428 mm	1'4"
Center Line of Rear Axle to Edge of Counterweight	2729 mm	9'0"	2843 mm	9'4"
Center Line of Rear Axle to Hitch	1900 mm	6'3"	1900 mm	6'3"
Wheelbase	3800 mm	12'6"	3800 mm	12'6"
Overall Length (without bucket)	8597 mm	28'3"	9104 mm	29'11"
Hinge Pin Height at Maximum Lift	4741 mm	15'6"	5150 mm	16'10"
Hinge Pin Height at Carry	791 mm	2'7"	896 mm	2'11"
Lift Arm Clearance at Maximum Lift	3902 mm	12'9"	4069 mm	13'4"
Rack Back at Maximum Lift	57 degrees		56 degrees	
Rack Back at Carry Height	48 degrees		49 degrees	
Rack Back at Ground	39 degrees		40 degrees	
Width over Tires (Loaded)	3471 mm	11'5"	3471 mm	11'5"
Tread Width	2540 mm	8'4"	2540 mm	8'4"

• All dimensions are approximate and based on machine equipped with 6.1 m³ (8.0 yd³) general purpose bucket with BOCE and Bridgestone 875/65R29 VLTS L4 radial tires.

AIR CONDITIONING SYSTEM	
The air conditioning system on this machine contains the fluorinated greenhouse gas refrigerant R134a or R1234yf. See the label or instruction manual for identification of the gas.	
– If equipped with R134a (Global Warming Potential = 1430), the system contains 1.600 kg (3.5 lb) of refrigerant which has a CO ₂ equivalent of 2.288 metric tonnes (2.522 tons).	
– If equipped with R1234yf (Global Warming Potential = 0.501), the system contains 1.389 kg (3.1 lb) of refrigerant which has a CO ₂ equivalent of 0.001 metric tonnes (0.001 tons).	

STANDARD AND OPTIONAL EQUIPMENT

Standard and optional equipment may vary. Consult your Cat® dealer for details.

OPERATOR ENVIRONMENT	STANDARD	OPTIONAL
Cab, pressurized, sound suppression	•	
Door, remote opening system	•	
EH implement controls, parking brake	•	
Footrest		•
Steering, joystick	•	
Implement joystick (2V, 3V only)		•
Radio, (FM, AM, USB, BT, DAB+)		•
CB radio ready		•
Seat, suede/cloth, air suspension, heated	•	
Seat, leather/cloth, air suspension, heated/ventilated		•
Keypad, programmable buttons	•	
Mirrors, heated	•	
Air conditioner, heater, defroster	•	
Windows, front, safety laminated rounded glass	•	
Windows, front, heavy-duty, or full guards		•
ON-BOARD TECHNOLOGIES	STANDARD	OPTIONAL
Autodig with Auto Set Tires	•	
Operator ID and machine security	•	
Application Profiles	•	
Job Aids	•	
Controls Help and eOMM*	•	
Cat® Payload	•	
Cat Advanced Payload		•
Cat Payload for Trade****		•
Cat Payload Printer with E-ticket ¹		•
Dispatch for loading ¹		•
Key Features Inform	•	
Bucket Carry Display Widget	•	
Remote Flash	•	
HYDRAULICS	STANDARD	OPTIONAL
Implement system, load sensing with electro-hydraulic variable displacement piston pump	•	
Steering system, load sensing with dedicated variable displacement piston pump	•	
Ride control, dual accumulators	•	
3rd and 4th auxiliary functions		•
Quick coupler control		•
ELECTRICAL	STANDARD	OPTIONAL
Starting and charging system, 24V	•	
Cold start, 120V or 240V		•
Lights: halogen	•	
Lights: roading with turn signals	•	
Lights: LED		•
MONITORING SYSTEM	STANDARD	OPTIONAL
Front dash with analog gauges, LCD display, and warning lights	•	
Primary touchscreen monitor	•	
Tire Pressure Monitor		•
Maintenance Reminders	•	

POWERTRAIN	STANDARD	OPTIONAL
Cat C13 engine	•	
Electric fuel priming pump	•	
Turbine, air precleaner		•
Radiator, high debris		•
Cooling fan, reversible		•
Axles, open differentials	•	
Axles, limited slip differential(s)		•
Axles, ecology drains, AOC ready	•	
Axles, extreme temperature seals		•
Axles, oil cooler		•
Transmission, continuous variable	•	
Rimpull control	•	
Throttle lock mode	•	
Hill and speed hold on grades	•	
LINKAGE	STANDARD	OPTIONAL
Standard lift, Z-bar	•	
High lift, Z-bar		•
Kickouts: lift and tilt	•	
ADDITIONAL EQUIPMENT	STANDARD	OPTIONAL
Cat Autolube system		•
Fenders, roading		•
Biodegradable hydraulic oil		•
Fast fill fuel tank		•
Single Life Cutting Edge GET		•
SAFETY	STANDARD	OPTIONAL
Seat belt reminder	•	
2-point seat belt	•	
4-point seat belt (kit)		•
Rear vision camera	•	
Rear vision camera, dedicated		•
Seat belt indicator lamp		•
Surround vision, dedicated		•
Window cleaning platform, front		•
Collision warning system		•
Collision mitigation system		•
Reverse strobe lights***		•
Warning beacon		•
Secondary steering system, electrical**		•
Wheel chocks		•
Cat Command remote control		•
SPECIAL CONFIGURATIONS	STANDARD	OPTIONAL
Aggregate handler		•
Waste and scrap		•
Forestry		•
Corrosion resistant		•

* Not available in all languages
 ** Standard where mandated
 *** Not Compatible with roading arrangements
 **** Available in Europe and Australia. Country certifications vary.
 Contact your Cat dealer for more information.
¹Subscription required

For more complete information on Cat products, dealer services and industry solutions, visit us on the web at www.cat.com.

© 2025 Caterpillar. All Rights Reserved.

Materials and specifications are subject to change without notice. Featured machines in photos may include additional equipment. See your Cat dealer for available options.

CAT, CATERPILLAR, LET'S DO THE WORK, VisionLink, their respective logos, Fusion, XT, Product Link, HEUI, "Caterpillar Corporate Yellow", the "Power Edge" and Cat "Modern Hex" trade dress as well as corporate and product identity used herein, are trademarks of Caterpillar and may not be used without permission.

www.cat.com www.caterpillar.com

AEXQ4564-00 (11-2025)
Build Number: 14C
(N Am, Europe, Aus-NZ,
Türkiye, Chile, Colombia)

