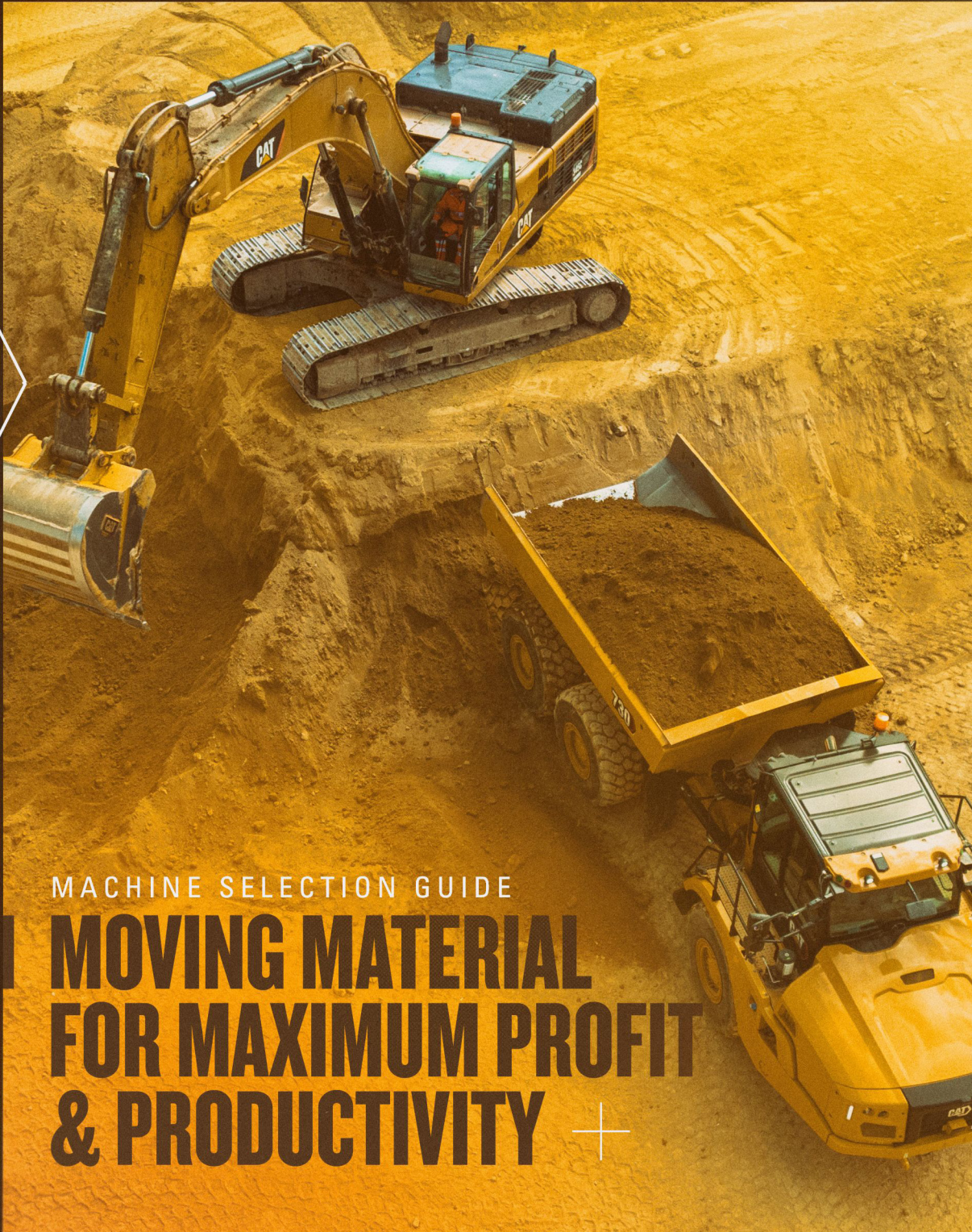



CAT® HAULING



MACHINE SELECTION GUIDE

MOVING MATERIAL FOR MAXIMUM PROFIT & PRODUCTIVITY

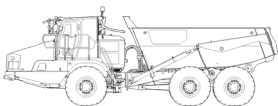


START

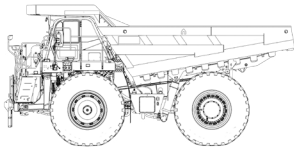
WHAT TYPE OF CAT[®] TRUCK DO YOU NEED?

TRUCK OPTIONS

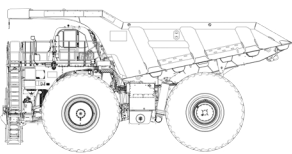
Proper truck selection for your operation should be based on several factors such as underfoot conditions, capacity, distance traveled and much more. Please take a few moments to answer some basic questions to determine which type might be best for you. But first, here is a quick overview of the three different types of Cat[®] trucks.



Articulated trucks are the best choice if working in soft or uneven underfoot conditions and carrying light to moderately heavy materials. The articulated design will keep your payloads inside the bucket when things get bumpy.



Off-highway trucks are more ideal on flatter surfaces and when you need to maximize your payload capacity. Capacities range from 40-100 tons.



Mining trucks are large, powerful haul trucks that are able to move 150-400 tons of material cost effectively. They are engineered for performance, designed for comfort and built to last.

Click to get started to see which Cat truck is right for your job.

GET STARTED

UNDERFOOT CONDITIONS

MACHINE SELECTION GUIDE

WHICH UNDERFOOT CONDITION BEST DESCRIBES YOUR OPERATION?

TRUCK OPTIONS > UNDERFOOT CONDITIONS

SMOOTH, HARD AND
GENERALLY DRY

SOFT OR UNEVEN

VERY WET OR MUDDY

WHAT TYPE OF MATERIAL ARE YOU MOST TYPICALLY MOVING?

TRUCK OPTIONS > UNDERFOOT CONDITIONS > MATERIAL

EASY TO LOAD MATERIALS SUCH AS SMOOTH
DIRT OR SANDY LOAM SOIL

WET AND STICKY MATERIALS SUCH AS CLAY

SMALL, ABRASIVE MATERIALS SUCH AS
SAND, GRAVEL AND CRUSHED STONE

HEAVY ROCKS, ABRASIVE MATERIALS
IN HIGH QUANTITY

SEMI-LIQUID MATERIALS SUCH AS SLUDGE

WHAT IS YOUR NECESSARY PAYLOAD CAPACITY?

TRUCK OPTIONS > UNDERFOOT CONDITIONS > MATERIAL > PAYLOAD CAPACITY

**Less than
49 tons (U.S.)**

49-102 tons

Over 102 tons

RECOMMENDATIONS

TRUCK OPTIONS > UNDERFOOT CONDITIONS > MATERIAL > PAYLOAD CAPACITY > ARTICULATED TRUCKS

A Cat Articulated Truck (AT) is a great option for your needs. Built for soft, wet or uneven underfoot conditions and able to endure 30-35% grades, these machines are very versatile. The GC (General Construction) Series of Cat articulated trucks feature a world-class cab design with ease of operation and operator comfort. Also expect good fuel economy while still providing great power and response. They are a good option when initial purchase price is a critical component. Articulated trucks work best for short hauls, up to two miles. Capacity ranges from 25 to 49 tons are available.

MORE TO CONSIDER **Also available:**

Cat articulated trucks designed for maximizing productivity are also available. These trucks have advanced integrated technology built in to improve operator performance, maximize machine efficiency and productivity.

Some Cat articulated truck models include the Assisted Ejecting Control (EJ) technology, which with a flick of a switch, the machine will apply the service brakes, switch the transmission to neutral and push material out.

Regardless of which Cat truck you choose, you're always assured of world-class support and service from your Cat dealer.

For more information on Cat articulated trucks or for a site consultation, please contact your Cat dealer.

Full lineup

725 Bare Chassis
SEE SPECS



725
SEE SPECS



730 Bare Chassis
SEE SPECS



730
SEE SPECS



730 EJ
SEE SPECS



735
SEE SPECS



735 Bare Chassis
SEE SPECS



740 GC Bare Chassis
SEE SPECS



740 GC
SEE SPECS



740 EJ
SEE SPECS



745
SEE SPECS



745 Bare Chassis
SEE SPECS

RECOMMENDATIONS

TRUCK OPTIONS > UNDERFOOT CONDITIONS > MATERIAL > PAYLOAD CAPACITY > OFF-HIGHWAY TRUCKS

A Cat Off-Highway Truck is a great option for your needs. Ranging from 42 – 102 tons of payload capacity and rated for 10-12% grades, Cat off-highway trucks are built for maximum productivity while still delivering a low cost per ton. Great for long hauls more than five miles, they are also a good choice for rocky applications. Integrated technology delivers the power, productivity and efficiencies you need while also allowing you to spend less time on maintenance and fuel. Built-in technology also allows you make timely, fact-based decision as you go.



MORE TO CONSIDER 

Regardless of which Cat truck you choose, you're always assured of world-class support and service from your Cat dealer.

For more information on Cat off-highway trucks or for a site consultation, please contact your Cat dealer.

Full lineup



770
SEE SPECS



772
SEE SPECS



773
SEE SPECS



775
SEE SPECS



777
SEE SPECS

RECOMMENDATIONS

TRUCK OPTIONS > UNDERFOOT CONDITIONS > MATERIAL > PAYLOAD CAPACITY > MINING TRUCKS

A Cat Mining Truck is a great option for your needs. These powerful and productive trucks are engineered for performance, designed for comfort and built to last. With payload capacity ranges from 153-410 tons, they include a state-of-the-art environment for your operators and are equipped with the latest features and technology to maximize productivity and performance. Their enhanced connectivity allows you to stay current with real-time equipment data.

MORE TO CONSIDER 

Regardless of which Cat truck you choose, you're always assured of world-class support and service from your Cat dealer.

For more information on Cat mining trucks or for a site consultation, please contact your Cat dealer.

Full lineup



785
SEE SPECS



789
SEE SPECS



793
SEE SPECS



793F
SEE SPECS



794 AC
SEE SPECS



796 AC
SEE SPECS



797F
SEE SPECS



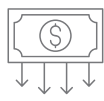
798 AC
SEE SPECS

BEFORE YOU BUY

MACHINE SELECTION GUIDE

CHOOSING A MACHINE THAT FITS YOUR PRIORITIES

Think you've found the right machine fit? Consider how your business priorities can influence an exact model and configuration choice. Discuss these purchase factors with your Cat® dealer and they can help you ensure the best fit for your equipment needs and business goals.



LOWEST INITIAL COST

If you're looking for a low purchase price, you've got options. Consider starting with an articulated truck, and from there you can choose a GC machine. These typically include simple technology, but they still deliver the reliability and performance you expect. Your Cat dealer can help you pick a machine that matches your price point.



LOW OWNING AND OPERATING COST OR FUEL EFFICIENCY

The best way to ensure a low cost per hour or cost per ton? Choosing a machine that's optimized for your load capacity, material and hauling distance. For example, choosing equipment that's too large for the job increases fuel consumption. Your Cat dealer can run a more detailed analysis to help you choose.



INTEGRATED TECHNOLOGY

Whether you're looking to improve safety around moving equipment, increase operator precision or track your fleet, machine integrated technology can help. Talk to your Cat dealer about integrated technology options.



MAXIMUM PERFORMANCE

With Cat hauling equipment, you have options for engine power, speed and durability for a range of material types. Talk to your Cat dealer about how you plan to use your equipment, and they can help you choose a machine that can perform.

Want to double check your machine selection?

START OVER

