

374

HYDRAULIC EXCAVATOR



Net Power – ISO 9249
Operating Weight
Maximum Digging Depth

358 kW (480 hp)
74 000 kg (163,100 lb)
7660 mm (25.1 ft)



374

INCREDIBLE POWER, DURABILITY AND VERSATILITY

No matter how hard the work, the Cat® 374 Excavator is built to do it. Three modes of operation, Power, Smart, and Eco, help operators reduce fuel consumption and optimize performance. Built for durability, the 374 is structurally sound with reinforced track rollers, booms, sticks, upper and lower frames. Simple, easy-to-use onboard technology such as Cat Payload, Cat Grade with 2D, Lift Assist, 2D E-Fence, and Work Tool Recognition helps boost efficiency and jobsite safety. The deluxe and standard cab options feature operator-pleasing ergonomic amenities such as the front-facing control panel, keyless pushbutton start, and large touchscreen monitor with jog dial keys.



SMOOTH OPERATING PERFORMANCE

The dedicated hydrostatic swing circuit regenerates swing break energy and independently manages cylinder oil flow for proven operating performance.

TRACK PRODUCTION FROM A SINGLE SHIFT UP TO 30 DAYS

Onboard Cat Payload weighs loads on the go to help meet cycle targets and helps prevent overloading or underloading trucks.

ULTIMATE OPERATOR COMFORT

Both cab options – Deluxe and Premium – are equipped with adjustable and optimally shaped seats for healthy support, automatic climate control, USB charging ports, Bluetooth® technology, and plenty of in-cab storage.*

* Not all features are available in all regions. Please check with your local Cat dealer for availability.

LATEST FEATURES



Machine Setup Simplification

- At the touch of fingertips and navigating user-friendly icons, the latest operator oriented User Interface (UI) maximizes uptime and gets crews to work without delay. From re-ordering work tool lists to creating new work tool combinations as needed, operators can quickly set up machines and easily access information.
- The interface allows operators to maintain accuracy and makes the most of every second of their shift. Adding the ability to input couplers and attachments into the system makes setting up work tool combinations highly efficient by significantly reducing calibration time. It also eliminates the need to measure up again when changing Cat work tool attachments and makes it manageable for a single person to check and adjust for bucket wear.

Cat Grade 3D Ready

- The Cat Grade 3D Ready option includes all the hardware required for the Grade with 3D system, installed and tested from the factory. This option provides an easier upgrade path for customers who want to add Grade with 3D after their initial purchase. To activate, contact your Cat dealer to purchase the required 3D software licenses. Licenses can be installed remotely or manually loaded onto the machine.

Cat Payload and Advanced Payload*

- Cat Payload provides operators with on-the-go weighing to help them hit load targets and avoid overloading, underloading, or misloading materials. Advanced Payload is a system upgrade that offers expanded features and capabilities, including custom tags, daily totals, and electronic ticketing. Combine Payload with VisionLink™* to analyze jobsites and individual assets for remote management of production targets and key metrics.

A Legendary Legacy that Leads

- Founded in 1925, Caterpillar established the standard for tractors and construction equipment from the outset. Over the years, the company's leaders have gained a great deal of knowledge about what works and what doesn't. Caterpillar has grown alongside its customers, developing new products for hardworking individuals who want to push the limits. With that history comes innovation, change, creation, and learning. Caterpillar has partnerships across multiple industries and companies, continually developing and refining its understanding of how equipment should operate. Our commitment to designing and building the world's best equipment is evident in every single product.

* VisionLink subscription required.
Availability may vary by region, consult your Cat dealer for more details.
Build Number: 07H

PERFORMANCE POWERHOUSE



- Work up to 3000 m (9,840 ft) above sea level without de-rating.
- The exclusive hydrostatic swing circuit has a dedicated bi-directional swing pump, swing motors, charge pump, and charge accumulator. The swing pump supplies oil to the swing motor; the charge pump and charge accumulator prevent cavitation (air bubbles) and overheating.
- The circuit enables regenerating swing brake energy and independent management of cylinder oil flow, resulting in higher efficiency and smoother, more predictable performance when you multitask with the excavator.
- Powerful swing torque easily handles changes in momentum, uneven terrain, and consistent high-impact connections, helping operators make their work swift and precise.
- Did you know baffle plates help increase an excavator's strength-to-weight ratio? That is why Caterpillar incorporates the plates in high-stress areas like the boom, stick, and frame. Reinforcing the machine without adding significantly more weight also helps provide years of reliable performance, even in the harshest environments.
- The cylinder rods are reinforced with additional wear rings to help reduce oil leaks. The car body has thick baffle plates for a long service life. The thick track link has large bolt joints to help maintain bolt retention. Track rollers have a large shaft diameter to help prevent bending and oil leaks while increasing the 374's loading capacity, which means more reliable production for you.
- Grease sealed between track pins and bushings reduces travel noise and prevents debris from entering to increase undercarriage life.
- The center track guiding guard helps align the excavator track when traveling and working on slopes.
- The sloped track frame prevents mud and debris accumulation, helping reduce the risk of track damage.
- Auxiliary hydraulic options allow you to use a wide range of Cat attachments. Advansys™ bucket tips increase penetration and improve cycle times. Tip changes can be done quickly with a simple lug wrench instead of a hammer or special tool, improving safety and uptime.
- Match the excavator to the job with three operating modes: Power, Smart, and ECO. Smart mode automatically adjusts power for the highest fuel efficiency – less power for tasks such as swinging and more power for digging.
- Enhanced heavy lift mode increases system pressure to help you easily pick and place heavy material.
- Auto warm-up speeds up hydraulic oil warming in cold temperatures and helps prolong the life of components.
- Don't let the temperature stop you from working. This excavator has a high-ambient capability of 52° C (125° F) and a standard cold start capability of -18° C (-0.4° F).
- The Cat C15 engine meets Brazil MAR-1 emission standards, equivalent to U.S. EPA Tier 3 and EU Stage IIIA.

EXCEPTIONAL EFFICIENCY THROUGH TECHNOLOGY

- The latest operator oriented User Interface (UI) has been designed to maximize uptime by allowing operators to easily reorder work tool lists and quickly create new work tool combinations. It also eliminates the need to measure up again when changing Cat work tool attachments and makes it manageable for a single person to check and adjust for bucket wear.
- Cat Lift Assist helps avoid machine tipping. With visual and auditory alerts, operators will know if their load is within the excavator's safe working range limits.
- Cat 2D E-Fence restricts the front linkage from moving beyond operator-defined preset boundaries for the ceiling, floor, wall, swing, and cab. It helps operators avoid jobsite hazards such as traffic, keeps personnel safe, and helps you save on costly repairs, equipment downtime, and potential jobsite fines.
- Cat Detect – People Detection for excavators is an intelligent vision camera system that can alert an operator when someone enters a machine's hazard zone.*
- Cat Grade with Assist helps operators stay on grade simply and effortlessly with semi-autonomous digging. It automates boom, stick, and bucket movements to deliver more accurate cuts with less effort.
- Cat Grade with 2D for excavators is an indicate system that helps operators reach grade faster.* Select your target depth and slope and watch the Grade with 2D system use on-board processors and sensors to provide real-time guidance on the distance to grade.
- Cat Grade with 3D for excavators helps operators grade more quickly, accurately, and efficiently, improving productivity.* It incorporates GNSS technology and RTK positioning guidance to streamline the grading process for complex designs commonly encountered on large infrastructure and commercial projects. This system allows operators to work confidently, eliminating guesswork while cutting and filling to precise specifications.
- The Cat Grade 3D Ready option includes all the hardware required for the Grade with 3D system, installed and tested from the factory. Activation requires the purchase of additional 3D software licenses, contact your Cat dealer for details.
- Upgrade to our dual antenna GNSS for maximum grading efficiency. The system lets you create and edit designs on the touchscreen monitor while you're on the job, or you can have the plan design sent to the excavator to make your work easier. Plus, you get added benefits of avoidance zones, cut and fill mapping, lane guidance, and augmented reality along with advanced positioning capability.
- All Cat Grade systems are compatible with radios and base stations from Trimble, Topcon, and Leica. Already invested in a grade infrastructure? You can install grade systems from Trimble, Topcon, and Leica onto the machine.
- Cat Payload provides operators with on-the-go weighing to help them hit load targets and avoid overloading, underloading, or misloading materials.
- Advanced Payload is a system upgrade that offers expanded features and capabilities, including custom tags, daily totals, and electronic ticketing. Combine Payload with VisionLink** to analyze jobsites and individual assets for remote management of production targets and key metrics.



- Cat Operator Coaching allows operators of all experience levels to take their efficiency and productivity to the next level. With tips and data at their fingertips, operators can track and improve their productivity through everyday work on the jobsite. Gain data-based insights towards operators and operations when you pair Operator Coaching with VisionLink.** There are two coaching tip categories:
 - Operational Efficiency Tips: Help operators stay at the top of their game by identifying areas to increase skill and efficiency, such as digging technique and idle times.
 - Machine Health Tips: Some actions are inefficient and cause unnecessary wear and tear on the machine and its components. Following Machine Health Tips can help extend the life of the machine, improve digging technique, and reduce fuel waste.

** The system may not detect personnel in certain circumstances, such as fast swing speeds, people lying down or crouching, or when cameras are impaired by low light conditions (dusk, dawn, overcast), inclement weather (snow, rain, fog), or other similar conditions. For limitations of use, refer to the operation and maintenance manual.*


*** VisionLink subscription required.*

NOTE: Cat Payload for excavators is not legal for trade.

Availability may vary by region, consult your Cat dealer for more details.

TAKE THE GUESSWORK OUT OF MANAGING YOUR EQUIPMENT

- VisionLink provides actionable data insights for all assets – regardless of fleet size or equipment manufacturer.* Review equipment data from your desktop or mobile device to maximize uptime and optimize assets. Dashboards provide information such as hours, miles, location, idle time, and fuel utilization. Make informed decisions that lower costs, simplify maintenance, and improve safety and security on your jobsite.
 - VisionLink gathers and summarizes machine telematics and jobsite data from all your equipment – regardless of the manufacturer.* View actionable information such as idle time, fuel burn, location, payload, load counts, total cycles, and more to improve machine efficiency, productivity, and utilization. Access data anywhere via a mobile, tablet, or desktop device – on or off the jobsite.
 - Cat Inspect is a mobile application that allows you to easily perform digital preventative maintenance (PM) checks, inspections, and daily walkarounds. Inspections can easily be integrated with other Cat data systems like VisionLink so you can keep a close eye on your fleet.
 - Cat Remote Troubleshoot is a mobile application that allows your Cat dealer to perform diagnostic testing on your connected machine remotely to help ensure that issues are resolved quickly and with less downtime.
 - Cat Remote Flash is a mobile application that allows you to update onboard software without a technician being present, allowing you to initiate software updates when convenient, increasing your overall operating efficiency.
 - The Cat PL161 attachment locator allows you to track attachments across all worksites, reduce the number of lost attachments, and plan for attachment maintenance and replacement. The work tool recognition** feature automatically adjusts machine settings based on the selected tool.
 - Cat Command remote control enables equipment operators to work safely outside the machine when working in hazardous environments. Command offers the choice of handheld consoles* (line-of-sight) or long-distance virtual stations (non-line-of-sight). Deep integration with machine systems enables efficiency and productivity by maintaining the use of in-cab technology*** features (Grade, Payload, Assist, etc.).
- * Data field availability can vary by equipment manufacturer.
** Recognition feature available on select excavator models. Consult your Cat dealer for details.
*** Not all technology features are available on the Command Console and vary by model. Consult your Cat dealer for details.



EASY AND ECONOMICAL MAINTENANCE



- The 374's extended and synchronized service intervals and reduced hydraulic oil capacity help you save time and money.
- The excavator is auto-lube ready with built-in mounting points; an available auto-lube retrofit kit provides additional hardware to mount a grease pump and line guards – all to help do the job of lubing safer, cleaner, and trouble-free.
- Boost productivity with proactive service reminders. The Integrated Vehicle Health Management system alerts the operator with step-by-step service guidance and parts needed so you don't experience unnecessary downtime.
- Track your excavator's filter life and maintenance intervals via the in-cab monitor.
- Fuel and engine oil filters are accessible from the upper platform and synchronized to be changed at 1,000 hours.
- The latest hydraulic oil filter provides high-quality filtration performance and features anti-drain valves to keep oil clean when the filter is replaced, and the 3,000-hour extended replacement interval offers efficiency and convenience.
- S-O-SSM ports with extended sampling intervals are on ground level, simplifying maintenance and allowing for quick, easy extraction of samples for fluid analysis.
- Using Cat genuine oil and filters and doing typical S-O-S monitoring will extend the current service interval, giving you more uptime.
- The high-efficiency hydraulic fan has a programmable automatic reverse function to keep cores free from debris, eliminating the need for any operator interaction.
- The advanced air intake filter with pre-cleaner has a high dust-holding capacity. The latest engine air cleaners with an integrated pre-cleaner surpass radial seal air cleaners' lifespan.

ULTIMATE OPERATOR COMFORT

- Sites where excavators work are typically rugged and challenging. That's why it's important that the 374 cab help protect the operator as much as possible from fatigue, stresses, sounds, and temperatures of the job.
- Comfort and efficiency of movement help keep operators productive and alert all shift long. The standard seat is wide and adjustable for operators of virtually any size.
- The tip-up left console makes getting in and out of the seat easy.
- Two cab options – Deluxe and Premium – let you choose the level of comfort you need.
- The Deluxe cab package includes a heated air suspension seat; the Premium seat is heated and cooled.
- The cab is sound-suppressed and sealed.
- Advanced viscous mounts reduce cab vibration
- Control the excavator comfortably with easy-to-reach controls located in front of you.
- The touchscreen monitor makes it easy to access critical information and settings. Shortcut keys make it easy, and two are for entertainment, heating, and air conditioning. There is also a shortcut key for apps and functions that you can set.
- Standard automatic climate control keeps you at the right temperature throughout your shift.
- Convenience features include Bluetooth® integrated radio, USB charging and phone connectivity ports, 12V DC outlets, and an AUX port.
- Cup and bottle holders are easy to reach, and storage spaces are located conveniently throughout the cab.
- Stow your gear with plenty of in-cab storage beneath and behind the seat, overhead, and in the consoles.

Not all features are available in all regions. Please check with your local Cat dealer for specific offering availability in your area.



SAFELY HOME EVERY DAY



- Keep your excavator secure with Operator ID. Use your PIN code on the monitor to enable the pushbutton starting feature.
- Enhance operator safety by adding Cat Command to your fleet. The remote-control system keeps you away from potential hazards. The non-line-of-sight kit has a Wi-Fi radio, cameras, and a microphone to work anywhere.
- Standard 2D E-Fence is integrated right out of the factory, preventing the excavator from moving outside operator-defined set points; the system works with thumb and bucket combinations, hammer, grapple, and clamshell attachments.
- A travel direction indicator helps operators know which way to activate the travel levers.
- A ground-level shutoff switch stops all fuel to the engine when activated and shuts down the machine.
- The right-hand service platform design provides easy, safe, and quick access to the upper service platform; the service platform steps use serrated steps and an anti-skid punch plate to prevent slipping. The handrails comply with ISO 2867 requirements.
- Lift Assist helps you avoid tipping by letting you know if your load is within the excavator's safe working range limits.
- Enjoy great visibility into the trench, in each swing direction, and behind you with the help of smaller cab pillars, larger windows, and a flat engine hood design.
- Add a swing alarm to alert people when rotating from the trench to the stockpile.
- Rear and right-hand-sideview cameras are standard. Upgrade to 360° visibility, and you'll easily visualize objects and personnel around the excavator in a single view.
- See all around the machine with the premium 360° lighting package and its 1800 lm lights on the chassis, cab, boom, sides, and rear.

INTUITIVE AND EMPOWERING TO OPERATE

- The 374 uses a keyless push-button engine start. This adds security for the machine by using Operator ID codes to limit and track machine access. Codes can be entered manually via an optional Bluetooth key fob.
- Most machine settings can be controlled through the high-resolution touchscreen monitor. It offers several languages and is easy to reach from the seat – no twisting or turning.
- A second 254 mm (10 in) monitor is available for the Cat Grade and Cat Grade with 3D.
- Operating can be made easier with the touch of a joystick button. The joystick function can be customized through the monitor. The joystick pattern and response can be set to match operator preference. All preferences are saved with the Operator ID and restored at login.
- Make moving the excavator much easier with Cat Stick Steer. Push a button and use one hand to travel and turn instead of both hands or feet on levers or pedals. You can also add an auxiliary relay to power on or turn off a CB radio, beacon light, or other attachment so you don't have to take your hands off the joysticks.
- Program up to four depth and slope offsets so you can easily get to grade without a grade checker – saving time and enhancing safety on the jobsite.
- Operator coaching is an in-cab system that recognizes specific opportunities for operators to be more productive and prevent unnecessary machine wear and tear.
- Not sure how a function works or how to maintain the excavator? Always have the operator's manual at your fingertips on the touchscreen monitor.
- Use the in-monitor QR code to learn about machine and technology features through a full suite of how-to videos.


Not all features are available in all regions. Please check with your local Cat dealer for specific offering availability in your area.



INCREASE YOUR PRODUCTIVITY AND PROFIT WITH CAT ATTACHMENTS

You can easily expand the performance of your machine by utilizing any of the variety of Cat attachments. Each Cat attachment is designed to fit the weight and horsepower of Cat excavators for improved performance, safety, and stability.

BUCKETS




HYDRAULIC HAMMERS



PREVENT HAMMER WEAR AND TEAR

Protect your hammer from overworking. Auto hammer stop warns you after 15 seconds of continuous firing and then automatically shuts it off after 30 seconds – all to prevent wear and tear on the attachment and excavator.

QUICK COUPLERS



MULTI-PROCESSORS



SHEARS




MORE THAN MACHINES

When you buy Cat equipment, you're getting so much more than the machine. You're also getting the support of a world-class dealer network backed by a range of flexible solutions, technology, tools, and more. It's all about support that's built around your success.

- Customer Value Agreements (CVA)
- Quality parts and precision components
- Cost-saving service and repair options
- Financing solutions
- Rental and used equipment

ATTACHMENT TRACKING MADE EASY

The Cat PL161 Attachment Locator is a Bluetooth device that makes finding your attachments and other gear quick and easy. The excavator's on-board Bluetooth reader or the Cat app on your phone will locate the device automatically.



Save more time and energy with the available work tool recognition feature. A simple shake of the attached tool confirms its identity; it also ensures all the attachment settings are correct so you can get to work quickly and efficiently.

TECHNICAL SPECIFICATIONS

See cat.com for complete specifications.

ENGINE		
Net Power – ISO 9249	358 kW	480 hp
Net Power – ISO 9249 (DIN)	487 hp (metric)	
Engine Model	Cat® C15	
Engine Power – ISO 14396	359 kW	481 hp
Engine Power – ISO 14396 (DIN)	488 hp (metric)	
Bore	137 mm	5.4 in
Stroke	171 mm	6.7 in
Displacement	15.2 L	928 in³
Biodiesel Capability	Up to B20¹	
Emissions	Meets Brazil MAR-1 emission standards, equivalent to U.S. EPA Tier 3 and EU Stage IIIA.	

Net power advertised is the power available at the flywheel when the engine is equipped with fan, air intake system, exhaust system and alternator with engine speed at 1,800 rpm. Advertised power is tested per the specified standard in effect at the time of manufacture.

¹Cat engines are compatible with diesel fuel blended with the following lower-carbon intensity fuels** up to:

- 100% biodiesel FAME (fatty acid methyl ester)*
- 100% renewable diesel, HVO (hydrotreated vegetable oil) and GTL (gas-to-liquid) fuels.

Refer to guidelines for successful application. Please consult your Cat dealer or "Caterpillar Machine Fluids Recommendations" (SEBU6250) for details.

*For use of blends higher than 20% biodiesel, consult your Cat dealer.

**Tailpipe greenhouse gas emissions from lower-carbon intensity fuels are essentially the same as traditional fuels.

HYDRAULIC SYSTEM		
Main System – Maximum Flow – Implement	896 L/min	237 gal/min
Maximum Pressure – Equipment	37 000 kPa	5,366 psi
Maximum Pressure – Equipment – Lift Mode	38 000 kPa	5,511 psi
Maximum Pressure – Travel	35 000 kPa	5,076 psi
Maximum Pressure – Swing	35 000 kPa	5,076 psi

SWING MECHANISM		
Swing Speed	6.34 r/min	
Maximum Swing Torque	298 kN·m	220,000 ft·lbf

WEIGHTS		
Operating Weight	74 000 kg	163,100 lb

Long Variable Gauge undercarriage, Mass boom, R2.57WB (8'5") stick, SD 4.60 m³ (6.02 yd³) bucket, 650 mm (26") HD doublegrouser shoes and standard counterweight.

SERVICE REFILL CAPACITIES		
Fuel Tank Capacity	920 L	243 gal
Cooling System	71 L	19 gal
Engine Oil	62 L	16 gal
Swing Drive	20 L	5 gal
Final Drive – Each	32 L	9 gal
Hydraulic System – Including Tank	620 L	164 gal
Hydraulic Tank	326 L	86 gal

DIMENSIONS		
Boom	Mass 7.0 m (23'0")	
Stick	Mass 2.57 m (8'5")	
Bucket	XD 4.4 m³ (5.75 yd³)	
Shipping Height – Top of Cab	3559 mm	11.8 ft
Handrail Height	3982 mm	13 ft
Shipping Length	12 978 mm	42.6 ft
Tail Swing Radius	4171 mm	13.8 ft
Counterweight Clearance	1494 mm	4.1 ft
Ground Clearance	782 mm	2.6 ft
Track Length	5873 mm	19.3 ft
Track Length to Center of Rollers	4705 mm	15.5 ft
Track Gauge	3410 mm	11.2 ft
Transport Width	3400 mm	11.1 ft

Track gauge undercarriage extended with 650 mm (26") shoes; transport width undercarriage retracted with 650 mm (26") shoes and no steps

WORKING RANGES AND FORCES		
Boom	Mass 7.0 m (23'0")	
Stick	Mass 2.57 m (8'5")	
Bucket	XD 4.4 m³ (5.75 yd³)	
Maximum Digging Depth	7660 mm	25.1 ft
Maximum Reach at Ground Level	11 470 mm	37.7 ft
Maximum Cutting Height	11 000 mm	36.1 ft
Maximum Loading Height	7050 mm	23.1 ft
Minimum Loading Height	3470 mm	11.4 ft
Maximum Depth Cut for 2440 mm (8 ft) Level Bottom	7080 mm	23.2 ft
Maximum Vertical Wall Digging Depth	3710 mm	12.2 ft
Bucket Digging Force – ISO	405 kN	91,090 ft·lbf
Stick Digging Force – ISO	352 kN	79,110 ft·lbf

AIR CONDITIONING SYSTEM	
The air conditioning system on this machine contains the fluorinated greenhouse gas refrigerant R134a (Global Warming Potential = 1430). The system contains 1.0 kg (2.2 lb) of refrigerant which has a CO ₂ equivalent 1.430 metric tonnes (1.6 tons).	
– If equipped with R134a (Global Warming Potential = 1859), the system contains 1.3 kg (2.9 lb) of refrigerant which has a CO ₂ equivalent of 1.9 metric tonnes (2.04 tons).	
– If equipped with R1234yf (Global Warming Potential = 0.501), the system contains 1.1 kg (2.4 lb) of refrigerant which has a CO ₂ equivalent of 0.001 metric tonnes (0.001 tons).	

SOUND PERFORMANCE	
ISO 6395:2008 (external)	108 dB(A)
ISO 6396:2008 (inside cab)	73 dB(A)

External Sound – The labeled spectator sound power level represents the Guaranteed Value per 2000/14/EC amended by 2005/88/EC, when properly equipped, and is measured according to the test procedures and conditions specified in ISO 6395:2008. The measurements were conducted at 70% of the maximum engine cooling fan speed.

Internal Sound – The operator sound pressure level is measured according to the test procedures and conditions specified in ISO 6396:2008 for a cab offered by Caterpillar, when properly installed and maintained and tested with the door and windows closed. The measurements were conducted at 70% of the maximum engine cooling fan speed.

Hearing protection may be needed when operating with an open operator station and cab (when not properly maintained for doors/windows open) for extended periods or in noisy environment(s).

STANDARD AND OPTIONAL EQUIPMENT

Standard and optional equipment may vary. Consult your Cat® dealer for details.

CAB	STANDARD	OPTIONAL
High-resolution 254 mm (10") LCD touchscreen monitor (Premium cab)	●	
High-resolution 203 mm (8") LCD touchscreen monitor (Deluxe cab)	●	
Heated seat with air-adjustable suspension (Deluxe only)	●	
Heated and cooled seat with auto adjustable suspension (Premium only)	●	
Sound suppressed cab with viscount mounts	●	
Automatic bi-level air conditioner	●	
Jog dial and shortcut keys for monitor control	●	
Keyless push-to-start engine control	●	
Height-adjustable console, infinite with no tool	●	
Tilt-up left-side console	●	
51 mm (2") orange seat belt	●	
Bluetooth integrated radio (including USB, auxiliary port and microphone)	●	
2 × 12V DC outlets	●	
Document storage	●	
Rear head storage net and lunchbox storage net	●	
Cup and bottle holders	●	
Openable two-piece front window	●	
Upper radial wiper with washer	●	
Parallel wiper with washer (Premium only)	●	
Openable polycarbonate skylight hatch	●	
LED dome light	●	
Floor welcome light	●	
Roller front sunscreen	●	
Roller rear sunscreen (Premium standard)	●	
Rear window emergency exit	●	
Washable floor mat	●	
Beacon Ready	●	
Cat® Stick Steer		●
Auxiliary relay		●
Additional high-resolution LCD touchscreen monitor for Cat Grade Advanced 2D and 3D		●
Roller rear sunscreen (Deluxe)		●
Fixed one-piece windshield (Premium)		●
Fixed glass laminated skylight (Premium)		●
Openable two-piece front window (Premium)		●
Openable polycarbonate skylight hatch (Premium)		●
Radial lower wiper		●
Joystick with horizontal sliders		●

CAB (CONTINUED)	STANDARD	OPTIONAL
Left Hand (LH)/Right Hand (RH) electrical pedal for tool control		●
Dual exit rear window kit		●
Front windshield laminated glass (P5A glass, EU demolition regulation)		●
Cab/Operator Protective Guards (OPG) (not compatible with cab light cover, rain protector)		●
Mesh guard full front (not compatible with cab light, cover, rain protector)		●
Mesh guard lower half front		●
Rain protector for front windshield plus cab light cover		●
Full protecting vandalism guard		●
UNDERCARRIAGE AND STRUCTURES	STANDARD	OPTIONAL
Long variable gauge undercarriage	●	
Swivel guard	●	
Grease lubricated track	●	
Standard counterweight	●	
HD bottom guard	●	
HD travel motor guard	●	
Towing eye on base frame	●	
Three-piece segmented track guiding guards		●
Two-piece segmented track guiding guards		●
Counterweight with removal device		●
650mm (26") HD double grouser track shoes		●
750mm (30") HD double grouser track shoes		●
900mm (35") HD double grouser track shoes		●

(CONTINUED ON NEXT PAGE)

STANDARD AND OPTIONAL EQUIPMENT (CONTINUED)

Standard and optional equipment may vary. Consult your Cat® dealer for details.

CAT® TECHNOLOGY	STANDARD	OPTIONAL
Cat Equipment Management:		
VisionLink™ ¹	●	
Remote Flash	●	
Remote Troubleshoot	●	
Work tool recognition and tracking (PL161) ³	●	
Operator Coaching ²		●
Cat Grade:		
Cat Grade with 2D	●	
Cat Grade with 2D with Attachment Ready Option (ARO)		●
Laser catcher		●
Cat Grade with 3D (single or dual GNSS)		●
Compatible with 3D grade systems from Trimble, Topcon, and Leica	●	
Cat Grade 3D Ready		●
Cat Assist:		
Grade Assist	●	
Boom Assist	●	
Bucket Assist	●	
Swing Assist	●	
Lift Assist	●	
Cat Payload:		
On-the-go weighing	●	
Semiautomatic calibration	●	
Payload/cycle information	●	
VisionLink back office reporting ²		●
Cat Advanced Payload:		
Daily totals		●
Custom lists		●
Smart weight target		●
E-ticket Integration ²		●
Cat Tiltrotator (TRS) integration		●
ELECTRICAL SYSTEM	STANDARD	OPTIONAL
Maintenance-free 1,400 CCA batteries (x2)	●	
Centralized electrical disconnect switch	●	
Chassis light	●	
Exterior lights (integrated into storage box)	●	
1,800 lumen LED premium surround lights		●
LED boom and cab lights		●

BOOMS AND STICKS	STANDARD	OPTIONAL
7.0 m (23') Mass boom		●
7.8 m (25'7") Reach boom		●
2.57 m (8'5") Mass stick		●
2.84 m (9'4") Reach stick		●
3.0 m (9'10") Mass stick		●
3.6 m (11'10") Reach stick		●
4.67 m (15'4") Reach stick		●
Bucket Linkage, VB family with lifting eye, Cat Grade		●
Bucket Linkage, VB family without lifting eye, Cat Grade		●
Bucket Linkage, WB family with lifting eye, Cat Grade		●
Bucket Linkage, WB family without lifting eye, Cat Grade		●
ENGINE	STANDARD	OPTIONAL
Three selectable modes: Power, Smart, and Eco	●	
Auto engine speed control	●	
Up to 4500 m (14,760 ft) altitude capability	●	
52° C (126° F) high-ambient cooling capacity	●	
-18° C (-0.4° F) cold start capability	●	
Hydraulic reverse fan	●	
Double element air filter with integrated pre-cleaner	●	
3 vertical side-by-side cooling system	●	
95 Amp alternator	●	
-32° C (-25° F) cold start capability		●
Cold start block heaters		●

(CONTINUED ON NEXT PAGE)

¹ Provides core telematics data to manage health, maintenance insights, and condition monitoring. Other plans available for more comprehensive data reporting. Consult your Cat dealer for details.

² VisionLink subscription required. Consult your Cat dealer for details.

³ Requires PL161 attachment locator on work tool and Bluetooth® receiver on machine.

STANDARD AND OPTIONAL EQUIPMENT *(CONTINUED)*

Standard and optional equipment may vary. Consult your Cat® dealer for details.

HYDRAULIC SYSTEM	STANDARD	OPTIONAL
Boom and stick regeneration circuit	●	
Electronic main control valve	●	
Dedicated closed loop swing circuit	●	
Auto heavy lift	●	
Auto hydraulic oil warmup	●	
Auto swing parking brake	●	
High performance hydraulic return filter	●	
Two-speed travel	●	
Bio hydraulic oil capability	●	
Hydraulic efficiency monitoring		●
Advanced tool control		●
Medium-pressure auxiliary circuit		●
Quick coupler circuit		●

SERVICE AND MAINTENANCE	STANDARD	OPTIONAL
2D E-Fence (E-ceiling, E-floor, E-swing, E-wall, E-cab avoidance)	●	
Auto hammer stop	●	
Integrated vehicle health management system	●	
Auto lube ready	●	
Grouped location of engine oil and fuel filters	●	
S-O-S ports	●	
Electric refueling pump with auto shutoff		●
QuickEvac maintenance ready		●

SAFETY AND SECURITY	STANDARD	OPTIONAL
Caterpillar One Key security system	●	
Lockable external tool/storage box	●	
Lockable door, fuel, and hydraulic tank locks	●	
Lockable fuel drain compartment	●	
Lockable disconnect switch	●	
Service platform with anti-skid plate and recessed bolts	●	
Right hand handrail and hand hold (ISO 2867:2011 compliant)	●	
Visibility mirror package	●	
Signaling/warning horn	●	
Ground-level secondary engine shutoff switch	●	
Rear and right-hand-sideview cameras	●	
Rearview camera	●	
Walkway	●	
Travel alarm		●
Swing alarm		●
360° visibility		●
Boom lowering check valve		●
Stick lowering check valve		●
Inspection lighting		●
Tilt-up walkway		●
Bluetooth key fob		●
76 mm (3") retractable seat belt		●

For more complete information on Cat products, dealer services and industry solutions, visit us on the web at www.cat.com.

© 2025 Caterpillar. All Rights Reserved.

Materials and specifications are subject to change without notice. Featured machines in photos may include additional equipment. See your Cat dealer for available options.

CAT, CATERPILLAR, LET'S DO THE WORK, their respective logos, VisionLink, SmartBoom, S-O-S, Product Link, "Caterpillar Corporate Yellow," the "Power Edge" and Cat "Modern Hex" trade dress as well as corporate and product identity used herein, are trademarks of Caterpillar and may not be used without permission.
www.cat.com www.caterpillar.com



AEXQ4339-01 (12-2025)
Replaces: AEXQ4339-00
Build Number: 07H
(Afr-ME, Aus-NZ, Eurasia, S Am,
SE Asia, Hong Kong, Taiwan)

