



Cat[®] TH1255

TELEHANDLER

FEATURES:

The Next Generation Cat[®] TH1255 Telehandler (TH) is focused on safety and ease of operation, with extended service intervals so it is ready to work when you are.

- **Comfortable Operator Station** – Cat Telehandlers offer a roomy operator station, with standard features like tilt steering column, dual charging ports, cupholder, and options like an enclosed cab with air conditioning and a top window sunshade to deliver excellent comfort when operating.
- **Easy To Operate** – Pilot controlled joystick with excellent multi-function capability, makes the Cat Telehandler easy to use. The intuitive LCD monitor provides easy to read machine information, with a choice of languages, and delivers a standard multi-operator code security system.
- **Safety On The Job Site** – Your safety is our top priority and the Cat Telehandler is designed to help keep you safer on the job. Standard equipment like the load stability indication (LSI) system, operator presence seat switch, rearview camera, high-visibility orange seat belt, and optional features such as the seat belt reminder system and hydraulic lockout switch, are just a few of the safety features we've built into the machine.
- **Simple Service For Less Downtime** – Maintenance is quick and easy on the Cat Telehandler. Daily check points are easy to access at ground level with grouped service points, and an easy-to-use service tool (patent pending) allows for quick and easy checks of the chain for tension, link wear, or stretching. Additionally, this tool provides integrated "go or no-go gauges" for quick checks of the boom wear pads. And you can rest easy with the standard 5-year/5,000-hour warranty for the main frame, boom sections, stabilizer frame, and stabilizer legs.
- **Lower Operating Costs** – Equipped with features such as 500-hour greasing interval, 3,000-hour hydraulic oil, 6,000-hour extended life coolant, engine idle shutdown, and efficient hydraulics with a variable displacement pump, the Cat Telehandler was designed to help reduce your operating costs.
- **Cat Attachments** – Combining a wide selection of Cat Telehandler attachments with either the industry-standard TH coupler or the Integrated Tool Carrier (IT) coupler, the Next Generation Cat Telehandlers deliver exceptional versatility to meet the varied demands of today's job sites.
- **Unmatched Dealer Support** – Your Cat dealer is here to help you reach your business goals, from providing equipment solutions to operator training to service needs and beyond, your Cat dealer is ready to help!



TH1255 Telehandler

Specifications

Engine

Model*	Cat C3.6	
Gross Engine Power – ISO 14396:2002	74.4 kW	100 hp
Displacement	3.6 L	220 in ³

*Equivalent to U.S. EPA Tier 3 and EU Stage IIIA.

Operating Specifications*

Operating Weight	14 169 kg	31,238 lb
Rated Load Capacity	5443 kg	12,000 lb
Maximum (max.) Ground Bearing Pressure (Solid Tires)	1586 kPa	230 psi
Maximum Ground Bearing Pressure (Pneumatic Tires)	1207 kPa	175 psi
Maximum Lift Height	16.6 m	54.6 ft
Maximum Forward Reach	12.5 m	41.0 ft
Frame Leveling	10°	
Travel Speed – forward (max.)**	30 kph	18 mph
Travel Speed – reverse (max.)**	22 kph	13 mph
Drawbar Pull – Loaded (calculated)**	130 kN	29,225 lbf
Capacity at Maximum Height (Stabilizers Down)	2268 kg	5,000 lb
Capacity at Maximum Reach (Stabilizers Down)	1588 kg	3,500 lb
Turning Radius over Tires (2-wheel steer)	6.57 m	259 in
Turning Radius over Tires circle/ 4-wheel steer	3.98 m	157 in

*Operating Specifications, and Dimensions are based on 74.4 kW (100 hp) engine, pneumatic tires, open canopy, 1829 mm (72 in) standard carriage, 1829 mm (72 in) forks, full fluids, and 80 kg (176 lb) operator.

Weight Additions*

Enclosed Cab (with Air Conditioning)	165 kg	364 lb
Solid Tires	864 kg	1,905 lb
Fenders (set of 4)	54 kg	119 lb

*Add to base configured weight.

Hydraulic System

System Operating Pressure	280 bar	4,061 psi
Auxiliary Hydraulic Pressure	280 bar	4,061 psi
Maximum Pump Flow	141 lpm	37 gpm
Auxiliary Hydraulic Flow	55 lpm	14.5 gpm

Variable displacement load sensing axial piston pump

Service Refill Capacities

Fuel Tank	146 L	39 gal
Hydraulic Tank	90 L	24 gal
Hydraulic System	165 L	44 gal
Engine Crankcase	9.0 L	2.4 gal
Transmission	20 L	5.3 gal
Transfer Case	2.7 L	0.7 gal

Transmission Speeds

Forward	4 Gears
Reverse	3 Gears

Tires

17.5-25 Galaxy Giraffe XLW L-2 (Air)

14-24 Camso TLH 792S (Solid)

14-24 Maxam MS709 (Solid)

Axles and Brakes

- Trunnion mounted planetary 55-degree steer axles
- High bias limited slip differential on front axle
- Service Brakes: Inboard wet disc brakes on front and rear axles
- Parking Brakes: Wet disc, spring applied hydraulic release (front axle)

Boom Performance/Cycle Times

Boom Up	16.4 sec
Boom Down	18.1 sec
Tele Out	20.5 sec
Tele In	19.4 sec

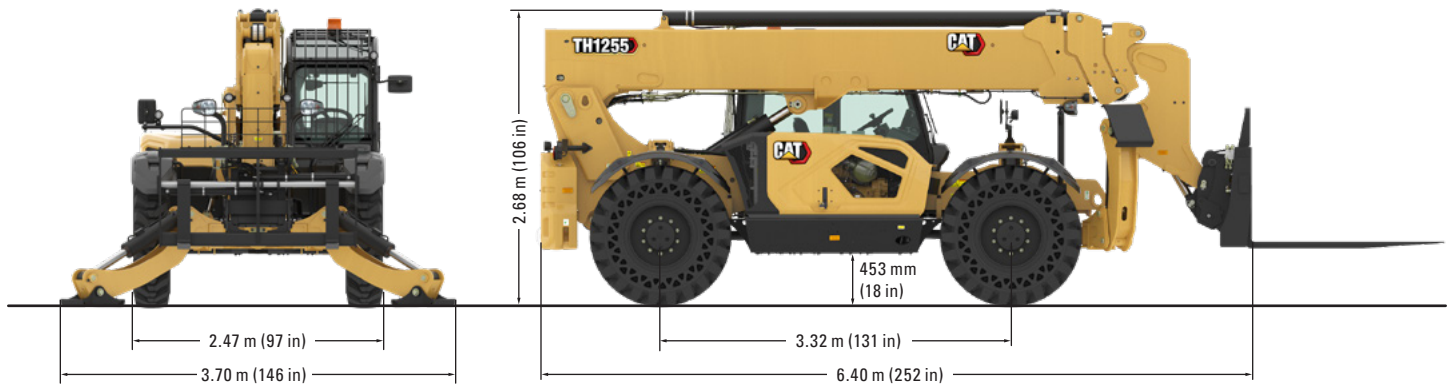
Optional Work Tool Attachments

Coupler Interface Weights

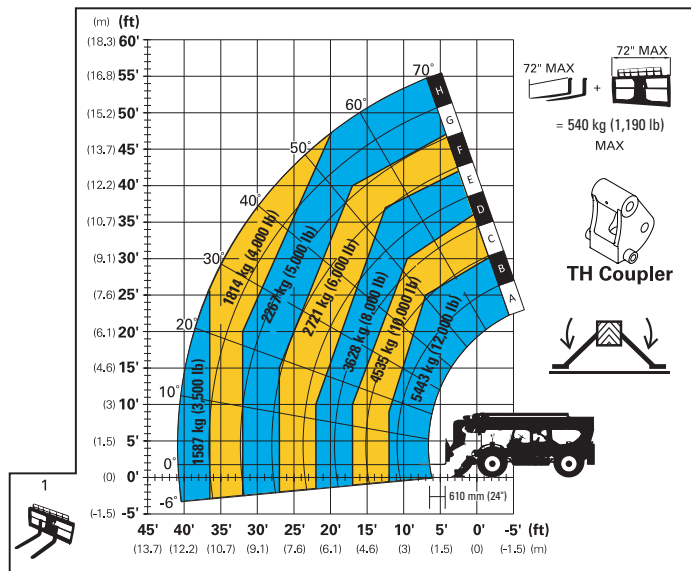
Carriages					
Standard Tilt					
	1270 mm	50 in	TH	240 kg	528 lb
			IT	248 kg	547 lb
	1829 mm	72 in	TH	283 kg	624 lb
			IT	292 kg	644 lb
Side Tilt/Rotating					
	1270 mm	50 in	TH	359 kg	791 lb
			IT	379 kg	836 lb
	1829 mm	72 in	TH	403 kg	887 lb
			IT	423 kg	933 lb
Dual Hydraulic Fork Positioner					
	1829 mm	72 in	TH	423 kg	933 lb
			IT	439 kg	969 lb
Forks					
Pallet	1220 mm	48 in	—	90 kg	199 lb
	1525 mm	60 in	—	108 kg	238 lb
	1829 mm	72 in	—	126 kg	278 lb
Truss Boom	3.7 m	12 ft	TH	393 kg	866 lb
			IT	385 kg	848 lb
Bucket					
General Purpose					
	1.5 yd³		TH	531 kg	1,171 lb
			IT	536 kg	1,182 lb

Specifications (continued)

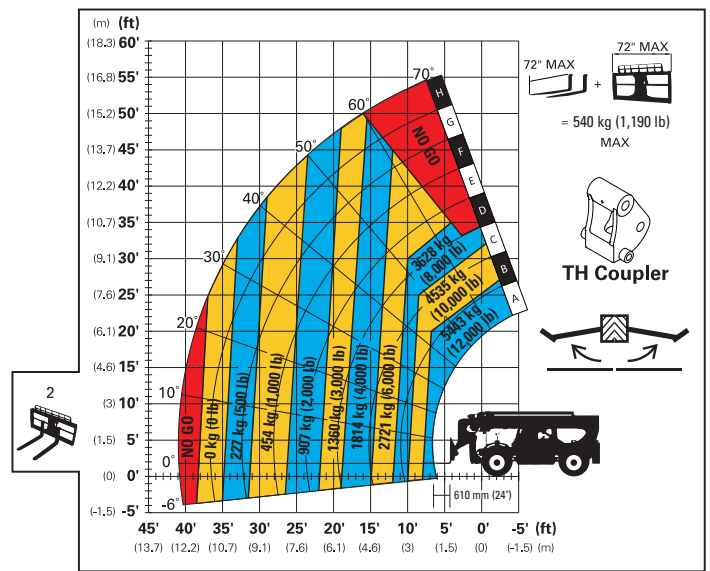
Dimensions (All dimensions are approximate.)



Load Chart and Dimensions



Outriggers Down



Outriggers Up

IMPORTANT

Rated lift capacities shown are for a machine equipped with the specified carriage and forks. Load Chart is for reference only, not intended for machine operation.

The machine must be level on a firm surface with undamaged, properly inflated tires. Machine specifications and stability are based on rated lift capacities at specific boom angles and boom lengths. (If specifications are critical, the proposed application should be discussed with your dealer.)

DO NOT exceed rated lift capacity loads, as unstable and dangerous machine conditions will result.

DO NOT tip the machine forward to determine the allowable load.

Use only approved attachments with proper material handler model/attachment load capacity charts displayed in the operator's cab.

Due to continuous product enhancements, machine specifications and/or equipment changes may be made without prior notification. This machine meets or exceeds ANSI/ITSDF B56.6-2021, as originally manufactured for intended applications.

TH1255 Telehandler

Standard and Optional Equipment

Standard and optional equipment may vary. Consult your Cat dealer for details.

ENGINE	
74.4 kW (100 hp)	●
COLD WEATHER	
Battery disconnect with lockout feature	●
Cold Weather Package	●
Dual Battery, heavy duty	●
Engine Block Heater	●
Ether Starting Aid	●
OPERATOR STATION	
Canopy	●
Enclosed Cab, heat	●
Enclosed Cab, heat, air conditioner	●
OPERATING ENHANCERS	
Operator Presence Seat Switch	●
Camera, rearview	●
Load Stability Indicator (LSI)	●
OPERATOR SEAT	
Seat – Mechanical Suspension	●
Seat – Mechanical Suspension Plus	●
SEAT BELT	
Seat belt – 51 mm (2 in)	●
Seat belt – 75 mm (3 in)	●
Seat belt with Indicator – 75 mm (3 in)	●
OPERATOR STATION ACCESSORIES	
USB dual charging port (USB-A and USB-C)	●
Security, 4 digit operator code enabled	●
Security, Bluetooth® key	●
Hydraulic lockout switch	●
Wiper, front (enclosed cab only)	●
Wiper, rear (enclosed cab only)	●
Wiper, roof (enclosed cab only)	●
Sunshade (top window)	●
Padlocks (set of 4)	●
FENDERS	
Cab fender (Left Hand front)	●
Fenders (4 Wheels)	●
GUARDING	
Window guard, front	●
Window guard, top	●
OTHER OPTIONS	
Frame cover	●
Retrieval hitch	●
Boom prop	●
LIGHTS	
LED work lights – cab, boom	●
Beacon	●
Roading lights	●
TELEMATICS	
PLE643 – Product Link™ Elite	●
TIRES	
Galaxy – pneumatic directional	●
Camso – solid directional	●
Maxam – solid non-directional	●
ATTACHMENT COUPLER	
TH Coupler (Manual)	●
IT Coupler (Manual)	●
IT Coupler (Hydraulic)	●
AUXILIARY HYDRAULIC CONNECTIONS	
Capped auxiliary hydraulic lines	●
Twist to connect hydraulic quick disconnects	●
CARRIAGE	
Standard Tilt – 1270 mm (50 in)	●
Standard Tilt – 1829 mm (72 in)	●
Side Tilt/Rotating – 1270 mm (50 in)	●
Side Tilt/Rotating – 1829 mm (72 in)	●
Hydraulic Fork Positioner – 1829 mm (72 in)	●
FORKS	
Pallet Forks – 1220 mm (48 in)	●
Pallet Forks – 1525 mm (60 in)	●
Pallet Forks – 1829 mm (72 in)	●
Pallet Forks – 2400 mm (96 in)	○
Cubing/Block Forks – 1220 mm (48 in)	○
Lumber Forks – 1525 mm (60 in)	○
OTHER WORK TOOL ATTACHMENTS	
General Purpose Bucket	●
Truss Boom – 3.7 m (12 ft)	●
Grapple Bucket	○
Material Handling Arm	○
Pipe and Pole Fork Grapple	○
Lifting Hook (Coupler Mtd)	○

- Standard
- Optional
- Available 2026/2027

For more complete information on Cat products, dealer services, and industry solutions, visit us on the web at www.cat.com

© 2025 Caterpillar
All rights reserved

Materials and specifications are subject to change without notice. Featured machines in photos may include additional equipment. See your Cat dealer for available options.

CAT, CATERPILLAR, LET'S DO THE WORK, VisionLink™, their respective logos, "Caterpillar Corporate Yellow," the "Power Edge" and Cat "Modern Hex" trade dress as well as corporate and product identity used herein, are trademarks of Caterpillar and may not be used without permission.

AEHQ8502-02 (09-2025)
Replaces AEHQ8502-01
Build Number: 01A
(S Am)

