

313

HYDRAULIC EXCAVATOR



Net Power – ISO 9249
Operating Weight
Maximum Digging Depth

80.9 kW (108 hp)
13 800 kg (30,400 lb)
6040 mm (19.8 ft)

CAT[®]

313

HYDRAULIC EXCAVATOR

The 313 excavator offers excellent performance and operator efficiency. Standard, easy-to-use Cat® technologies, large cab focused on operator comfort and productivity, and low fuel and maintenance costs allow you to move material all day with speed and precision while keeping more money in your pocket.



HIGH PERFORMANCE

A Cat C3.6 engine, powerful hydraulics, and increased swing torque give you the power to move material with speed and precision.

LOWER MAINTENANCE COSTS

With extended and more synchronized maintenance intervals, you get more done at a lower cost compared to the previous model.

MORE OPERATOR EFFICIENCY

Offering world-class standard factory-equipped technology, including Cat Grade with 2D and Payload.

LATEST FEATURES



Machine Setup Simplification

- At the touch of fingertips and navigating user-friendly icons, the latest operator oriented User Interface (UI) maximizes uptime and gets crews to work without delay. From re-ordering work tool lists to creating new work tool combinations as needed, operators can quickly set up machines and easily access information.
- The interface allows operators to maintain accuracy and makes the most of every second of their shift. Adding the ability to input couplers and attachments into the system makes setting up work tool combinations highly efficient by significantly reducing calibration time. It also eliminates the need to measure up again when changing Cat work tool attachments and makes it manageable for a single person to check and adjust for bucket wear.

Cat Grade® 3D Ready

- The Cat Grade 3D Ready option includes all the hardware required for the Grade with 3D system, installed and tested from the factory. This option provides an easier upgrade path for customers who want to add Grade with 3D after their initial purchase. To activate, contact your Cat dealer to purchase the required 3D software licenses. Licenses can be installed remotely or manually loaded onto the machine.

Cat Payload and Advanced Payload*

- Cat Payload provides operators with on-the-go weighing to help them hit load targets and avoid overloading, underloading, or misloading materials. Advanced Payload is a system upgrade that offers expanded features and capabilities, including custom tags, daily totals, and electronic ticketing. Combine Payload with VisionLink® Productivity** to analyze jobsites and individual assets for remote management of production targets and key metrics.

* Payload technologies are not legal for trade.

** VisionLink subscription required.

Not all features are available in all regions. Please check with your local Cat dealer for specific offering availability in your area. Build Number: 07H

HIGH PERFORMANCE AND PRODUCTIVITY



- Increase productivity over the 313F.
- Easily work on slopes and move around your jobsite with excellent swing torque.
- The advanced hydraulic system provides the optimum balance of power and efficiency while giving you the control you need for precise digging requirements.
- Match your machine to the job with power modes. Let smart mode automatically match engine and hydraulic power to working conditions. Power mode constantly provides maximum productivity and Eco mode minimizes fuel consumption in less-demanding applications.
- Get higher production in demanding applications, easier penetration into piles, and faster cycle times with Cat Advansys™ bucket tips. Quickly change tips with a simple lug wrench instead of a hammer or special tool, improving safety and uptime.
- Auxiliary hydraulic options give you the versatility to use a wide range of Cat attachments.
- The Cat C3.6 engine meets U.S. EPA Tier 4 Final, EU Stage V, and Japan 2014 emission standards.
- Don't let the temperature stop you from working. This excavator has a high-ambient temperature capability of 52° C (125° F) without de-rate and cold-start capability of -25° C (-13° F).

BOOST EFFICIENCY AND PRODUCTIVITY WITH CAT® TECHNOLOGIES

- The latest operator oriented User Interface (UI) has been designed to maximize uptime by allowing operators to easily reorder work tool lists and quickly create new work tool combinations. It also eliminates the need to measure up again when changing Cat work tool attachments and makes it manageable for a single person to check and adjust for bucket wear.
- Leverage standard Cat Grade with 2D system with indicate-only and laser capability to help boost productivity.
- The Cat Grade 3D Ready option includes all the hardware required for the Grade with 3D system, installed and tested from the factory. Activation requires the purchase of additional 3D software licenses.
- Want a 3D system to improve your digging results? Caterpillar's single antenna global navigation satellite system (GNSS) makes it easy by giving you visual and auditory guidance to grade. Plus, you can create and edit designs on the touchscreen monitor while you're on the job. If your application calls for a dual antenna system, it's easy to upgrade.
- Upgrade to our dual antenna GNSS for maximum grading efficiency. The system lets you create and edit designs on the touchscreen monitor while you're on the job, or you can have the plan design sent to the excavator to make your work easier. Plus, you get added benefits of avoidance zones, cut and fill mapping, lane guidance, and augmented reality along with advanced positioning capability.
- All Cat Grade systems are compatible with radios and base stations from Trimble, Topcon, and Leica.
- Standard Grade Assist helps you stay on grade – simply and effortlessly – with single-lever digging.
- Keep the tracks on ground in lifting and hard digging with Boom Assist.
- Set your desired bucket angle and let Bucket Assist automatically maintain the angle in sloping, leveling, fine grading, and trenching applications.
- Automatically stop excavator swing at operator-defined set points in truck loading and trenching applications with Swing Assist, which will help you use less effort and consume less fuel.
- Cat Payload helps you achieve precise load targets to improve your operating efficiency. Pick up a load of material – with a bucket and thumb combination or grapple and clamshell attachments – and get a real-time weight estimate without swinging.*
- Advanced Payload is a system upgrade that offers expanded features and capabilities, including custom tags, daily totals, and electronic ticketing (E-Tickets).*
- Combine Payload with VisionLink and remotely manage your production targets.
- Optional Operator Coaching is an in-cab system that recognizes specific opportunities for operators to be more productive and prevent unnecessary machine wear and tear.

* Advanced Payload requires an additional software license (SEA). E-Ticket functionality requires a subscription to VisionLink Productivity.




TAKE THE GUESSWORK OUT OF MANAGING YOUR EQUIPMENT

- VisionLink provides actionable data insights for all assets – regardless of fleet size or equipment manufacturer.* Review equipment data from your desktop or mobile device to maximize uptime and optimize assets. Dashboards provide information such as hours, miles, location, idle time, and fuel utilization. Make informed decisions that lower costs, simplify maintenance, and improve safety and security on your jobsite.
- VisionLink Productivity gathers and summarizes machine telematics and jobsite data from all your equipment – regardless of the manufacturer.* View actionable information such as idle time, fuel burn, location, payload, load counts, total cycles, and more to improve machine efficiency, productivity, and utilization. Access data anywhere via a mobile, tablet, or desktop device – on or off the jobsite.
- Cat Inspect is a mobile application that allows you to easily perform digital preventative maintenance (PM) checks, inspections, and daily walkarounds. Inspections can easily be integrated with other Cat data systems like VisionLink so you can keep a close eye on your fleet.
- Cat Remote Troubleshoot is a mobile application that allows your Cat dealer to perform diagnostic testing on your connected machine remotely to help ensure that issues are resolved quickly and with less downtime.
- Cat Remote Flash is a mobile application that allows you to update onboard software without a technician being present, allowing you to initiate software updates when convenient, increasing your overall operating efficiency.
- The Cat PL161 attachment locator allows you to track attachments across all worksites, reduce the number of lost attachments, and plan for attachment maintenance and replacement. The work tool recognition** feature automatically adjusts machine settings based on the selected tool.

* Data field availability can vary by equipment manufacturer.

** Recognition feature available on select excavator models. Consult your Cat dealer for details.



WORK IN COMFORT



- Increase operator productivity with a large cab. Comfort, Deluxe, and Premium cab options vary by region.
- The Comfort seat is equipped with a mechanical suspension. The Deluxe seat is heated and air adjustable while the Premium seat is heated and cooled and adjusts automatically.
- Get in and out of the cab easier using the tip-up left console.
- Advanced viscous mounts help to reduce cab vibration.
- Control the excavator comfortably with easy-to-reach controls all located in front of you.
- Stow your gear with plenty of in-cab storage beneath and behind the seat, overhead, and in the consoles. A cup holder, document holder, and coat hook are also provided.
- Use the standard radio's USB ports and Bluetooth® technology to connect personal devices and make hands-free calls.

SIMPLE TO OPERATE

- Continuously improved user interface allows for intuitive navigation, minimizing performance interruption with the easy-to-use touchscreen menu.
- Use the in-monitor QR code to learn about machine and technology features through a full suite of how-to videos.
- Start the engine with the push of a button, a Bluetooth key fob, or the unique Operator ID function.
- Program your preferred power mode and joystick settings using your operator ID. The excavator will automatically remember your selections.
- Navigate quickly on the standard high-resolution touchscreen monitor or with the aid of the jog dial control.
- The Cat PL161 attachment locator allows you to track attachments across all worksites, reduce the number of lost attachments, and plan for attachment maintenance and replacement.
- Save time and energy with work tool recognition. A simple shake of the attached tool confirms its identity ensuring all attachment settings are correct, so you can get to work quickly and efficiently.
- Not sure how a function works or how to maintain your machine? Simply access the operator's manual through the touchscreen monitor.
- Make moving the excavator much easier with Cat Stick Steer. Simply push a button and use one hand to travel and turn instead of both hands or feet on levers or pedals.
- Make operating easier with the touch of a joystick button. Additional auxiliary relays allow you to power on or turn off a CB radio, beacon light, and even a dust suppression watering system without taking your hands off the joysticks.
- Tiltrotator attachments – ours or other brands – work seamlessly with Cat 2D Grade, Assist, Payload, and E-Fence. With no additional hardware required, all you have to do is simply select “Third Party Tiltrotator System Installation” in the monitor, do the calibration, and get to work.



LOW MAINTENANCE COSTS



- Do more work with extended and more synchronized maintenance intervals. The Cat 313 can reduce your cost and service time compared to our previous series.
- Quickly check and service your machine with all daily maintenance points accessible from ground level.
- Check the engine oil level quickly and safely from the ground. Fill and check engine oil on top of the machine with a conveniently located second dipstick.
- Track your machine's filter life and maintenance intervals on the in-cab monitor.
- The latest hydraulic oil filter provides improved filtration performance, anti-drain valves to keep oil clean when the filter is replaced, and longer life with a 3,000-hour replacement interval.
- Boost productivity with proactive service reminders. The integrated vehicle health management system alerts the operator with step-by-step service guidance along with parts needed so you don't experience any unnecessary downtime.
- Scheduled Oil Sampling (S-O-SSM) ports are located at ground level, simplifying maintenance and allowing for quick, easy extraction of fluid samples for analysis.

SAFETY



- Access all daily maintenance points from ground level – no need for you to climb on top of the machine.
- The standard rollover protective structure (ROPS) cab meets ISO 12117-2:2008 requirements.
- The standard hydraulic lockout lever isolates all hydraulic and travel functions in the lowered position.
- A ground-level shut-off switch stops all fuel to the engine and shuts down the machine when activated.
- A rearview and right-side-view camera are standard. Upgrade to 360° visibility to easily see objects and personnel around the excavator in a single view.
- Cat Detect – People Detection helps protect the most valuable asset on any jobsite – people. The system uses smart cameras with depth sensors to provide the operator with visual and auditory alerts so he or she can take immediate action when a person is too close to the excavator.*
- The service platform design provides easy, safe, and quick access to the upper service platform. Prevent slipping with the anti-skid punch plate on the platform steps.
- Optional boom and stick lowering check valves prevent reverse flow, keeping your front linkage securely in place should the hydraulic system unexpectedly lose power.
- Brightly colored seatbelts allow easy recognition of properly utilized safety restraints.
- Enhance jobsite safety by adding Cat Command to your fleet. The remote control system comes with everything you need like Wi-Fi radio, cameras, and microphone so you can work outside of the cab and avoid potential hazards.
- Cat 2D E-Fence restricts the front linkage from moving beyond operator-defined preset boundaries for the ceiling, floor, wall, swing, and cab. It helps operators avoid jobsite hazards such as traffic, keeps personnel safe, and helps you save on costly repairs, equipment downtime, and potential jobsite fines.
- Add optional inspection lighting to illuminate the engine, pump, battery, and cooling compartments, making service work more accessible.
- Enhance jobsite safety. Add a swing alarm to alert people when you're rotating from trench to stockpile and back again.

* The system may not detect personnel in certain circumstances, such as fast swing speeds, people lying down or crouching, or when cameras are impaired by low light conditions (dusk, dawn, overcast), inclement weather (snow, rain, fog), or other similar conditions. For limitations of use, refer to the operation and maintenance manual.

- The Cat C3.6 engine meets U.S. EPA Tier 4 Final, EU Stage V, and Japan 2014 emission standards.
- The 313 emits lower CO₂ than the previous 313F.
- Cat diesel engines are required to use ULSD (ultra-low sulfur diesel fuel with 15 ppm of sulfur or less) or ULSD blended with the following lower-carbon intensity fuels** up to: 20% biodiesel FAME (fatty acid methyl ester)* or 100% renewable diesel, HVO (hydrotreated vegetable oil) and GTL (gas-to-liquid) fuels. Refer to guidelines for successful application. Please consult your Cat dealer or “Caterpillar Machine Fluids Recommendations” (SEBU6250) for details.
- Cat Grade technologies combine advanced guidance with optional automated machine control helping you reach grading targets while reducing fuel burn and greenhouse gas emissions by improving efficiency, jobsite productivity, and accuracy.
- Auto Engine Speed Control reduces unnecessary fuel burn and greenhouse gas emissions by allowing the engine to automatically go into idle mode when the machine is not working.
- Cat Payload for excavators provides on-the-go material weighing, which helps reduce fuel burn by improving loading efficiency, increasing jobsite productivity, and eliminating trips to the scale.
- Cat 2D E-fence keeps the front linkage within a predefined work area to avoid hazards such as traffic – not only helping keep personnel safe but also helps you avoid repairs, downtime, and costly jobsite fines.
- Extended maintenance intervals not only reduce downtime but decrease the amount of fluid and filters that are replaced over the life of the machine.
- Cat VisionLink displays the CO₂ emissions for monitored assets, calculated by fuel type for the Runtime Fuel Burned each day in a selected date range.
- Cat Remote Flash minimizes downtime and maintenance time while keeping your asset running with maximum efficiency. Alerts for machine updates are sent virtually from your Cat dealer and updates can be deployed without a dealer technician needing to be on site.
- Cat Remote Troubleshoot decreases maintenance time and keeps your machine running with maximum efficiency by allowing your Cat dealer to virtually test the machine while working. Once a problem is identified, a technician can fix it the first time, saving time and money.

* Engines with no aftertreatment devices can use higher blends, up to 100% biodiesel.

** Tailpipe greenhouse gas emissions from lower-carbon intensity fuels are essentially the same as traditional fuels.



MORE THAN MACHINES

BUILT AROUND YOUR SUCCESS

When you buy Cat equipment, you get so much more than the machine. You also get the support of a world-class dealer network, backed by a range of flexible solutions, technology, tools, and more.



CUSTOMER VALUE AGREEMENTS

A Customer Value Agreement (CVA) from your Cat dealer helps you do more and worry less. A CVA simplifies machine ownership and maintenance, adds the security of expert dealer support, and gives you the peace of mind from effective equipment health management.

GENUINE CAT® PARTS

Genuine Cat parts deliver the highest level of reliability and productivity. Order direct from your Cat dealer or shop online at parts.cat.com.

REPAIR OPTIONS

A broad range of repair options gives you choices that work with your needs, budget, and timeline. Every repair is performed by expert Cat technicians. You'll receive smart repair advice, a timely, accurate quote, and service that gets your machine back into action quickly.

FINANCIAL SERVICES

Count on Cat Financial to provide the best finance and extended protection solutions for your business. For more than 30 years, we have helped our customers succeed through financial service excellence.



DOZERS



SKID STEERS



MATERIAL HANDLERS



EXCAVATORS



WHEEL LOADERS



TRACK LOADERS

INCREASE YOUR PRODUCTIVITY AND PROFIT

WITH CAT ATTACHMENTS

Easily expand the performance of your machine by using any of the variety of Cat attachments. Each Cat attachment is designed to fit the weight and horsepower of Cat excavators for improved performance, safety, and stability.

PREVENT HAMMER WEAR AND TEAR

Protect your hammer tool from overheating and rapid wear. Auto hammer stop warns you after 15 seconds of continuous firing and then automatically shuts it off after 30 seconds – all to extend the tool's service life.

HYDRAULIC HAMMERS



GRAPPLES



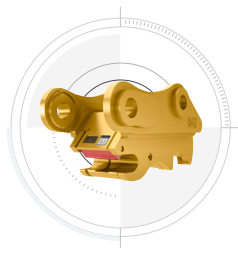
DO HARD-TO-REACH WORK

With 360° rotation and 40° side-to-side tilting action, a Cat tiltrotator will help you get complex work done faster. A new system upgrade from the factory allows the tool to work with Cat 2D Grade, Assist, Payload, and E-Fence. It includes factory-fit joysticks, but uses the standard cab monitor to display the tool and engage its SecureLock™ so you don't need to spend money on an extra monitor. It also works seamlessly with other brands with no additional hardware required. All you have to do is simply select "Third Party Tiltrotator System Installation" in the monitor, do the calibration, and get to work.

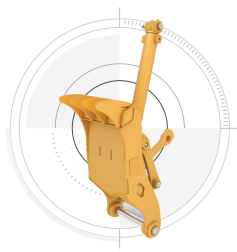
TILTROTATOR



COUPLERS



THUMBS




BUCKETS



ATTACHMENT TRACKING MADE EASY

The Cat PL161 attachment locator is a Bluetooth device designed to let users know where their attachments are across all worksites, reduce the number of lost attachments, and plan for attachment maintenance and replacement.



Save more time and energy with the available work tool recognition feature. A simple shake of the attached tool confirms its identity; it also ensures all the attachment settings are correct, so you can get to work quickly and efficiently.

TECHNICAL SPECIFICATIONS

Engine

Net Power – ISO 9249	80.9 kW	108 hp
Net Power – ISO 9249 (DIN)	110 hp (metric)	
Engine Model	Cat® C3.6	
Engine Power – ISO 14396	82 kW	110 hp
Engine Power – ISO 14396 (DIN)	111 hp (metric)	
Bore	98 mm	4 in
Stroke	120 mm	5 in
Displacement	3.6 L	220 in³
Biodiesel Capability	Up to B20¹	
Emissions	Meets U.S. EPA Tier 4 Final, EU Stage V, Japan 2014 emission standards.	

Net power advertised is the power available at the flywheel when the engine is equipped with fan, air intake system, exhaust system and alternator with engine speed at 2,400 rpm. Advertised power is tested per the specified standard in effect at the time of manufacture.

¹Cat diesel engines are required to use ULSD (ultra-low sulfur diesel fuel with 15 ppm of sulfur or less) or ULSD blended with the following lower-carbon intensity fuels** up to: 20% biodiesel FAME (fatty acid methyl ester)* or 100% renewable diesel, HVO (hydro-treated vegetable oil) and GTL (gas-to-liquid) fuels. Refer to guidelines for successful application. Please consult your Cat dealer or “Caterpillar Machine Fluids Recommendations” (SEBU6250) for details.

*Engines with no aftertreatment devices can use higher blends, up to 100% biodiesel (for use of blends higher than 20% biodiesel, consult your Cat dealer).

**Tailpipe greenhouse gas emissions from lower-carbon intensity fuels are essentially the same as traditional fuels.

Hydraulic System

Main System – Maximum Flow	247 L/min (65 gal/min)	
Maximum Pressure – Equipment	35 000 kPa	5,075 psi
Maximum Pressure – Travel	35 000 kPa	5,075 psi
Maximum Pressure – Swing	26 000 kPa	3,770 psi

Swing Mechanism

Swing Speed*	11.5 r/min	
Maximum Swing Torque	35 kN-m	25,741 lbf-ft

*For CE-marked machine default value may be set lower.

Weights

Operating Weight	13 800 kg	30,400 lb
------------------	-----------	-----------

Service Refill Capacities

Fuel Tank Capacity	258 L	68.2 gal
Cooling System	15 L	4 gal
Engine Oil	8 L	2.1 gal
Final Drive – Each	3 L	0.8 gal
Hydraulic System – Including Tank	85 L	22.5 gal
Hydraulic Tank	70 L	18.5 gal
Diesel Exhaust Fluid (DEF)	21 L	5.6 gal

Dimensions

Boom	Reach 4.65 m (15'3")	
Stick	Reach R3.0 m (9'8")	
Bucket	GD 0.53 m³ (0.69 yd³)	
Shipping Height – Top of Cab	2810 mm	9.3 ft
Handrail Height	2810 mm	9.3 ft
Shipping Length	7690 mm	25.2 ft
Shipping Length – with Blade	7970 mm	26.1 ft
Tail Swing Radius	2190 mm	7.2 ft
Counterweight Clearance	915 mm	3 ft
Ground Clearance	445 mm	1.5 ft
Track Length	3750 mm	12.3 ft
Length to Center of Rollers	3040 mm	10 ft
Track Gauge	1990 mm	6.5 ft
Transport Width – with 500 mm (20") Shoes	2490 mm	8.2 ft

Working Ranges & Forces

Boom	Reach 4.65 m (15'3")	
Stick	Reach R3.0 m (9'8")	
Bucket	GD 0.53 m³ (0.69 yd³)	
Maximum Digging Depth	6040 mm	19.8 ft
Maximum Reach at Ground Level	8660 mm	29.4 ft
Maximum Cutting Height	8830 mm	29 ft
Maximum Loading Height	6420 mm	21.1 ft
Minimum Loading Height	1600 mm	5.3 ft
Maximum Depth Cut for 2440 mm (8 ft) Level Bottom	5860 mm	19.3 ft
Maximum Vertical Wall Digging Depth	5190 mm	17 ft
Minimum Working Equipment Radius	2570 mm	8.4 ft
Bucket Digging Force – ISO	98.67 kN	22,180 lbf
Stick Digging Force – ISO	59.29 kN	13,330 lbf

Air Conditioning System

The air conditioning system on this machine contains the fluorinated greenhouse gas refrigerant R134a (Global Warming Potential = 1430). The system contains 0.85 hg of refrigerant which has a CO₂ equivalent of 1.216 metric tonnes.

Sustainability

Recyclability	95%
---------------	-----

STANDARD & OPTIONAL EQUIPMENT

NOTE: Standard and optional equipment may vary. Consult your Cat dealer for details.

	Standard	Optional		Standard	Optional
UNDERCARRIAGE AND STRUCTURES			ENGINE		
Long undercarriage	✓		Cat C3.6 single turbo diesel engine	✓	
Grease-lubricated track link	✓		One-touch low idle with auto engine speed control	✓	
Tie-down points on base frame	✓		Auto engine shutdown	✓	
2470 kg (5,445 lb) counterweight	✓		52° C (125° F) high-ambient cooling capacity without de-rate	✓	
500 mm (20") triple grouser shoes		✓	-18° C (-0° F) cold start capability		✓
500 mm (20") rubber track shoes		✓	-25° C (-13° F) cold start capability	✓	
500 mm (20") triple grouser shoes with rubber pad		✓	Electric fuel priming pump	✓	
600 mm (24") triple grouser shoes		✓	Variable speed fan	✓	
600 mm (24") rubber track shoes		✓	Single fuel filtration system	✓	
700 mm (28") triple grouser shoes		✓	Double element air filter with integrated pre-cleaner	✓	
770 mm (30") triple grouser shoes		✓	BOOM AND STICKS		
2500 mm (8'2") blade		✓	4.65 m (15'3") Reach boom		✓
2600 mm (8'6") blade		✓	2.4 m (7'8") stub + 2.44 (8'0") fore Variable Angle boom		✓
2700 mm (8'10") blade		✓	2.2 m (7'3") Reach stick		✓
CAT TECHNOLOGIES			2.5 m (8'2") Reach stick		✓
VisionLink	✓		2.8 m (9'2") Reach stick		✓
Cat Remote Flash	✓		3.0 m (9'10") Reach stick		✓
Cat Remote Troubleshoot	✓		2.8 m (9'2") Thumb Ready stick		✓
Work tool recognition and tracking (PL161)	✓		CAB		
Cat Grade with 2D	✓		Rollover protective structure (ROPS)	✓	
Cat Assist	✓		Operator Protective Guards (OPG)		✓
Cat Payload	✓		Deluxe Cab: air suspension heated seat, 10" touch screen monitor		✓
VisionLink Productivity		✓	Premium Cab: air suspension heated and cooled seat, 10" touch screen monitor		✓
Operator Coaching		✓	Cat Stick Steer		✓
Cat Grade with 2D with Attachment Ready		✓	Auxiliary relay		✓
Option (ARO)		✓	ELECTRICAL SYSTEM		
Cat Grade with 3D (single or dual GNSS)		✓	Maintenance-free battery	✓	
Cat Grade 3D Ready		✓	LED chassis light, left-side/right-side boom lights, cab lights	✓	
Cat Grade Connectivity		✓	Centralized electrical disconnect switch	✓	
Cat Advanced Payload		✓	Programmable time-delay LED working lights	✓	
Cat Tiltrotator (TRS) integration		✓	360° lighting		✓
SAFETY AND SECURITY			HYDRAULIC SYSTEM		
2D E-Fence	✓		Boom and stick regeneration circuit	✓	
Rear and right-side-view cameras	✓		Auto hydraulic warm up	✓	
Hydraulic lock out lever	✓		Auto two-speed travel	✓	
Ground-level engine shutoff switch	✓		Electric main control valve	✓	
Service platform with anti-skid plate and countersunk bolts	✓		Boom and stick drift reduction valve	✓	
Signaling/warning horn	✓		Swing drive with fine swing control function	✓	
Cat Detect – People Detection		✓	Auxiliary line support	✓	
Cat Command remote control		✓	Boom and stick lowering check valves		✓
360° visibility		✓			
Inspection lighting		✓			
SERVICE AND MAINTENANCE					
Grouped engine oil and fuel filters	✓				
Ground-level engine oil dipstick	✓				
S-O-S ports	✓				
Integrated vehicle health management system	✓				

For more complete information on Cat products, dealer services and industry solutions, visit us on the web at www.cat.com.

© 2024 Caterpillar. All Rights Reserved.

VisionLink is a trademark of Caterpillar Inc., registered in the United States and in other countries.

Materials and specifications are subject to change without notice. Featured machines in photos may include additional equipment. See your Cat dealer for available options.

CAT, CATERPILLAR, LET'S DO THE WORK, their respective logos, SmartBoom, S·O·S, Product Link, "Caterpillar Corporate Yellow," the "Power Edge" and Cat "Modern Hex" trade dress as well as corporate and product identity used herein, are trademarks of Caterpillar and may not be used without permission.
www.cat.com www.caterpillar.com

AEXQ4366-00 (12-2024)
Build Number: 07H
(N Am, Europe, Aus-NZ,
Chile, Colombia)

