340 HD High Wide

Hydraulic Excavator

Technical Specifications

Configurations and features may vary by region. Please consult your Cat® dealer for availability in your area.

Table of Contents

Specifications . . . 2

- Engine . . . 2
- Swing Mechanism . . . 2
- Weights . . . 2
- Track . . . 2
- Drive . . . 2
- Hydraulic System . . . 2
- Service Refill Capacities . . . 2
- Standards . . . 3
- Sound Performance . . . 3
- Air Conditioning System . . . 3
- Operating Weights and Ground Pressures . . . 3
- Major Component Weights . . . 4
- Dimensions . . . 5
- Working Ranges and Forces . . . 6
- Reach Boom Lift Capacities . . . 7
- Mass Boom Lift Capacities . . . 19
- Bucket Specifications and Compatibility . . . 23
- Typical Pass Match Guide . . . 25
- Attachments Offering Guide . . . 26

Standard and Optional Equipment . . . 33

Dealer Installed Kits and Attachments . . . 35

Cab Options . . . 36

340 Environmental Declaration . . . 37

340 Hydraulic Excavator Specifications

Engine

Engine Model	Cat® C9.3B	
Net Power		
ISO 9249	258.3 kW	346 hp
ISO 9249 (DIN)	351 hp (metric)	
Engine Power		
ISO 14396	259 kW	347 hp
ISO 14396 (DIN)	352 hp (metric)	
Bore	115 mm	5 in
Stroke	149 mm	6 in
Displacement	9.3 L	568 in^3

- Meets U.S. EPA Tier 4 Final, EU Stage V, and Japan 2014 emission standards.
- Recommended for use up to 4500 m (14,760 ft) altitude with engine power derate above 3000 m (9,840 ft).
- Advertised power is tested per the specified standard in effect at the time of manufacture.
- Net power advertised is the power available at the flywheel when the engine is equipped with fan, air intake system, exhaust system and alternator.
- Engine speed at 1,900 rpm.
- Cat diesel engines are required to use ULSD (ultra-low sulfur diesel fuel with 15 ppm of sulfur or less) and are compatible* with ULSD blended with the following lower-carbon intensity fuels** up to:
  - ✓ 20% biodiesel FAME (fatty acid methyl ester) ***
  - ✓ 100% renewable diesel, HVO (hydrotreated vegetable oil) and GTL (gas-to-liquid) fuels

  Refer to guidelines for successful application. Please consult your Cat dealer or "Caterpillar Machine Fluids Recommendations" (SEBU6250) for details.

  **While Cat engines are compatible with these alternative fuels, some regions may not allow their use.*

  *** Tailpipe greenhouse gas emissions from lower-carbon intensity fuels are essentially the same as traditional fuels.*

  **** Engines with no aftertreatment devices are compatible with higher blends, up to 100% biodiesel (for use of blends higher than 20% biodiesel, consult your Cat dealer).*

Swing Mechanism

Swing Speed*	8.84 rpm	
Maximum Swing Torque	143 kN·m	105,741 lbf·ft

*For CE-marked machine default value may be set lower.

Weights

Operating Weight	39 500 kg	87,100 lb

- Heavy Duty (HD) High Wide undercarriage, Reach boom, R3.2DB (10'6") stick, General Duty (GD) 2.27 m^3 (2.97 yd^3) bucket, 600 mm (24") HD triple grouser shoes, and 7.56 mt (16,700 lb) counterweight.

Operating Weight	41 000 kg	90,500 lb

- HD High Wide undercarriage, Mass boom, M2.55TB (8'4") stick, Severe Duty (SD) 2.41 m^3 (3.15 yd^3) bucket, 600 mm (24") double grouser shoes, and 7.56 (16,700 lb) counterweight.

Track

Standard Track Shoes Width	600 mm	24 in
Optional Track Shoes Width	700 mm	28 in
Optional Track Shoes Width	850 mm	33 in
Number of Shoes (each side)	49	
Number of Track Rollers (each side)	8	
Number of Carrier Rollers (each side)	2	

Drive

Gradeability	35°/70%	
Maximum Travel Speed	4.7 km/h	2.9 mph
Maximum Drawbar Pull	298 kN	67,000 lbf

Hydraulic System

Main System – Maximum Flow – Implement	560 L/min (280 × 2 pumps)	148 gal/min (74 × 2 pumps)
Maximum Pressure – Equipment – Implement	35 000 kPa	5,076 psi
Maximum Pressure – Equipment – Lift Mode	38 000 kPa	5,511 psi
Maximum Pressure – Travel	35 000 kPa	5,076 psi
Maximum Pressure – Swing	29 400 kPa	4,264 psi
Boom Cylinder – Bore	150 mm	6 in
Boom Cylinder – Stroke	1440 mm	57 in
Stick Cylinder – Bore	170 mm	7 in
Stick Cylinder – Stroke	1738 mm	68 in
DB Bucket Cylinder – Bore	150 mm	6 in
DB Bucket Cylinder – Stroke	1151 mm	45 in
TB Bucket Cylinder – Bore	160 mm	6 in
TB Bucket Cylinder – Stroke	1356 mm	53 in
B1 Bucket Cylinder – Bore	120 mm	5 in
B1 Bucket Cylinder – Stroke	1104 mm	43 in

Service Refill Capacities

Fuel Tank Capacity	600 L	158.5 gal
Cooling System	40 L	10.5 gal
Engine Oil (with filter)	32 L	8.5 gal
Swing Drive	18 L	4.8 gal
Final Drive (each)	8 L	2.1 gal
Hydraulic System (including tank)	373 L	98.5 gal
Hydraulic Tank (including suction pipe)	161 L	42.5 gal
Diesel Exhaust Fluid (DEF) Tank	80 L	21.1 gal

Standards

Brakes	ISO 10265:2008
Cab/Operator Protective Guards (OPG) (optional)	ISO 10262:1998
Cab/Rollover Protective Structure (ROPS)	ISO 12117-2:2008

Sound Performance

ISO 6395:2008 (external)	106 dB(A)
ISO 6396:2008 (inside cab)	73 dB(A)

- External Sound – The labeled spectator sound power level represents the Guaranteed Value per 2000/14/EC, when properly equipped, and is measured according to the test procedures and conditions specified in ISO 6395:2008. The measurements were conducted at 70% of the maximum engine cooling fan speed.
- Internal Sound – The operator sound pressure level is measured according to the test procedures and conditions specified in ISO 6396:2008 for a cab offered by Caterpillar, when properly installed and maintained and tested with the door and windows closed. The measurements were conducted at 70% of the maximum engine cooling fan speed.
- Hearing protection may be needed when operating with an open operator station and cab (when not properly maintained for doors/windows open) for extended periods or in noisy environment(s).

Air Conditioning System

- The air conditioning system on this machine contains the fluorinated greenhouse gas refrigerant R134a or R1234yf. See the label or instruction manual for identification of the gas.
  - If equipped with R134a (Global Warming Potential = 1430), the system contains 1.000 kg (2.205 lb.) of refrigerant, which has a CO_2 equivalent of 1.430 metric tonnes (1.576 tons).
  - If equipped with R1234yf (Global Warming Potential = 0.501), the system contains 0.790 kg (1.742 lb.) of refrigerant, which has a CO_2 equivalent of 0.001 metric tonnes (0.001 tons).

Operating Weights and Ground Pressures

	600 mm (24") Double Grouser Shoes		600 mm (24") HD Triple Grouser Shoes		700 mm (28") Triple Grouser Shoes		850 mm (33") Triple Grouser Shoes	
	Weight kg (lb)	Ground Pressure kPa (psi)	Weight kg (lb)	Ground Pressure kPa (psi)	Weight kg (lb)	Ground Pressure kPa (psi)	Weight kg (lb)	Ground Pressure kPa (psi)
7.56 mt (16,700 lb) Counterweight + HD High Wide Undercarriage Base Machine								
Reach Boom + R3.9 m DB (12'10") Stick + 2.27 m³ (2.97 yd³) GD Bucket	39 800 (87,800)	74.2 (10.8)	39 700 (87,500)	74.0 (10.7)	39 400 (86,900)	62.9 (9.1)	40 300 (88,800)	52.9 (7.7)
Reach Boom + R3.2 m DB (10'6") Stick + 2.27 m³ (2.97 yd³) GD Bucket	39 600 (87,400)	73.8 (10.7)	39 500 (87,100)	73.6 (10.7)	39 200 (86,500)	62.6 (9.1)	40 100 (88,400)	52.7 (7.6)
Reach Boom + R2.8 m DB (9'2") Stick + 2.27 m³ (2.97 yd³) GD Bucket	39 500 (87,200)	73.6 (10.7)	39 400 (86,900)	73.4 (10.7)	39 100 (86,300)	62.5 (9.1)	40 000 (88,200)	52.6 (7.6)
Mass Boom + M2.55 m TB (8'4") Stick + 2.41 m³ (3.15 yd³) SD Bucket	41 000 (90,500)	76.4 (11.1)	40 900 (90,200)	76.2 (11.1)	40 600 (89,600)	64.9 (9.4)	41 500 (91,500)	54.5 (7.9)

All operating weights include a 90% fuel tank with 75 kg (165 lb) operator.

Major Component Weights

	kg	lb
Base machine with 7.56 mt (16,700 lb) counterweight, HD swing frame, two boom cylinders, and SD track rollers and carrier rollers for HD High Wide undercarriage	27 310	60,210
Track Shoes:		
600 mm (24") Width, 15.5 mm (0.61") Thick, DG Track Shoes	4850	10,700
600 mm (24") Width, 15.5 mm (0.61") Thick, HD Triple Grouser Track Shoes	4750	10,470
700 mm (28") Width, 11 mm (0.43") Thick, Triple Grouser Track Shoes	4450	9,800
850 mm (33") Width, 15.5 mm (0.61") Thick, Triple Grouser Track Shoes	5300	11,680
Two Boom Cylinders	710	1,570
Weight of 90% Fuel Tank and 75 kg (165 lb) Operator	550	1,210
Counterweights:		
7.56 mt (16,700 lb) Counterweight	7560	16,670
Swing Frame:		
HD Swing Frame	3280	7,220
HD High Wide Undercarriage:		
Base Frame with SD Track Rollers and HD Carrier Rollers	10 160	22,400
Booms (including lines, pins, stick cylinder):		
Reach Boom 6.5 m (21'4")	3440	7,590
Mass Boom 6.18 m (20'3")	3660	8,070
Sticks (including lines, pins, bucket cylinder, bucket linkage):		
Reach Stick R2.8DB (9'2")	1860	4,110
Reach Stick R3.2DB (10'6")	1960	4,310
Reach Stick R3.9DB (12'10")	2140	4,730
Mass Stick M2.55TB (8'4")	2210	4,870
Buckets (without linkage):		
2.27 m^3 (2.97 yd^3) GD	1520	3,350
2.41 m^3 (3.15 yd^3) SD	2450	5,410
Quick Couplers (QC):		
CW Dedicated QC	480	1,050

Dimensions

All dimensions are approximate and may vary depending on bucket selection.

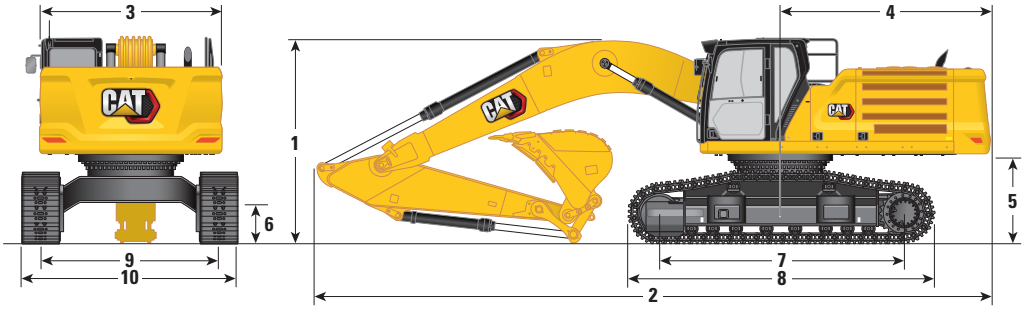

Boom Options	Reach Boom 6.5 m (21'4")						Mass Boom 6.18 m (20'3")	
Stick Options	Reach Stick						Mass Stick	
	R3.9DB (12'10")		R3.2DB (10'6")		R2.8DB (9'2")		M2.55TB (8'4")	
1 Machine Height:								
Cab Height	3400 mm	11'2"	3400 mm	11'2"	3400 mm	11'2"	3400 mm	11'2"
OPG Height	3540 mm	11'7"	3540 mm	11'7"	3540 mm	11'7"	3540 mm	11'7"
Handrail Height	3390 mm	11'1"	3390 mm	11'1"	3390 mm	11'1"	3390 mm	11'1"
With Boom/Stick/Bucket Installed	3620 mm	11'11"	3470 mm	11'5"	3690 mm	12'1"	3660 mm	12'0"
With Boom/Stick Installed	3560 mm	11'8"	3370 mm	11'1"	3610 mm	11'10"	3390 mm	11'1"
With Boom Installed	3020 mm	9'11"	3020 mm	9'11"	3020 mm	9'11"	2980 mm	9'9"
With Boom/Stick/Bucket Installed (with auxiliary lines)	3670 mm	12'0"	3550 mm	11'8"	3740 mm	12'3"	3660 mm	12'0"
With Boom/Stick Installed (with auxiliary lines)	3630 mm	11'11"	3460 mm	11'4"	3670 mm	12'0"	3400 mm	11'2"
With Boom Installed (with auxiliary lines)	3110 mm	10'2"	3110 mm	10'2"	3110 mm	10'2"	3070 mm	10'1"
2 Machine Length:								
With Boom/Stick/Bucket Installed	11 130 mm	36'6"	11 110 mm	36'5"	11 190 mm	36'9"	10 850 mm	35'7"
With Boom/Stick Installed	11 120 mm	36'6"	11 060 mm	36'3"	11 170 mm	36'8"	10 760 mm	35'4"
With Boom Installed	9870 mm	32'5"	9870 mm	32'5"	9870 mm	32'5"	9550 mm	31'4"
With Boom/Stick/Bucket Installed (with auxiliary lines)	11 130 mm	36'6"	11 110 mm	36'5"	11 190 mm	36'9"	10 850 mm	35'7"
With Boom/Stick Installed (with auxiliary lines)	11 120 mm	36'6"	11 060 mm	36'3"	11 170 mm	36'8"	10 760 mm	35'4"
With Boom Installed (with auxiliary lines)	9940 mm	32'7"	9940 mm	32'7"	9940 mm	32'7"	9610 mm	31'6"
3 Upperframe Width without Walkways	2970 mm	9'9"	2970 mm	9'9"	2970 mm	9'9"	2970 mm	9'9"
4 Tail Swing Radius	3530 mm	11'7"	3530 mm	11'7"	3530 mm	11'7"	3530 mm	11'7"
5 Counterweight Clearance	1470 mm	4'10"	1470 mm	4'10"	1470 mm	4'10"	1470 mm	4'10"
6 Ground Clearance	720 mm	2'4"	720 mm	2'4"	720 mm	2'4"	720 mm	2'4"
7 Length to Center of Rollers	4040 mm	13'3"	4040 mm	13'3"	4040 mm	13'3"	4040 mm	13'3"
8 Track Length	5030 mm	16'6"	5030 mm	16'6"	5030 mm	16'6"	5030 mm	16'6"
9 Track Gauge	2930 mm	9'7"	2930 mm	9'7"	2930 mm	9'7"	2930 mm	9'7"
Track Width								
600 mm (24") Shoes	3530 mm	11'7"	3530 mm	11'7"	3530 mm	11'7"	3530 mm	11'7"
700 mm (28") Shoes	3630 mm	11'11"	3630 mm	11'11"	3630 mm	11'11"	3630 mm	11'11"
850 mm (33") Shoes	3780 mm	12'5"	3780 mm	12'5"	3780 mm	12'5"	3780 mm	12'5"
10 Undercarriage Width:								
600 mm (24") Shoes	3670 mm	12'0"	3670 mm	12'0"	3670 mm	12'0"	3670 mm	12'0"
700 mm (28") Shoes	3670 mm	12'0"	3670 mm	12'0"	3670 mm	12'0"	3670 mm	12'0"
850 mm (33") Shoes	3780 mm	12'5"	3780 mm	12'5"	3780 mm	12'5"	3780 mm	12'5"
Bucket Type	GD		GD		GD		SD	
Bucket Capacity	2.27 m^3	2.97 yd^3	2.27 m^3	2.97 yd^3	2.27 m^3	2.97 yd^3	2.41 m^3	3.15 yd^3
Bucket Tip Radius	1762 mm	5'9"	1762 mm	5'9"	1762 mm	5'9"	1912 mm	6'3"

340 Hydraulic Excavator Specifications

Working Ranges and Forces

All dimensions are approximate and may vary depending on bucket selection.

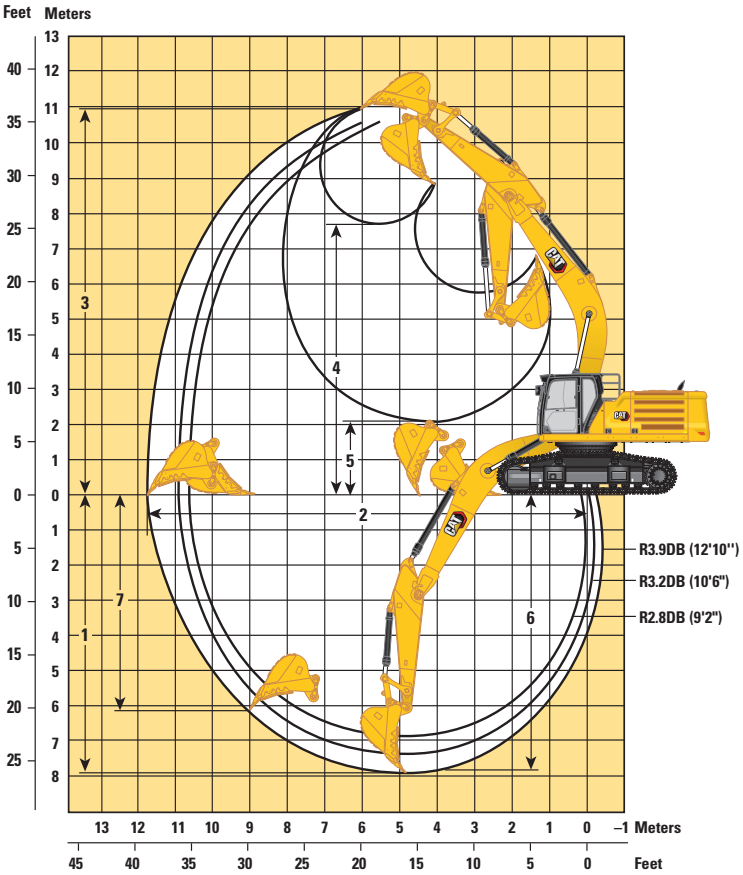

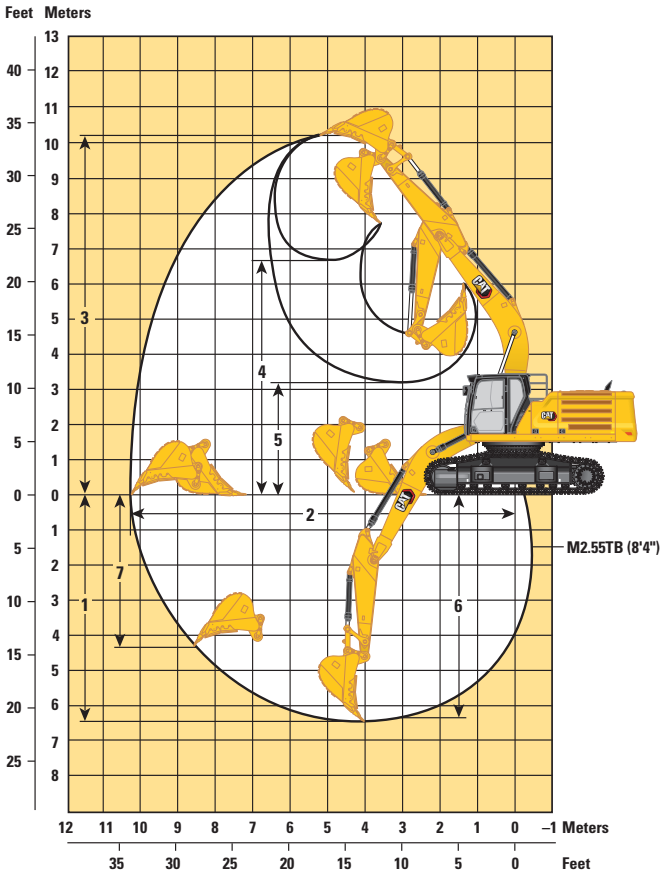

Boom Options	Reach Boom 6.5 m (21'4")						Mass Boom 6.18 m (20'3")	
Stick Options	Reach Stick						Mass Stick	
	R3.9DB (12'10")		R3.2DB (10'6")		R2.8DB (9'2")		M2.55TB (8'4")	
1 Maximum Digging Depth	7970 mm	26'2"	7270 mm	23'10"	6870 mm	22'6"	6440 mm	21'2"
2 Maximum Reach at Ground Line	11 680 mm	38'4"	10 980 mm	36'0"	10 680 mm	35'0"	10 230 mm	33'7"
3 Maximum Cutting Height	10 970 mm	36'0"	10 550 mm	34'7"	10 610 mm	34'10"	10 200 mm	33'6"
4 Maximum Loading Height	7720 mm	25'4"	7330 mm	24'1"	7330 mm	24'1"	6830 mm	22'5"
5 Minimum Loading Height	2130 mm	7'0"	2830 mm	9'3"	3230 mm	10'7"	3140 mm	10'4"
6 Maximum Depth Cut for 2440 mm (8'0") Level Bottom	7830 mm	25'8"	7110 mm	23'4"	6700 mm	22'0"	6260 mm	20'6"
7 Maximum Vertical Wall Digging Depth	6130 mm	20'1"	5330 mm	17'6"	5290 mm	17'4"	4250 mm	13'11"
Bucket Digging Force (ISO)	210 kN	47,210 lbf	210 kN	47,150 lbf	210 kN	47,150 lbf	265 kN	59,570 lbf
Stick Digging Force (ISO)	144 kN	32,370 lbf	166 kN	37,300 lbf	185 kN	41,490 lbf	191 kN	42,880 lbf
Bucket Digging Force (ISO) – Auto Dig Boost	228 kN	51,260 lbf	228 kN	51,200 lbf	228 kN	51,200 lbf	288 kN	64,670 lbf
Stick Digging Force (ISO) – Auto Dig Boost	156 kN	35,150 lbf	180 kN	40,500 lbf	200 kN	45,050 lbf	207 kN	46,560 lbf
Bucket Type	GD		GD		GD		Severe Duty V-Edge (SDV)	
Bucket Capacity	2.27 m³	2.97 yd³	2.27 m³	2.97 yd³	2.27 m³	2.97 yd³	2.41 m³	3.15 yd³
Bucket Tip Radius	1762 mm	5'9"	1762 mm	5'9"	1762 mm	5'9"	1912 mm	6'3"

Reach Boom Lift Capacities – Counterweight: 7.56 mt (16,700 lb) – without Bucket, Heavy Lift: On

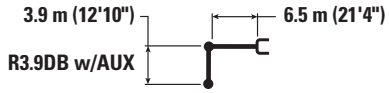

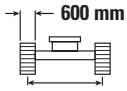

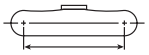

		1500 mm/5'0"		3000 mm/10'0"		4500 mm/15'0"		6000 mm/20'0"		7500 mm/25'0"		9000 mm/30'0"				
																mm ft/in
9000 mm 30'0"	kg lb									*6400	*6400			*6050 *13,450	*6050 *13,450	7560 24'04"
7500 mm 25'0"	kg lb									*7600 *16,700	*7600 *16,700			*5700 *12,550	*5700 *12,550	8680 28'02"
6000 mm 20'0"	kg lb									*7950 *17,400	*7950 *17,400	*7800 *15,450	7050 15,050	*5550 *12,200	*5550 *12,200	9430 30'09"
4500 mm 15'0"	kg lb							*9900 *21,450	*9900 *21,450	*8750 *19,050	*8750 *19,050	*8100 *17,750	6900 14,800	*5600 *12,300	*5600 *12,300	9900 32'04"
3000 mm 10'0"	kg lb					*15 700 *33,700	*15 700 *33,700	*11 700 *25,300	*11 700 *25,300	*9750 *21,150	8850 19,050	*8600 *18,750	6700 14,450	*5800 *12,700	5600 12,300	10 120 33'02"
1500 mm 5'0"	kg lb					*18 600 *40,100	17 900 38,550	*13 350 *28,900	11 700 25,250	*10 700 *23,150	8500 18,350	8950 19,250	6550 14,050	*6150 *13,500	5500 12,100	10 110 33'02"
0 mm 0'0"	kg lb			*9100 *20,600	*9100 *20,600	*19 950 *43,200	17 300 37,150	*14 450 *31,250	11 300 24,300	*11 350 *24,650	8250 17,750	8800 18,950	6400 13,750	*6750 *14,850	5600 12,350	9880 32'04"
–1500 mm –5'0"	kg lb	*9600 *21,350	*9600 *21,350	*14 050 *31,650	*14 050 *31,650	*20 050 *43,400	17 050 36,650	*14 750 *32,000	11 100 23,850	11 300 24,350	8100 17,450	8750 18,800	6300 13,600	*7750 *17,050	6000 13,150	9400 30'09"
–3000 mm –10'0"	kg lb	*14 850 *33,200	*14 850 *33,200	*20 350 *46,050	*20 350 *46,050	*19 000 *41,100	17 100 36,750	*14 250 *30,850	11 050 23,800	*11 150 *24,000	8100 17,450			*9150 *20,150	6750 14,900	8630 28'02"
–4500 mm –15'0"	kg lb			*23 000 *49,600	*23 000 *49,600	*16 650 *35,850	*16 650 *35,850	*12 600 *27,000	11 250 24,200					*9300 *20,450	8300 18,550	7490 24'03"
–6000 mm –20'0"	kg lb					*12 050 *25,250	*12 050 *25,250							*8900 *19,800	*8900 *19,800	5740 18'01"

* ISO 10567:2007

* Indicates that the load is limited by hydraulic lifting capacity rather than tipping load. The above loads are in compliance with hydraulic excavator lift capacity standard ISO 10567:2007. They do not exceed 87% of hydraulic lifting capacity or 75% of tipping load. Weight of all lifting accessories must be deducted from the above lifting capacities. Lifting capacities are based on the machine standing on a firm, uniform supporting surface. The use of a work tool attachment point to handle/lift objects, could affect the machine lift performance.

Lift capacity stays with ±5% for all available track shoes.

Always refer to the appropriate Operation and Maintenance Manual for specific product information.

340 Hydraulic Excavator Specifications

Reach Boom Lift Capacities – Counterweight: 7.56 mt (16,700 lb) – without Bucket, Heavy Lift: On

3.9 m (12'10") 6.5 m (21'4")

R3.9DB w/AUX

600 mm (24") HD Triple Grouser Shoes (High Wide Undercarriage)

2930 mm (9'7")

4040 mm (13'3")

		1500 mm/5'0"		3000 mm/10'0"		4500 mm/15'0"		6000 mm/20'0"		7500 mm/25'0"		9000 mm/30'0"				
																mm ft/in
9000 mm 30'0"	kg lb									*6400	*6400			*6050 *13,450	*6050 *13,450	7560 24'04"
7500 mm 25'0"	kg lb									*7600 *16,700	*7600 *16,700			*5700 *12,550	*5700 *12,550	8680 28'02"
6000 mm 20'0"	kg lb									*7950 *17,400	*7950 *17,400	*7800 *15,450	7000 15,000	*5550 *12,200	*5550 *12,200	9430 30'09"
4500 mm 15'0"	kg lb							*9900 *21,450	*9900 *21,450	*8750 *19,050	*8750 *19,050	*8100 *17,750	6900 14,800	*5600 *12,300	*5600 *12,300	9900 32'04"
3000 mm 10'0"	kg lb					*15 700 *33,700	*15 700 *33,700	*11 700 *25,300	*11 700 *25,300	*9750 *21,150	8850 19,000	*8600 *18,750	6700 14,400	*5800 *12,700	5550 12,250	10 120 33'02"
1500 mm 5'0"	kg lb					*18 600 *40,100	17 900 38,450	*13 350 *28,900	11 700 25,200	*10 700 *23,150	8500 18,300	*8950 19,200	6500 14,000	*6150 *13,500	5500 12,050	10 110 33'02"
0 mm 0'0"	kg lb			*9100 *20,600	*9100 *20,600	*19 950 *43,200	17 250 37,050	*14 450 *31,250	11 250 24,250	*11 350 24,650	8250 17,700	8800 18,900	6350 13,700	*6750 *14,850	5600 12,300	9880 32'04"
–1500 mm –5'0"	kg lb	*9600 *21,350	*9600 *21,350	*14 050 *31,650	*14 050 *31,650	*20 050 *43,400	17,050 36,600	*14 750 *32,000	11 050 23,800	11 300 24,300	8100 17,400	8700 18,750	6300 13,600	*7750 *17,050	5950 13,150	9400 30'09"
–3000 mm –10'0"	kg lb	*14 850 *33,200	*14 850 *33,200	*20 350 *46,050	*20 350 *46,050	*19 000 *41,100	17 100 36,700	*14 250 *30,850	11 050 23,750	*11 150 *24,000	8050 17,400			*9150 *20,150	6700 14,850	8630 28'02"
–4500 mm –15'0"	kg lb			*23 000 *49,600	*23 000 *49,600	*16 650 *35,850	*16 650 *35,850	*12 600 *27,000	11 200 24,150					*9300 *20,450	8300 18,500	7490 24'03"
–6000 mm –20'0"	kg lb					*12 050 *25,250	*12 050 *25,250							*8900 *19,800	*8900 *19,800	5740 18'01"

* ISO 10567:2007

* Indicates that the load is limited by hydraulic lifting capacity rather than tipping load. The above loads are in compliance with hydraulic excavator lift capacity standard ISO 10567:2007. They do not exceed 87% of hydraulic lifting capacity or 75% of tipping load. Weight of all lifting accessories must be deducted from the above lifting capacities. Lifting capacities are based on the machine standing on a firm, uniform supporting surface. The use of a work tool attachment point to handle/lift objects, could affect the machine lift performance.

Lift capacity stays with ±5% for all available track shoes.

Always refer to the appropriate Operation and Maintenance Manual for specific product information.

Reach Boom Lift Capacities – Counterweight: 7.56 mt (16,700 lb) – without Bucket, Heavy Lift: On

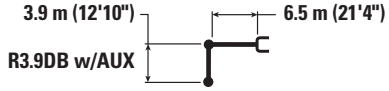

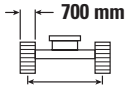

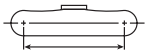

		1500 mm/5'0"		3000 mm/10'0"		4500 mm/15'0"		6000 mm/20'0"		7500 mm/25'0"		9000 mm/30'0"				
																mm ft/in
9000 mm 30'0"	kg lb									*6400	*6400			*6050 *13,450	*6050 *13,450	7560 24'04"
7500 mm 25'0"	kg lb									*7600 *16,700	*7600 *16,700			*5700 *12,550	*5700 *12,550	8680 28'02"
6000 mm 20'0"	kg lb									*7950 *17,400	*7950 *17,400	*7800 *15,450	6950 14,900	*5550 *12,200	*5550 *12,200	9430 30'09"
4500 mm 15'0"	kg lb							*9900 *21,450	*9900 *21,450	*8750 *19,050	*8750 *19,050	*8100 *17,750	6850 14,700	*5600 *12,300	*5600 *12,300	9900 32'04"
3000 mm 10'0"	kg lb					*15 700 *33,700	*15 700 *33,700	*11 700 *25,300	*11 700 *25,300	*9750 *21,150	8750 18,900	*8600 *18,750	6650 14,300	*5800 *12,700	5550 12,200	10 120 33'02"
1500 mm 5'0"	kg lb					*18 600 *40,100	17 750 38,200	*13 350 *28,900	11 600 25,000	*10 700 *23,150	8450 18,150	8850 19,050	6450 13,900	*6150 *13,500	5450 11,950	10 110 33'02"
0 mm 0'0"	kg lb			*9100 *20,600	*9100 *20,600	*19 950 *43,200	17 150 36,800	*14 450 *31,250	11 200 24,100	11 350 24,450	8150 17,600	8700 18,750	6300 13,600	*6750 *14,850	5550 12,200	9880 32'04"
–1500 mm –5'0"	kg lb	*9600 *21,350	*9600 *21,350	*14 050 *31,650	*14 050 *31,650	*20 050 *43,400	16 900 36,350	*14 750 *32,000	11 000 23,650	11 200 24,100	8050 17,300	8650 18,600	6250 13,500	*7750 *17,050	5900 13,050	9400 30'09"
–3000 mm –10'0"	kg lb	*14 850 *33,200	*14 850 *33,200	*20 350 *46,050	*20 350 *46,050	*19 000 *41,100	16 950 36,450	*14 250 *30,850	10 950 23,600	*11 150 *24,000	8000 17,250			*9150 *20,150	6650 14,750	8630 28'02"
–4500 mm –15'0"	kg lb			*23 000 *49,600	*23 000 *49,600	*16 650 *35,850	*16 650 *35,850	*12 600 *27,000	11 100 23,950					*9300 *20,450	8250 18,400	7490 24'03"
–6000 mm –20'0"	kg lb					*12 050 *25,250	*12 050 *25,250							*8900 *19,800	*8900 *19,800	5740 18'01"

* ISO 10567:2007

* Indicates that the load is limited by hydraulic lifting capacity rather than tipping load. The above loads are in compliance with hydraulic excavator lift capacity standard ISO 10567:2007. They do not exceed 87% of hydraulic lifting capacity or 75% of tipping load. Weight of all lifting accessories must be deducted from the above lifting capacities. Lifting capacities are based on the machine standing on a firm, uniform supporting surface. The use of a work tool attachment point to handle/lift objects, could affect the machine lift performance.

Lift capacity stays with ±5% for all available track shoes.

Always refer to the appropriate Operation and Maintenance Manual for specific product information.

340 Hydraulic Excavator Specifications

Reach Boom Lift Capacities – Counterweight: 7.56 mt (16,700 lb) – without Bucket, Heavy Lift: On

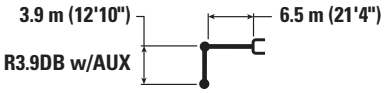

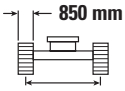

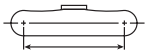

		1500 mm/5'0"		3000 mm/10'0"		4500 mm/15'0"		6000 mm/20'0"		7500 mm/25'0"		9000 mm/30'0"				
																mm ft/in
9000 mm 30'0"	kg lb									*6400	*6400			*6050 *13,450	*6050 *13,450	7560 24'04"
7500 mm 25'0"	kg lb									*7600 *16,700	*7600 *16,700			*5700 *12,550	*5700 *12,550	8680 28'02"
6000 mm 20'0"	kg lb									*7950 *17,400	*7950 *17,400	*7800 *15,450	7100 15,200	*5550 *12,200	*5550 *12,200	9430 30'09"
4500 mm 15'0"	kg lb							*9900 *21,450	*9900 *21,450	*8750 *19,050	*8750 *19,050	*8100 *17,750	7000 14,950	*5600 *12,300	*5600 *12,300	9900 32'04"
3000 mm 10'0"	kg lb					*15 700 *33,700	*15 700 *33,700	*11 700 *25,300	*11 700 *25,300	*9750 *21,150	8950 19,250	*8600 *18,750	6800 14,600	*5800 *12,700	5650 12,450	10 120 33'02"
1500 mm 5'0"	kg lb					*18 600 *40,100	18 100 38,950	*13 350 *28,900	11 850 25,500	*10 700 *23,150	8600 18,500	9050 19,450	6600 14,200	*6150 *13,500	5550 12,200	10 110 33'02"
0 mm 0'0"	kg lb			*9100 *20,600	*9100 *20,600	*19 950 *43,200	17 450 37,550	*14 450 *31,250	11 400 24,600	*11 350 *24,650	8350 17,950	8900 19,150	6450 13,900	*6750 *14,850	5650 12,450	9880 32'04"
–1500 mm –5'0"	kg lb	*9600 *21,350	*9600 *21,350	*14 050 *31,650	*14 050 *31,650	*20 050 *43,400	17 250 37,050	*14 750 *32,000	11 200 24,100	11 450 24,600	8200 17,650	8800 19,000	6400 13,750	*7750 *17,050	6050 13,300	9400 30'09"
–3000 mm –10'0"	kg lb	*14 850 *33,200	*14 850 *33,200	*20 350 *46,050	*20 350 *46,050	*19 000 *41,100	17 300 37,150	*14 250 *30,850	11 200 24,050	*11 150 *24,000	8200 17,650			*9150 *20,150	6800 15,050	8630 28'02"
–4500 mm –15'0"	kg lb			*23 000 *49,600	*23 000 *49,600	*16 650 *35,850	*16 650 *35,850	*12 600 *27,000	11 350 24,450					*9300 *20,450	8400 18,750	7490 24'03"
–6000 mm –20'0"	kg lb					*12 050 *25,250	*12 050 *25,250							*8900 *19,800	*8900 *19,800	5740 18'01"

* ISO 10567:2007

* Indicates that the load is limited by hydraulic lifting capacity rather than tipping load. The above loads are in compliance with hydraulic excavator lift capacity standard ISO 10567:2007. They do not exceed 87% of hydraulic lifting capacity or 75% of tipping load. Weight of all lifting accessories must be deducted from the above lifting capacities. Lifting capacities are based on the machine standing on a firm, uniform supporting surface. The use of a work tool attachment point to handle/lift objects, could affect the machine lift performance.

Lift capacity stays with ±5% for all available track shoes.

Always refer to the appropriate Operation and Maintenance Manual for specific product information.

Reach Boom Lift Capacities – Counterweight: 7.56 mt (16,700 lb) – without Bucket, Heavy Lift: On

3.2 m (10'6") 6.5 m (21'4")

R3.2DB w/AUX

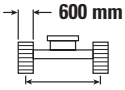

600 mm (24") Double Grouser Shoes (High Wide Undercarriage)

2930 mm (9'7")

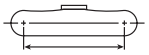

4040 mm (13'3")

		3000 mm/10'0"		4500 mm/15'0"		6000 mm/20'0"		7500 mm/25'0"		9000 mm/30'0"				
														mm ft/in
9000 mm 30'0"	kg lb											*7850	*7850	6610
7500 mm 25'0"	kg lb							*8650 *18,600	*8650 *18,600			*7300 *16,100	*7300 *16,100	7860 25'06"
6000 mm 20'0"	kg lb							*8850 *19,350	*8850 *19,350			*7100 *15,650	*7100 *15,650	8690 28'04"
4500 mm 15'0"	kg lb			*13 950 *29,900	*13 950 *29,900	*11 000 *23,850	*11 000 *23,850	*9550 *20,800	9100 19,650	*8800 *16,400	6850 14,700	*7200 *15,850	6650 14,650	9190 30'00"
3000 mm 10'0"	kg lb			*17 450 *37,500	*17 450 *37,500	*12 700 *27,500	12 200 26,250	*10 450 *22,650	8800 18,950	9150 19,650	6700 14,450	*7500 *16,500	6250 13,800	9430 30'10"
1500 mm 5'0"	kg lb			*19 750 *42,650	17 700 38,100	*14 150 *30,550	11 650 25,100	*11 250 *24,350	8500 18,350	9000 19,350	6600 14,150	*8100 *17,800	6150 13,550	9420 30'10"
0 mm 0'0"	kg lb			*20 350 *44,100	17 350 37,250	*14 900 *32,200	11 350 24,400	11 550 24,800	8300 17,900	8900 19,150	6500 13,950	8650 19,050	6300 13,900	9170 30'00"
–1500 mm –5'0"	kg lb	*15 600 *35,200	*15 600 *35,200	*19 800 *42,950	17 300 37,100	*14 850 *32,150	11 200 24,150	11 450 24,650	8250 17,750			9400 20,700	6800 15,050	8650 28'03"
–3000 mm –10'0"	kg lb	*24 250 *53,550	*24 250 *53,550	*18 200 *39,350	17 450 37,450	*13 850 *29,950	11 250 24,300	*10 650 *22,750	8300 17,900			*10 000 *22,000	7900 17,500	7810 25'05"
–4500 mm –15'0"	kg lb	*19 900 *42,750	*19 900 *42,750	*15 050 *32,250	*15 050 *32,250	*11 300 *23,900	*11 300 *23,900					*9950 *21,900	*9950 *21,900	6520 21'01"

* ISO 10567:2007

* Indicates that the load is limited by hydraulic lifting capacity rather than tipping load. The above loads are in compliance with hydraulic excavator lift capacity standard ISO 10567:2007. They do not exceed 87% of hydraulic lifting capacity or 75% of tipping load. Weight of all lifting accessories must be deducted from the above lifting capacities. Lifting capacities are based on the machine standing on a firm, uniform supporting surface. The use of a work tool attachment point to handle/lift objects, could affect the machine lift performance.

Lift capacity stays with ±5% for all available track shoes.

Always refer to the appropriate Operation and Maintenance Manual for specific product information.

340 Hydraulic Excavator Specifications

Reach Boom Lift Capacities – Counterweight: 7.56 mt (16,700 lb) – without Bucket, Heavy Lift: On

3.2 m (10'6") 6.5 m (21'4")

R3.2DB w/AUX

600 mm (24") HD Triple Grouser Shoes (High Wide Undercarriage)

2930 mm (9'7")

4040 mm (13'3")

		3000 mm/10'0"		4500 mm/15'0"		6000 mm/20'0"		7500 mm/25'0"		9000 mm/30'0"				
														mm ft/in
9000 mm 30'0"	kg lb											*7850	*7850	6610
7500 mm 25'0"	kg lb							*8650 *18,600	*8650 *18,600			*7300 *16,100	*7300 *16,100	7860 25'06"
6000 mm 20'0"	kg lb							*8850 *19,350	*8850 *19,350			*7100 *15,650	*7100 *15,650	8690 28'04"
4500 mm 15'0"	kg lb			*13 950 *29,900	*13 950 *29,900	*11 000 *23,850	*11 000 *23,850	*9550 *20,800	9100 19,600	*8800 *16,400	6850 14,700	*7200 *15,850	6600 14,600	9190 30'00"
3000 mm 10'0"	kg lb			*17 450 *37,500	*17 450 *37,500	*12 700 *27,500	12 150 26,200	*10 450 *22,650	8800 18,900	9100 19,600	6700 14,400	*7500 *16,500	6250 13,750	9430 30'10"
1500 mm 5'0"	kg lb			*19 750 *42,650	17 650 38,050	*14 150 *30,550	11 650 25,050	*11 250 *24,350	8500 18,300	8950 19,300	6550 14,100	*8100 *17,800	6150 13,500	9420 30'10"
0 mm 0'0"	kg lb			*20 350 *44,100	17 300 37,150	*14 900 *32,200	11 300 24,350	11 500 24,750	8300 17,850	8850 19,100	6450 13,900	8650 19,000	6300 13,850	9170 30'00"
–1500 mm –5'0"	kg lb	*15 600 *35,200	*15 600 *35,200	*19 800 *42,950	17 250 37,050	*14 850 *32,150	11 200 24,100	11 400 24,550	8200 17,700			9350 20,650	6800 15,000	8650 28'03"
–3000 mm –10'0"	kg lb	*24 250 *53,550	*24 250 *53,550	*18 200 *39,350	17 400 37,350	*13 850 *29,950	11 250 24,200	*10 650 *22,750	8300 17,900			*10 000 *22,000	7900 17,450	7810 25'05"
–4500 mm –15'0"	kg lb	*19 900 *42,750	*19 900 *42,750	*15 050 *32,250	*15 050 *32,250	*11 300 *23,900	*11 300 *23,900					*9950 *21,900	*9950 *21,900	6520 21'01"

* ISO 10567:2007

* Indicates that the load is limited by hydraulic lifting capacity rather than tipping load. The above loads are in compliance with hydraulic excavator lift capacity standard ISO 10567:2007. They do not exceed 87% of hydraulic lifting capacity or 75% of tipping load. Weight of all lifting accessories must be deducted from the above lifting capacities. Lifting capacities are based on the machine standing on a firm, uniform supporting surface. The use of a work tool attachment point to handle/lift objects, could affect the machine lift performance.

Lift capacity stays with ±5% for all available track shoes.

Always refer to the appropriate Operation and Maintenance Manual for specific product information.

Reach Boom Lift Capacities – Counterweight: 7.56 mt (16,700 lb) – without Bucket, Heavy Lift: On

3.2 m (10'6")

6.5 m (21'4")

R3.2DB w/AUX

700 mm (28") Triple Grouser Shoes (High Wide Undercarriage)

2930 mm (9'7")

4040 mm (13'3")

		3000 mm/10'0"		4500 mm/15'0"		6000 mm/20'0"		7500 mm/25'0"		9000 mm/30'0"				
														mm ft/in
9000 mm 30'0"	kg lb											*7850	*7850	6610
7500 mm 25'0"	kg lb							*8650 *18,600	*8650 *18,600			*7300 *16,100	*7300 *16,100	7860 25'06"
6000 mm 20'0"	kg lb							*8850 *19,350	*8850 *19,350			*7100 *15,650	*7100 *15,650	8690 28'04"
4500 mm 15'0"	kg lb			*13 950 *29,900	*13 950 *29,900	*11 000 *23,850	*11 000 *23,850	*9550 *20,800	9050 19,450	*8800 *16,400	6800 14,600	*7200 *15,850	6550 14,500	9190 30'00"
3000 mm 10'0"	kg lb			*17 450 *37,500	*17 450 *37,500	*12 700 *27,500	12 050 26,000	*10 450 *22,650	8750 18,800	9050 19,450	6650 14,300	*7500 *16,500	6200 13,650	9430 30'10"
1500 mm 5'0"	kg lb			*19 750 *42,650	17 550 37,750	*14 150 *30,550	11 550 24,900	*11 250 *24,350	8450 18,150	8900 19,150	6500 14,000	*8100 *17,800	6100 13,400	9420 30'10"
0 mm 0'0"	kg lb			*20 350 *44,100	17 150 36,900	*14 900 *32,200	11 250 24,200	11 400 24,600	8250 17,750	8800 18,950	6400 13,800	8600 18,900	6250 13,750	9170 30'00"
–1500 mm –5'0"	kg lb	*15 600 *35,200	*15 600 *35,200	*19 800 *42,950	17 100 36,750	*14 850 *32,150	11 100 23,900	11 350 24,400	8150 17,550			9300 20,500	6750 14,900	8650 28'03"
–3000 mm –10'0"	kg lb	*24 250 *53,550	*24 250 *53,550	*18 200 *39,350	17 250 37,100	*13 850 *29,950	11 150 24,050	*10 650 *22,750	8200 17,750			*10 000 *22,000	7800 17,300	7810 25'05"
–4500 mm –15'0"	kg lb	*19 900 *42,750	*19 900 *42,750	*15 050 *32,250	*15 050 *32,250	*11 300 *23,900	*11 300 *23,900					*9950 *21,900	*9950 *21,900	6520 21'01"

* ISO 10567:2007

* Indicates that the load is limited by hydraulic lifting capacity rather than tipping load. The above loads are in compliance with hydraulic excavator lift capacity standard ISO 10567:2007. They do not exceed 87% of hydraulic lifting capacity or 75% of tipping load. Weight of all lifting accessories must be deducted from the above lifting capacities. Lifting capacities are based on the machine standing on a firm, uniform supporting surface. The use of a work tool attachment point to handle/lift objects, could affect the machine lift performance.

Lift capacity stays with ±5% for all available track shoes.

Always refer to the appropriate Operation and Maintenance Manual for specific product information.

340 Hydraulic Excavator Specifications

Reach Boom Lift Capacities – Counterweight: 7.56 mt (16,700 lb) – without Bucket, Heavy Lift: On

3.2 m (10'6")

6.5 m (21'4")

R3.2DB w/AUX

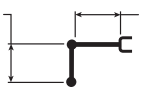

850 mm (33") Triple Grouser Shoes (High Wide Undercarriage)

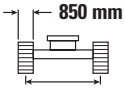

2930 mm (9'7")

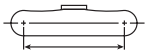

4040 mm (13'3")

		3000 mm/10'0"		4500 mm/15'0"		6000 mm/20'0"		7500 mm/25'0"		9000 mm/30'0"				
														mm ft/in
9000 mm 30'0"	kg lb											*7850	*7850	6610
7500 mm 25'0"	kg lb							*8650 *18,600	*8650 *18,600			*7300 *16,100	*7300 *16,100	7860 25'06"
6000 mm 20'0"	kg lb							*8850 *19,350	*8850 *19,350			*7100 *15,650	*7100 *15,650	8690 28'04"
4500 mm 15'0"	kg lb			*13 950 *29,900	*13 950 *29,900	*11 000 *23,850	*11 000 *23,850	*9550 *20,800	9200 19,800	*8800 *16,400	6950 14,850	*7200 *15,850	6700 14,800	9190 30'00"
3000 mm 10'0"	kg lb			*17 450 *37,500	*17 450 *37,500	*12 700 *27,500	12 300 26,500	*10 450 *22,650	8900 19,150	*9200 19,850	6800 14,600	*7500 *16,500	6350 13,950	9430 30'10"
1500 mm 5'0"	kg lb			*19 750 *42,650	17 900 38,500	*14 150 *30,550	11 800 25,400	*11 250 *24,350	8600 18,550	9100 19,550	6650 14,300	*8100 *17,800	6200 13,700	9420 30'10"
0 mm 0'0"	kg lb			*20 350 *44,100	17 500 37,650	*14 900 *32,200	11 450 24,650	11 650 25,100	8400 18,100	9000 19,350	6550 14,100	8750 19,300	6400 14,050	9170 30'00"
–1500 mm –5'0"	kg lb	*15 600 *35,200	*15 600 *35,200	*19 800 *42,950	17 450 37,500	*14 850 *32,150	11 350 24,400	11 550 24,900	8300 17,950			9500 *20 900	6900 15,200	8650 28'03"
–3000 mm –10'0"	kg lb	*24 250 *53,550	*24 250 *53,550	*18 200 *39,350	17 600 37,850	*13 850 *29,950	11 400 24,550	*10 650 *22,750	8400 18,100			*10 000 *22,000	8000 17,700	7810 25'05"
–4500 mm –15'0"	kg lb	*19 900 *42,750	*19 900 *42,750	*15 050 *32,250	*15 050 *32,250	*11 300 *23,900	*11 300 *23,900					*9950 *21,900	*9950 *21,900	6520 21'01"

* ISO 10567:2007

* Indicates that the load is limited by hydraulic lifting capacity rather than tipping load. The above loads are in compliance with hydraulic excavator lift capacity standard ISO 10567:2007. They do not exceed 87% of hydraulic lifting capacity or 75% of tipping load. Weight of all lifting accessories must be deducted from the above lifting capacities. Lifting capacities are based on the machine standing on a firm, uniform supporting surface. The use of a work tool attachment point to handle/lift objects, could affect the machine lift performance.

Lift capacity stays with ±5% for all available track shoes.

Always refer to the appropriate Operation and Maintenance Manual for specific product information.

Reach Boom Lift Capacities – Counterweight: 7.56 mt (16,700 lb) – without Bucket, Heavy Lift: On

2.8 m (9'2")

6.5 m (21'4")

R2.8DB w/AUX

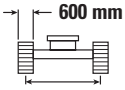

600 mm (24") Double Grouser Shoes (High Wide Undercarriage)

2930 mm (9'7")

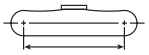

4040 mm (13'3")

		3000 mm/10'0"		4500 mm/15'0"		6000 mm/20'0"		7500 mm/25'0"		9000 mm/30'0"				
														mm ft/in
9000 mm 30'0"	kg lb											*9800	*9800	6170
7500 mm 25'0"	kg lb											*9200 *20,400	*9200 *20,400	7500 24'03"
6000 mm 20'0"	kg lb					*10 200 *22,100	*10 200 *22,100	*9350 *20,500	9300 20,050			*8950 *19,650	7800 17,350	8360 27'03"
4500 mm 15'0"	kg lb			*15 000 *32,150	*15 000 *32,150	*11 650 *25,150	*11 650 *25,150	*10 000 *21,750	9100 19,550			*9000 *19,750	7000 15,450	8880 29'00"
3000 mm 10'0"	kg lb			*18 450 *39,600	18 400 *39,600	*13 250 *28,600	12 100 26,100	*10 800 *23,450	8800 18,950	9150	6750	8950 19,700	6600 14,500	9130 29'11"
1500 mm 5'0"	kg lb			*17 200 *41,600	*17 200 37,950	*14 500 *31,350	11 650 25,100	*11 500 *24,950	8550 18,400	9000	6600	8850 19,500	6500 14,300	9120 29'11"
0 mm 0'0"	kg lb			*20 400 *44,200	17 400 37,400	*15 050 *32,600	11 400 24,500	11 600 24,900	8350 18,000			9150 20,150	6700 14,700	8860 29'00"
–1500 mm –5'0"	kg lb	*15 000 *34,050	*15 000 *34,050	*19 500 *42,300	17 400 37,400	*14 800 *32,000	11 300 24,350	11 550 24,850	8300 17,950			10 000 22,050	7300 16,050	8320 27'03"
–3000 mm –10'0"	kg lb	*23 000 *49,950	*23 000 *49,950	*17 550 *37,950	*17 550 37,850	*13 500 *29,100	11 400 24,600					*10 200 *22,450	8550 18,950	7440 24'03"
–4500 mm –15'0"	kg lb			*13 850 *29,600	*13 850 *29,600	*10 050	*10 050					*9800 *21,500	*9800 *21,500	6070 19'07"

* ISO 10567:2007

* Indicates that the load is limited by hydraulic lifting capacity rather than tipping load. The above loads are in compliance with hydraulic excavator lift capacity standard ISO 10567:2007. They do not exceed 87% of hydraulic lifting capacity or 75% of tipping load. Weight of all lifting accessories must be deducted from the above lifting capacities. Lifting capacities are based on the machine standing on a firm, uniform supporting surface. The use of a work tool attachment point to handle/lift objects, could affect the machine lift performance.

Lift capacity stays with ±5% for all available track shoes.

Always refer to the appropriate Operation and Maintenance Manual for specific product information.

340 Hydraulic Excavator Specifications

Reach Boom Lift Capacities – Counterweight: 7.56 mt (16,700 lb) – without Bucket, Heavy Lift: On

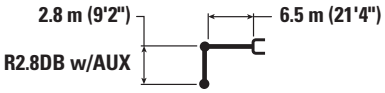

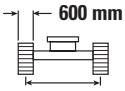

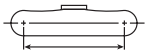

		3000 mm/10'0"		4500 mm/15'0"		6000 mm/20'0"		7500 mm/25'0"		9000 mm/30'0"				
														mm **ft/in**
9000 mm **30'0"**	kg **lb**											*9800	*9800	6170
7500 mm **25'0"**	kg **lb**											*9200 ***20,400**	*9200 ***20,400**	7500 **24'03"**
6000 mm **20'0"**	kg **lb**					*10 200 ***22,100**	*10 200 ***22,100**	*9350 ***20,500**	9300 **20,000**			*8950 ***19,650**	7800 **17,300**	8360 **27'03"**
4500 mm **15'0"**	kg **lb**			*15 000 ***32,150**	*15 000 ***32,150**	*11 650 ***25,150**	*11 650 ***25,150**	*10 000 ***21,750**	9050 **19,500**			*9000 ***19,750**	6950 **15,400**	8880 **29'00"**
3000 mm **10'0"**	kg **lb**			*18 450 ***39,600**	18 350 **39,600**	*13 250 ***28,600**	12 100 **26,050**	*10 800 ***23,450**	8750 **18,900**	9100	6700	8950 **19,700**	6550 **14,450**	9130 **29'11"**
1500 mm **5'0"**	kg **lb**			*17 200 ***41,600**	*17 200 **37,850**	*14 500 ***31,350**	11 600 **25,000**	*11 500 ***24,950**	8500 **18,350**	9000	6600	8850 **19,450**	6450 **14,250**	9120 **29'11"**
0 mm **0'0"**	kg **lb**			*20 400 ***44,200**	17 350 **37,300**	*15 050 ***32,600**	11 350 **24,450**	11 550 **24,850**	8350 **18,000**			9150 **20,100**	6650 **14,700**	8860 **29'00"**
–1500 mm **–5'0"**	kg **lb**	*15 000 ***34,050**	*15 000 ***34,050**	*19 500 ***42,300**	17 350 **37,300**	*14 800 ***32,000**	11 300 **24,300**	11 500 **24,750**	8300 **17,900**			9950 **22,000**	7250 **16,000**	8320 **27'03"**
–3000 mm **–10'0"**	kg **lb**	*23 000 ***49,950**	*23 000 ***49,950**	*17 550 ***37,950**	*17 550 **37,750**	*13 500 ***29,100**	11 400 **24,500**					*10 200 ***22,450**	8550 **18,900**	7440 **24'03"**
–4500 mm **–15'0"**	kg **lb**			*13 850 ***29,600**	*13 850 ***29,600**	*10 050	*10 050					*9800 ***21,500**	*9800 ***21,500**	6070 **19'07"**

* **ISO 10567:2007**

* Indicates that the load is limited by hydraulic lifting capacity rather than tipping load. The above loads are in compliance with hydraulic excavator lift capacity standard ISO 10567:2007. They do not exceed 87% of hydraulic lifting capacity or 75% of tipping load. Weight of all lifting accessories must be deducted from the above lifting capacities. Lifting capacities are based on the machine standing on a firm, uniform supporting surface. The use of a work tool attachment point to handle/lift objects, could affect the machine lift performance.

Lift capacity stays with ±5% for all available track shoes.

Always refer to the appropriate Operation and Maintenance Manual for specific product information.

Reach Boom Lift Capacities – Counterweight: 7.56 mt (16,700 lb) – without Bucket, Heavy Lift: On

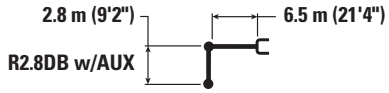

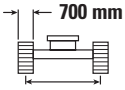

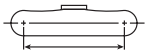

		3000 mm/10'0"		4500 mm/15'0"		6000 mm/20'0"		7500 mm/25'0"		9000 mm/30'0"				
														mm **ft/in**
9000 mm **30'0"**	kg **lb**											*9800	*9800	6170
7500 mm **25'0"**	kg **lb**											*9200 ***20,400**	*9200 ***20,400**	7500 **24'03"**
6000 mm **20'0"**	kg **lb**					*10 200 ***22,100**	*10 200 ***22,100**	*9350 ***20,500**	9250 **19,850**			*8950 ***19,650**	7750 **17,200**	8360 **27'03"**
4500 mm **15'0"**	kg **lb**			*15 000 ***32,150**	*15 000 ***32,150**	*11 650 ***25,150**	*11 650 ***25,150**	*10 000 ***21,750**	9000 **19,400**			*9000 ***19,750**	6900 **15,300**	8880 **29'00"**
3000 mm **10'0"**	kg **lb**			*18 450 ***39,600**	18 250 **39,300**	*13 250 ***28,600**	12 000 **25,850**	*10 800 ***23,450**	8700 **18,750**	9050	6650	8850 **19,550**	6500 **14,350**	9130 **29'11"**
1500 mm **5'0"**	kg **lb**			*17 200 ***41,600**	*17 200 **37,600**	*14 500 ***31,350**	11 550 **24,850**	*11 500 ***24,950**	8450 **18,200**	8950	6550	8750 **19,300**	6450 **14,150**	9120 **29'11"**
0 mm **0'0"**	kg **lb**			*20 400 ***44,200**	17 250 **37,050**	*15 050 ***32,600**	11 250 **24,250**	11 450 **24,700**	8300 **17,850**			9050 **19,950**	6600 **14,600**	8860 **29'00"**
–1500 mm **–5'0"**	kg **lb**	*15 000 ***34,050**	*15 000 ***34,050**	*19 500 ***42,300**	17 250 **37,050**	*14 800 ***32,000**	11 200 **24,100**	11 400 **24,600**	8250 **17,750**			9900 **21,850**	7200 **15,900**	8320 **27'03"**
–3000 mm **–10'0"**	kg **lb**	*23 000 ***49,950**	*23 000 ***49,950**	*17 550 ***37,950**	17 450 **37,500**	*13 500 ***29,100**	11 300 **24,350**					*10 200 ***22,450**	8450 **18,750**	7440 **24'03"**
–4500 mm **–15'0"**	kg **lb**			*13 850 ***29,600**	*13 850 ***29,600**	*10 050	*10 050					*9800 ***21,500**	*9800 ***21,500**	6070 **19'07"**

* ISO 10567:2007

* Indicates that the load is limited by hydraulic lifting capacity rather than tipping load. The above loads are in compliance with hydraulic excavator lift capacity standard ISO 10567:2007. They do not exceed 87% of hydraulic lifting capacity or 75% of tipping load. Weight of all lifting accessories must be deducted from the above lifting capacities. Lifting capacities are based on the machine standing on a firm, uniform supporting surface. The use of a work tool attachment point to handle/lift objects, could affect the machine lift performance.

Lift capacity stays with ±5% for all available track shoes.

Always refer to the appropriate Operation and Maintenance Manual for specific product information.

340 Hydraulic Excavator Specifications

Reach Boom Lift Capacities – Counterweight: 7.56 mt (16,700 lb) – without Bucket, Heavy Lift: On

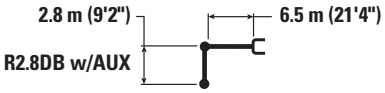

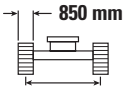

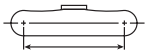

		3000 mm/10'0"		4500 mm/15'0"		6000 mm/20'0"		7500 mm/25'0"		9000 mm/30'0"				
														mm **ft/in**
9000 mm **30'0"**	kg **lb**											*9800	*9800	6170
7500 mm **25'0"**	kg **lb**											*9200 ***20,400**	*9200 ***20,400**	7500 **24'03"**
6000 mm **20'0"**	kg **lb**					*10 200 ***22,100**	*10 200 ***22,100**	*9350 ***20,500**	*9350 **20,200**			*8950 ***19,650**	7900 **17,500**	8360 **27'03"**
4500 mm **15'0"**	kg **lb**			*15 000 ***32,150**	*15 000 ***32,150**	*11 650 ***25,150**	*11 650 ***25,150**	*10 000 ***21,750**	9150 **19,750**			*9000 ***19,750**	7050 **15,600**	8880 **29'00"**
3000 mm **10'0"**	kg **lb**			*18 450 ***39,600**	*18 450 ***39,600**	*13 250 ***28,600**	12 250 **26,350**	*10 800 ***23,450**	8900 **19,150**	9250	6800	9050 **19,950**	6650 **14,650**	9130 **29'11"**
1500 mm **5'0"**	kg **lb**			*17 200 ***41,600**	*17 200 **38,300**	*14 500 ***31,350**	11 750 **25,350**	*11 500 ***24,950**	8600 **18,600**	9100	6700	8950 **19,700**	6550 **14,450**	9120 **29'11"**
0 mm **0'0"**	kg **lb**			*20 400 ***44,200**	17 550 **37,750**	*15 050 ***32,600**	11 500 **24,750**	11 700 **25,200**	8450 **18,200**			9250 **20,350**	6750 **14,900**	8860 **29'00"**
–1500 mm **–5'0"**	kg **lb**	*15 000 ***34,050**	*15 000 ***34,050**	*19 500 ***42,300**	17 600 **37,800**	*14 800 ***32,000**	11 400 **24,600**	*11 600 ***25,050**	8400 **18,100**			*10 100 ***22,200**	7350 **16,200**	8320 **27'03"**
–3000 mm **–10'0"**	kg **lb**	*23 000 ***49,950**	*23 000 ***49,950**	*17 550 ***37,950**	*17 550 ***37,950**	*13 500 ***29,100**	11 550 **24,850**					*10 200 ***22,450**	8650 **19,150**	7440 **24'03"**
–4500 mm **–15'0"**	kg **lb**			*13 850 ***29,600**	*13 850 ***29,600**	*10 050	*10 050					*9800 ***21,500**	*9800 ***21,500**	6070 **19'07"**

* ISO 10567:2007

* Indicates that the load is limited by hydraulic lifting capacity rather than tipping load. The above loads are in compliance with hydraulic excavator lift capacity standard ISO 10567:2007. They do not exceed 87% of hydraulic lifting capacity or 75% of tipping load. Weight of all lifting accessories must be deducted from the above lifting capacities. Lifting capacities are based on the machine standing on a firm, uniform supporting surface. The use of a work tool attachment point to handle/lift objects, could affect the machine lift performance.

Lift capacity stays with ±5% for all available track shoes.

Always refer to the appropriate Operation and Maintenance Manual for specific product information.

Mass Boom Lift Capacities – Counterweight: 7.56 mt (16,700 lb) – without Bucket, Heavy Lift: On

2.55 m (8'4")

6.18 m (20'3")

M2.55TB w/AUX

600 mm (24") Double Grouser Shoes (High Wide Undercarriage)

2930 mm (9'7")

4040 mm (13'3")

		3000 mm/10'0"		4500 mm/15'0"		6000 mm/20'0"		7500 mm/25'0"				
												mm ft/in
7500 mm **25'0"**	kg **lb**					*10 000 ***22,050**	*10 000 ***22,050**			*8850 ***19,650**	*8850 ***19,650**	6770 **21'10"**
6000 mm **20'0"**	kg **lb**					*10 500 ***22,900**	*10 500 ***22,900**	*9800 ***20,100**	9000 **19,250**	*8500 ***18,800**	*8500 ***18,800**	7710 **25'01"**
4500 mm **15'0"**	kg **lb**			*15 050 ***32,300**	*15 050 ***32,300**	*11 750 ***25,450**	*11 750 ***25,450**	*10 200 ***22,200**	8800 **18,900**	*8550 ***18,850**	7500 **16,600**	8280 **27'00"**
3000 mm **10'0"**	kg **lb**			*18 200 ***39,100**	18 050 **38,950**	*13 200 ***28,550**	11 800 **25,450**	*10 850 ***23,550**	8500 **18,300**	*8950 ***19,650**	7000 **15,400**	8540 **27'11"**
1500 mm **5'0"**	kg **lb**			*19 900 ***42,950**	17 250 **37,100**	*14 300 ***30,950**	11 350 **24,400**	*11 400 ***24,700**	8250 **17,750**	9500 **20,900**	6850 **15,100**	8530 **27'11"**
0 mm **0'0"**	kg **lb**			*19 850 ***43,050**	17 000 **36,550**	*14 700 ***31,800**	11 050 **23,800**	11 350 **24,400**	8100 **17,450**	9900 **21,800**	7100 **15,650**	8250 **27'00"**
–1500 mm **–5'0"**	kg **lb**	*20 100 ***45,500**	*20 100 ***45,500**	*18 650 ***40,500**	17 050 **36,600**	*14 150 ***30,600**	11 000 **23,700**	*10 850 ***23,250**	8100 **17,500**	*10 450 ***23,050**	7900 **17,400**	7670 **25'01"**
–3000 mm **–10'0"**	kg **lb**	*20 950 ***45,450**	*20 950 ***45,450**	*16 200 ***34,950**	*16 200 ***34,950**	*12 250 ***26,250**	11 200 **24,150**			*10 400 ***22,900**	9650 **21,450**	6700 **21'10"**

* ISO 10567:2007

* Indicates that the load is limited by hydraulic lifting capacity rather than tipping load. The above loads are in compliance with hydraulic excavator lift capacity standard ISO 10567:2007. They do not exceed 87% of hydraulic lifting capacity or 75% of tipping load. Weight of all lifting accessories must be deducted from the above lifting capacities. Lifting capacities are based on the machine standing on a firm, uniform supporting surface. The use of a work tool attachment point to handle/lift objects, could affect the machine lift performance.

Lift capacity stays with ±5% for all available track shoes.

Always refer to the appropriate Operation and Maintenance Manual for specific product information.

340 Hydraulic Excavator Specifications

Mass Boom Lift Capacities – Counterweight: 7.56 mt (16,700 lb) – without Bucket, Heavy Lift: On

2.55 m (8'4")

6.18 m (20'3")

M2.55TB w/AUX

600 mm (24") HD Triple Grouser Shoes (High Wide Undercarriage)

2930 mm (9'7")

4040 mm (13'3")

		3000 mm/10'0"		4500 mm/15'0"		6000 mm/20'0"		7500 mm/25'0"				
												mm ft/in
7500 mm **25'0"**	kg **lb**					*10 000 ***22,050**	*10 000 ***22,050**			*8850 ***19,650**	*8850 ***19,650**	6770 **21'10"**
6000 mm **20'0"**	kg **lb**					*10 500 ***22,900**	*10 500 ***22,900**	*9800 ***20,100**	8950 **19,200**	*8500 ***18,800**	*8500 ***18,800**	7710 **25'01"**
4500 mm **15'0"**	kg **lb**			*15 050 ***32,300**	*15 050 ***32,300**	*11 750 ***25,450**	*11 750 ***25,450**	*10 200 ***22,200**	8750 **18,850**	*8550 ***18,850**	7500 **16,550**	8280 **27'00"**
3000 mm **10'0"**	kg **lb**			*18 200 ***39,100**	18 050 **38,850**	*13 200 ***28,550**	11 800 **25,400**	*10 850 ***23,550**	8500 **18,250**	*8950 ***19,650**	6950 **15,350**	8540 **27'11"**
1500 mm **5'0"**	kg **lb**			*19 900 ***42,950**	17 200 **37,050**	*14 300 ***30,950**	11 300 **24,350**	*11 400 **24,650**	8250 **17,700**	9500 **20,850**	6850 **15,050**	8530 **27'11"**
0 mm **0'0"**	kg **lb**			*19 850 ***43,050**	16 950 **36,450**	*14 700 ***31,800**	11 050 **23,750**	11 300 **24,300**	8100 **17,400**	9850 **21,750**	7100 **15,650**	8250 **27'00"**
–1500 mm **–5'0"**	kg **lb**	*20 100 ***45,500**	*20 100 ***45,500**	*18 650 ***40,500**	17 000 **36,550**	*14 150 ***22,900**	11 000 **23,650**	*10 850 ***23,250**	8100 **17,450**	*10 450 ***23,050**	7850 **17,350**	7670 **25'01"**
–3000 mm **–10'0"**	kg **lb**	*20 950 ***45,450**	*20 950 ***45,450**	*16 200 ***34,950**	*16 200 ***34,950**	*12 250 ***26,250**	11 200 **24,100**			*10 400 ***22,900**	9650 **21,400**	6700 **21'10"**

* ISO 10567:2007

* Indicates that the load is limited by hydraulic lifting capacity rather than tipping load. The above loads are in compliance with hydraulic excavator lift capacity standard ISO 10567:2007. They do not exceed 87% of hydraulic lifting capacity or 75% of tipping load. Weight of all lifting accessories must be deducted from the above lifting capacities. Lifting capacities are based on the machine standing on a firm, uniform supporting surface. The use of a work tool attachment point to handle/lift objects, could affect the machine lift performance.

Lift capacity stays with ±5% for all available track shoes.

Always refer to the appropriate Operation and Maintenance Manual for specific product information.

Mass Boom Lift Capacities – Counterweight: 7.56 mt (16,700 lb) – without Bucket, Heavy Lift: On

2.55 m (8'4")

6.18 m (20'3")

M2.55TB w/AUX

700 mm (28") Triple Grouser Shoes (High Wide Undercarriage)

2930 mm (9'7")

4040 mm (13'3")

		3000 mm/10'0"		4500 mm/15'0"		6000 mm/20'0"		7500 mm/25'0"				
												mm ft/in
7500 mm **25'0"**	kg **lb**					*10 000 ***22,050**	*10 000 ***22,050**			*8850 ***19,650**	*8850 ***19,650**	6770 **21'10"**
6000 mm **20'0"**	kg **lb**					*10 500 ***22,900**	*10 500 ***22,900**	*9800 ***20,100**	8900 **19,100**	*8500 ***18,800**	8500 ***18,800**	7710 **25'01"**
4500 mm **15'0"**	kg **lb**			*15 050 ***32,300**	*15 050 ***32,300**	*11 750 ***25,450**	*11 750 ***25,450**	*10 200 ***22,200**	8700 **18,750**	*8550 ***18,850**	7450 **16,450**	8280 **27'00"**
3000 mm **10'0"**	kg **lb**			*18 200 ***39,100**	17 900 **38,600**	*13 200 ***28,550**	11 700 **25,200**	*10 850 ***23,550**	8450 **18,150**	*8950 ***19,650**	6900 **15,250**	8540 **27'11"**
1500 mm **5'0"**	kg **lb**			*19 900 ***42,950**	17 100 **36,750**	*14 300 ***30,950**	11 200 **24,150**	11 400 **24,500**	8150 **17,600**	9400 **20,700**	6800 **14,950**	8530 **27'11"**
0 mm **0'0"**	kg **lb**			*19 850 ***43,050**	16 850 **36,200**	*14 700 ***31,800**	10 950 **23,600**	11 200 **24,150**	8000 **17,250**	9800 **21,550**	7050 **15,500**	8250 **27'00"**
–1500 mm **–5'0"**	kg **lb**	*20 100 ***45,500**	*20 100 ***45,500**	*18 650 ***40,500**	16 900 **36,250**	*14 150 ***30,600**	10 900 **23,500**	*10 850 ***23,250**	8050 **17,350**	*10 450 ***23,050**	7800 **17,250**	7670 **25'01"**
–3000 mm **–10'0"**	kg **lb**	*20 950 ***45,450**	*20 950 ***45,450**	*16 200 ***34,950**	*16 200 ***34,950**	*12 250 ***26,250**	11 100 **23,950**			*10 400 ***22,900**	9550 **21,250**	6700 **21'10"**

* ISO 10567:2007

* Indicates that the load is limited by hydraulic lifting capacity rather than tipping load. The above loads are in compliance with hydraulic excavator lift capacity standard ISO 10567:2007. They do not exceed 87% of hydraulic lifting capacity or 75% of tipping load. Weight of all lifting accessories must be deducted from the above lifting capacities. Lifting capacities are based on the machine standing on a firm, uniform supporting surface. The use of a work tool attachment point to handle/lift objects, could affect the machine lift performance.

Lift capacity stays with ±5% for all available track shoes.

Always refer to the appropriate Operation and Maintenance Manual for specific product information.

340 Hydraulic Excavator Specifications

Mass Boom Lift Capacities – Counterweight: 7.56 mt (16,700 lb) – without Bucket, Heavy Lift: On

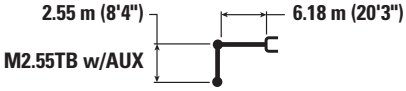

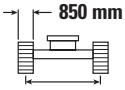

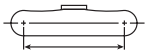

		3000 mm/10'0"		4500 mm/15'0"		6000 mm/20'0"		7500 mm/25'0"				mm ft/in
7500 mm **25'0"**	kg **lb**					*10 000 ***22,050**	*10 000 ***22,050**			*8850 ***19,650**	*8850 ***19,650**	6770 **21'10"**
6000 mm **20'0"**	kg **lb**					*10 500 ***22,900**	*10 500 ***22,900**	*9800 ***20,100**	9100 **19,450**	*8500 ***18,800**	*8500 ***18,800**	7710 **25'01"**
4500 mm **15'0"**	kg **lb**			*15 050 ***32,300**	*15 050 ***32,300**	*11 750 ***25,450**	*11 750 ***25,450**	*10 200 ***22,200**	8900 **19,100**	*8550 ***18,850**	7600 **16,750**	8280 **27'00"**
3000 mm **10'0"**	kg **lb**			*18 200 ***39,100**	*18 200 ***39,100**	*13 200 ***28,550**	11 950 **25,700**	*10 850 ***23,550**	8600 **18,500**	*8950 ***19,650**	7050 **15,550**	8540 **27'11"**
1500 mm **5'0"**	kg **lb**			*19 900 ***42,950**	17 450 **37,500**	*14 300 ***30,950**	11 450 **24,650**	*11 400 ***24,700**	8350 **17,950**	9600 **21,150**	6950 **15,300**	8530 **27'11"**
0 mm **0'0"**	kg **lb**			*19 850 ***43,050**	17 200 **36,900**	*14 700 ***31,800**	11 200 **24,050**	11 450 **24,650**	8200 **17,650**	10 000 **22,000**	7200 **15,850**	8250 **27'00"**
–1500 mm **–5'0"**	kg **lb**	*20 100 ***45,500**	*20 100 ***45,500**	*18 650 ***40,500**	17 250 **37,000**	*14 150 ***30,600**	11 150 **23,950**	*10 850 ***23,250**	8200 **17,700**	*10 450 ***23,050**	7950 **17,600**	7670 **25'01"**
–3000 mm **–10'0"**	kg **lb**	*20 950 ***45,450**	*20 950 ***45,450**	*16 200 ***34,950**	*16 200 ***34,950**	*12 250 ***26,250**	11 300 **24,400**			*10 400 ***22,900**	9750 **21,700**	6700 **21'10"**

* **ISO 10567:2007**

* Indicates that the load is limited by hydraulic lifting capacity rather than tipping load. The above loads are in compliance with hydraulic excavator lift capacity standard ISO 10567:2007. They do not exceed 87% of hydraulic lifting capacity or 75% of tipping load. Weight of all lifting accessories must be deducted from the above lifting capacities. Lifting capacities are based on the machine standing on a firm, uniform supporting surface. The use of a work tool attachment point to handle/lift objects, could affect the machine lift performance.

Lift capacity stays with ±5% for all available track shoes.

Always refer to the appropriate Operation and Maintenance Manual for specific product information.

Bucket Specifications and Compatibility

								Undercarriage	HD High Wide			
								Counterweight	7.5 mt (16,700 lb)			
		Width		Capacity		Weight		Fill	Reach			Mass
	Linkage	mm	in	m³	yd³	kg	lb	%	R3.9 (12'10")	R3.2 (10'6")	R2.8 (9'2")	M2.55 (8'4")
Pin-On (No Quick Coupler)												
General Duty	DB	1350	53	1.64	2.14	1181	2,603	100	●	●	●	
	DB	1500	60	1.88	2.44	1286	2,834	100	●	●	●	
	DB	1650	65	2.12	2.77	1361	3,000	100	●	●	●	
	DB	1800	71	2.36	3.09	1465	3,230	100	⦿	●	●	
	DB	1650	65	2.12	2.77	1348	2,971	100	●	●	●	
Heavy Duty	DB	1350	54	1.64	2.14	1450	3,196	100	●	●	●	
	DB	1500	60	1.88	2.46	1545	3,408	100	●	●	●	
	DB	1650	66	2.12	2.77	1677	3,697	100	⦿	●	●	
	DB	1800	72	2.36	3.08	1774	3,911	100	⦿	●	●	
Severe Duty	DB	1650	66	2.15	2.81	1802	3,972	90	●	●	●	
Heavy Duty	TB	1650	66	2.41	3.15	2220	4,894	100				●
Severe Duty	TB	1350	54	1.87	2.44	2053	4,526	90				●
	TB	1650	66	2.41	3.16	2367	5,218	90				●
Maximum load with pin-on (payload + bucket)								kg	5860	6705	7097	7643
								lb	12,919	14,782	15,646	16,850
With Cat Pin Grabber Coupler												
General Duty	DB	1350	53	1.64	2.14	1181	2,603	100	●	●	●	
	DB	1500	60	1.88	2.44	1286	2,834	100	●	●	●	
	DB	1650	65	2.12	2.77	1361	3,000	100	⦿	●	●	
	DB	1800	71	2.36	3.09	1465	3,230	100	⊖	⦿	●	
	DB	1650	65	2.12	2.77	1348	2,971	100	⦿	●	●	
Heavy Duty	DB	1350	54	1.64	2.14	1450	3,196	100	●	●	●	
	DB	1500	60	1.88	2.46	1545	3,408	100	⦿	●	●	
	DB	1650	66	2.12	2.77	1677	3,697	100	⊖	●	●	
	DB	1800	72	2.36	3.08	1774	3,911	100	⊖	⦿	⦿	
Severe Duty	DB	1650	66	2.15	2.81	1802	3,972	90	⦿	●	●	
Heavy Duty	TB	1650	66	2.41	3.15	2220	4,894	100				⦿
Severe Duty	TB	1350	54	1.87	2.44	2053	4,526	90				●
	TB	1650	66	2.41	3.16	2367	5,218	90				⦿
Maximum load with coupler (payload + bucket)								kg	5162	6007	6399	6590
								lb	11,381	13,244	14,108	14,528

The above loads are in compliance with hydraulic excavator standard EN 474-5:2022/AC:2022, they do not exceed 87% of hydraulic lifting capacity or 75% of tipping capacity with front linkage fully extended at ground line with bucket curled.

Capacity based on ISO 7451:2007.

Bucket weight with General Duty tips.

Maximum Material Density:

- ● 2100 kg/m³ (3,500 lb/yd³)
- ⦿ 1800 kg/m³ (3,000 lb/yd³)
- ⊖ 1500 kg/m³ (2,500 lb/yd³)

Caterpillar recommends using appropriate work tools to maximize the value customers receive from our products. Use of work tools, including buckets, which are outside of Caterpillar's recommendations or specifications for weight, dimensions, flows, pressures, etc. may result in less-than-optimal performance, including but not limited to reductions in production, stability, reliability, and component durability. Improper use of a work tool resulting in sweeping, prying, twisting and/or catching of heavy loads will reduce the life of the boom and stick.

(continued on next page)

Bucket Specifications and Compatibility *(continued)*

									Undercarriage	HD High Wide		
									Counterweight	7.5 mt (16,700 lb)		
		Width		Capacity		Weight		Fill	Reach			Mass
	Linkage	mm	in	m³	yd³	kg	lb	%	R3.9 (12'10")	R3.2 (10'6")	R2.8 (9'2")	M2.55 (8'4")
With CW Quick Coupler												
General Duty	DB	1500	59	1.88	2.46	1256	2,768	100	●	●	●	
	DB	1650	65	2.12	2.77	1334	2,940	100	⦿	●	●	
Heavy Duty	DB	1350	54	1.64	2.14	1419	3,128	100	●	●	●	
	DB	1500	60	1.88	2.46	1516	3,342	100	●	●	●	
	DB	1650	65	2.12	2.77	1650	3,637	100	⦿	●	●	
Severe Duty	DB	1650	66	2.15	2.81	1775	3,913	90	⦿	●	●	
Ditch Cleaning	DB	2200	87	2.40	3.14	1346	2,967	100	⊖	●	●	
	DB	1800	72	1.96	2.56	1163	2,564	100	●	●	●	
	DB	2000	79	2.18	2.85	1250	2,756	100	⦿	●	●	
	DB	1650	66	2.41	3.15	2120	4,673	100	○	⊖	⦿	
Maximum load with coupler (payload + bucket)								kg	5385	6230	6622	7148
								lb	11,872	13,735	14,599	16,138
With CWS Quick Coupler												
General Duty	DB	1200	47	1.40	1.84	1072	2,363	100	●	●	●	
	DB	1650	65	2.12	2.77	1285	2,947	100	⦿	●	●	
	DB	1800	71	2.36	3.09	1456	3,210	100	⊖	●	●	
Heavy Duty	DB	1500	60	1.88	2.46	1517	3,344	100	●	●	●	
	DB	1650	66	2.12	2.77	1651	3,640	100	⦿	●	●	
Severe Duty	DB	1650	66	2.15	2.81	1776	3,915	90	⦿	●	●	
Ditch Cleaning	DB	2400	94	2.04	2.67	1266	2,791	100	●	●	●	
	DB	2200	87	2.40	3.14	1347	2,970	100	⊖	●	●	
Heavy Duty	TB	1650	66	2.41	3.15	2122	4,678	100				●
Severe Duty	TB	1350	54	1.87	2.44	1954	4,308	90				●
	TB	1650	66	2.41	3.15	2269	5,002	90				●
Maximum load with coupler (payload + bucket)								kg	5415	6260	6652	7151
								lb	11,938	13,801	14,665	15,765

The above loads are in compliance with hydraulic excavator standard EN 474-5:2022/AC:2022, they do not exceed 87% of hydraulic lifting capacity or 75% of tipping capacity with front linkage fully extended at ground line with bucket curled.

Capacity based on ISO 7451:2007.

Bucket weight with General Duty tips.

Maximum Material Density:

- ● 2100 kg/m³ (3,500 lb/yd³)
- ⦿ 1800 kg/m³ (3,000 lb/yd³)
- ⊖ 1500 kg/m³ (2,500 lb/yd³)
- ○ 1200 kg/m³ (2,000 lb/yd³)

Caterpillar recommends using appropriate work tools to maximize the value customers receive from our products. Use of work tools, including buckets, which are outside of Caterpillar's recommendations or specifications for weight, dimensions, flows, pressures, etc. may result in less-than-optimal performance, including but not limited to reductions in production, stability, reliability, and component durability. Improper use of a work tool resulting in sweeping, prying, twisting and/or catching of heavy loads will reduce the life of the boom and stick.

Typical Pass Match Guide

For maximum production and efficiency, we recommend that loading and hauling machines are matched to achieve optimal performance.

Configuration:*

Heavy Duty (HD) High Wide undercarriage, Reach boom, R3.2DB (10'6") stick, General Duty (GD) 2.27 m³ (2.97 yd³) bucket, 600 mm (24") HD triple grouser shoes, and 7.56 mt (16,700 lb) counterweight.

Passes Required to Fill Trucks to Rated Capacity

Material Type	Material Density	Cat Articulated Trucks							Cat Off-Highway Trucks				
		725	730 EJ	730	735	740 GC	740 EJ	745	770G	772G	773E	773G	775G
Earth	1600 kg/m³ (2,700 lb/yd³)	6-7	8	7-8	9	10	10	11	11	13	15	15	18
Limestone	1540 kg/m³ (2,600 lb/yd³)	8	9	9	10	12	12	13	12	15	18	18	

** The indicated pass match reflects the machine configuration, fill factor, and typical material density shown. Changes to machine configurations, fill factors, or material density as well as jobsite-specific factors may influence exact pass match recommendations for your application. Consult your Cat dealer for more information.*

Configuration:*

HD High Wide undercarriage, Mass boom, M2.55TB (8'4") stick, Severe Duty (SD) 2.41 m³ (3.15 yd³) bucket, 600 mm (24") double grouser shoes, and 7.56 (16,700 lb) counterweight.

Passes Required to Fill Trucks to Rated Capacity

Material Type	Material Density	Cat Articulated Trucks							Cat Off-Highway Trucks				
		725	730 EJ	730	735	740 GC	740 EJ	745	770G	772G	773E	773G	775G
Earth	1600 kg/m³ (2,700 lb/yd³)	6	7	7	8	10	9	11	10	12	14	14	17
Limestone	1540 kg/m³ (2,600 lb/yd³)	7	8	8	10	11	11	12	11	14	17	17	19

** The indicated pass match reflects the machine configuration, fill factor, and typical material density shown. Changes to machine configurations, fill factors, or material density as well as jobsite-specific factors may influence exact pass match recommendations for your application. Consult your Cat dealer for more information.*

Attachments Offering Guide

Not all Attachments are available in all regions. Consult your Cat dealer for configurations available in your region.

✓ Match No Match

PIN-ON ATTACHMENTS					
Undercarriage		**HD High Wide**			
Counterweight		**7.5 mt (16,700 lb)**			
Boom Type		**Reach**			**Mass**
Stick Length		**R3.9 (12'10")**	**R3.2 (10'6")**	**R2.8 (9'2")**	**M2.55 (8'4")**
Hydraulic Hammers	H140 GC S	✓	✓	✓	✓
	H140 S	✓	✓	✓	✓
	H160 GC S	✓	✓	✓	✓
	H160 S	✓	✓	✓	✓
	H180 GC S	✓	✓	✓	✓
	H180 S	✓	✓	✓	✓
Multi-Processors	MP332 Concrete Cutter Jaw	✓	✓	✓	
	MP332 Demolition Jaw	✓	✓	✓	
	MP332 Pulverizer Jaw	✓	✓	✓	
	MP332 Shear Jaw	✓	✓	✓	
	MP332 Tank Shear Jaw	✓	✓	✓	
	MP332 Universal Jaw	✓	✓	✓	
	MP332 Concrete Cutter Jaw Flat Top	✓	✓	✓	
	MP332 Demolition Jaw Flat Top	✓	✓	✓	
	MP332 Pulverizer Jaw Flat Top	✓	✓	✓	
	MP332 Shear Jaw Flat Top	✓	✓	✓	
	MP332 Tank Shear Jaw Flat Top	✓	✓	✓	
	MP332 Universal Jaw Flat Top	✓	✓	✓	
Demolition and Sorting Grapples	G332	✓	✓	✓	
	G345	✓	✓	✓	
	G345 Flat Top	✓	✓	✓	
Mobile Scrap and Demolition Shears	S3035-Flat Top	✓	✓	✓	
Pulverizers	P232 Secondary Pulverizer	✓	✓	✓	✓
	P245 Secondary Pulverizer				✓
	P332 Primary Pulverizer	✓	✓	✓	
	P332 Primary Pulverizer Flat Top	✓	✓	✓	
Compactors (Vibratory Plate)	CVP110	✓	✓	✓	✓

(continued on next page)

Attachments Offering Guide *(continued)*

Not all Attachments are available in all regions. Consult your Cat dealer for configurations available in your region.

✓ Match | No Match | ● 1800 kg/m³ (3,000 lb/yd³) | ○ 1200 kg/m³ (2,000 lb/yd³)

PIN-ON ATTACHMENTS *(continued)*

Undercarriage		**HD High Wide**			
Counterweight		**7.5 mt (16,700 lb)**			
Boom Type		**Reach**			**Mass**
Stick Length		**R3.9 (12'10")**	**R3.2 (10'6")**	**R2.8 (9'2")**	**M2.55 (8'4")**
Orange Peel Grapples	GSH440-950	●	●	●	
	GSH440-1150	●	●	●	
	GSH440-1550	●	●	●	
	GSH455-1000	●	●	●	
	GSH455-1500	●	●	●	
	GSH455-2000	●	●	○	
	GSH555-1000	●	●	●	
	GSH555-1500	○	●	●	
	GSM50-1000	●	●	●	
	GSM50-1250	○	●	●	
	GSM50-1500	○	●	●	
	GSM50-2000		○	○	
Clamshell Grapples	CTV20-1300	●	●	●	
	CTV20-1500	●	●	●	
	CTV20-1700	●	●	●	
	CTV20-1900	●	●	●	
	CTV20-2300	○	○	○	
	CTV20-2700		○	○	
	CTV30-1700	○	●	●	
	CTV30-1900	○	●	●	
	CTV30-2300	○	○	○	
	CTV30-2700		○	○	
	CTV30-2900			○	
Rotary Cutters	RC30	✓	✓	✓	
	RC50				✓

(continued on next page)

Attachments Offering Guide *(continued)*

Not all Attachments are available in all regions. Consult your Cat dealer for configurations available in your region.

✓ Match No Match

CAT PIN GRABBER COUPLER ATTACHMENTS

Undercarriage		HD High Wide			
Counterweight		7.5 mt (16,700 lb)			
Boom Type		Reach			Mass
Stick Length		R3.9 (12'10")	R3.2 (10'6")	R2.8 (9'2")	M2.55 (8'4")
Hydraulic Hammers	H140 GC S	✓	✓	✓	✓
	H140 S	✓	✓	✓	✓
	H160 GC S	✓	✓	✓	✓
	H160 S	✓	✓	✓	✓
	H180 GC S		✓	✓	✓
	H180 S		✓	✓	✓
Multi-Processors	MP332 Concrete Cutter Jaw	✓	✓	✓	
	MP332 Demolition Jaw	✓	✓	✓	
	MP332 Pulverizer Jaw	✓	✓	✓	
	MP332 Shear Jaw	✓	✓	✓	
	MP332 Tank Shear Jaw		✓	✓	
	MP332 Universal Jaw	✓	✓	✓	
	MP332 Concrete Cutter Jaw Flat Top		✓	✓	
	MP332 Demolition Jaw Flat Top		✓	✓	
	MP332 Pulverizer Jaw Flat Top		✓	✓	
	MP332 Shear Jaw Flat Top		✓	✓	
	MP332 Tank Shear Jaw Flat Top		✓	✓	
	MP332 Universal Jaw Flat Top		✓	✓	
Demolition and Sorting Grapples	G332	✓	✓	✓	
	G345	✓	✓	✓	
	G345 Flat Top		✓	✓	
Mobile Scrap and Demolition Shears	S3035 Flat Top	✓	✓	✓	
Pulverizers	P232 Secondary Pulverizer		✓	✓	✓
	P332 Primary Pulverizer	✓	✓	✓	
	P332 Primary Pulverizer Flat Top		✓	✓	
Compactors (Vibratory Plate)	CVP110	✓	✓	✓	✓
Rotary Cutters	RC30	✓	✓	✓	
	RC50				✓

(continued on next page)

Attachments Offering Guide *(continued)*

Not all Attachments are available in all regions. Consult your Cat dealer for configurations available in your region.

✓ Match No Match

CW-45s DEDICATED COUPLER ATTACHMENTS

Undercarriage		**HD High Wide**			
Counterweight		**7.5 mt (16,700 lb)**			
Boom Type		**Reach**			**Mass**
Stick Length		**R3.9 (12'10")**	**R3.2 (10'6")**	**R2.8 (9'2")**	**M2.55 (8'4")**
Hydraulic Hammers	H140 GC S	✓	✓	✓	✓
	H140 S	✓	✓	✓	✓
	H160 GC S	✓	✓	✓	✓
	H160 S	✓	✓	✓	✓
	H180 GC S		✓	✓	✓
	H180 S		✓	✓	✓
Multi-Processors	MP332 Concrete Cutter Jaw	✓	✓	✓	
	MP332 Demolition Jaw	✓	✓	✓	
	MP332 Pulverizer Jaw	✓	✓	✓	
	MP332 Shear Jaw	✓	✓	✓	
	MP332 Tank Shear Jaw		✓	✓	
	MP332 Universal Jaw	✓	✓	✓	
	MP332 Concrete Cutter Jaw Flat Top	✓	✓	✓	
	MP332 Demolition Jaw Flat Top		✓	✓	
	MP332 Pulverizer Jaw Flat Top		✓	✓	
	MP332 Shear Jaw Flat Top	✓	✓	✓	
	MP332 Tank Shear Jaw Flat Top		✓	✓	
	MP332 Universal Jaw Flat Top		✓	✓	
Demolition and Sorting Grapples	G332	✓	✓	✓	
	G345	✓	✓	✓	
	G345 Flat Top	✓	✓	✓	
Mobile Scrap and Demolition Shears	S3035 Flat Top	✓	✓	✓	
Pulverizers	P232 Secondary Pulverizer		✓	✓	✓
	P332 Primary Pulverizer	✓	✓	✓	
	P332 Primary Pulverizer Flat Top	✓	✓	✓	
Compactors (Vibratory Plate)	CVP110	✓	✓	✓	✓
Rotary Cutters	RC30	✓	✓	✓	
	RC50				✓

(continued on next page)

Attachments Offering Guide *(continued)*

Not all Attachments are available in all regions. Consult your Cat dealer for configurations available in your region.

✓ Match No Match

CW-45 DEDICATED COUPLER ATTACHMENTS

Undercarriage		**HD High Wide**			
Counterweight		**7.5 mt (16,700 lb)**			
Boom Type		**Reach**			**Mass**
Stick Length		**R3.9 (12'10")**	**R3.2 (10'6")**	**R2.8 (9'2")**	**M2.55 (8'4")**
Hydraulic Hammers	H140 GC S	✓	✓	✓	✓
	H140 S	✓	✓	✓	✓
	H160 GC S	✓	✓	✓	✓
	H160 S	✓	✓	✓	✓
	H180 GC S		✓	✓	✓
	H180 S		✓	✓	✓
Multi-Processors	MP332 Concrete Cutter Jaw	✓	✓	✓	
	MP332 Demolition Jaw	✓	✓	✓	
	MP332 Pulverizer Jaw	✓	✓	✓	
	MP332 Shear Jaw	✓	✓	✓	
	MP332 Tank Shear Jaw		✓	✓	
	MP332 Universal Jaw	✓	✓	✓	
	MP332 Concrete Cutter Jaw Flat Top	✓	✓	✓	
	MP332 Demolition Jaw Flat Top		✓	✓	
	MP332 Pulverizer Jaw Flat Top		✓	✓	
	MP332 Shear Jaw Flat Top	✓	✓	✓	
	MP332 Tank Shear Jaw Flat Top		✓	✓	
	MP332 Universal Jaw Flat Top		✓	✓	
Demolition and Sorting Grapples	G332	✓	✓	✓	
	G345	✓	✓	✓	
	G345 Flat Top		✓	✓	
Mobile Scrap and Demolition Shears	S3035 Flat Top	✓	✓	✓	
Pulverizers	P232 Secondary Pulverizer		✓	✓	✓
	P332 Primary Pulverizer	✓	✓	✓	
	P332 Primary Pulverizer Flat Top		✓	✓	
Compactors (Vibratory Plate)	CVP110	✓	✓	✓	✓
Rotary Cutters	RC30	✓	✓	✓	
	RC50				✓

(continued on next page)

Attachments Offering Guide *(continued)*

Not all Attachments are available in all regions. Consult your Cat dealer for configurations available in your region.

✓ Match No Match

S80 DEDICATED COUPLER ATTACHMENTS			
Undercarriage		**HD High Wide**	
Counterweight		**7.5 mt (16,700 lb)**	
Boom Type		**Reach**	
Stick Length		**R3.9 (12'10")**	**R3.2 (10'6")**
Hydraulic Hammers	H140 GC S	✓	✓
	H140 S	✓	✓
	H160 GC S	✓	✓
	H160 S	✓	✓
	H180 S		✓
Multi-Processors	MP332 Concrete Cutter Jaw Flat Top	✓	✓
	MP332 Demolition Jaw Flat Top		✓
	MP332 Pulverizer Jaw Flat Top		✓
	MP332 Shear Jaw Flat Top	✓	✓
	MP332 Tank Shear Jaw Flat Top		✓
	MP332 Universal Jaw Flat Top		✓
Demolition and Sorting Grapples	G332	✓	✓
	G345		
	G345 Flat Top	✓	✓
Mobile Scrap and Demolition Shears	S3035 Flat Top	✓	✓
Pulverizers	P232 Secondary Pulverizer		✓
	P332 Primary Pulverizer Flat Top	✓	✓
Compactors (Vibratory Plate)	CVP110	✓	✓
Rotary Cutters	RC30	✓	✓

(continued on next page)

Attachments Offering Guide *(continued)*

Not all Attachments are available in all regions. Consult your Cat dealer for configurations available in your region.

✓ Match No Match

HCS80 COUPLER ATTACHMENTS

Undercarriage		**HD High Wide**	
Counterweight		**7.5 mt (16,700 lb)**	
Boom Type		**Reach**	
Stick Length		**R3.9 (12'10")**	**R3.2 (10'6")**
Hydraulic Hammers	H140 S	✓	✓
	H160 S	✓	✓
	H180 S		✓
Multi-Processors	MP332 Concrete Cutter Jaw Flat Top	✓	✓
	MP332 Demolition Jaw Flat Top		✓
	MP332 Pulverizer Jaw Flat Top		✓
	MP332 Shear Jaw Flat Top	✓	✓
	MP332 Tank Shear Jaw Flat Top		✓
	MP332 Universal Jaw Flat Top		✓
Demolition and Sorting Grapples	G332	✓	✓
	G345		
	G345 Flat Top		✓
Mobile Scrap and Demolition Shears	S3035Flat Top	✓	✓
Pulverizers	P232 Secondary Pulverizer		✓
	P332 Primary Pulverizer Flat Top		✓
Compactors (Vibratory Plate)	CVP110	✓	✓
Rotary Cutters	RC30	✓	✓

BOOM-MOUNT ATTACHMENTS

Undercarriage		**HD High Wide**	
Counterweight		**7.5 mt (16,700 lb)**	
Boom Type		**Reach**	**Mass**
Mobile Scrap and Demolition Shears	S2070	✓	✓
	S2090	✓	✓
	S3070 Flat Top	✓	

Standard and Optional Equipment

Standard and optional equipment may vary. Consult your Cat® dealer for details.

	Standard	Optional
BOOMS AND STICKS		
6.5 m (21'4") Reach boom		✓
6.18 m (20'3") Mass boom		✓
2.55 m (8'4") stick		✓
2.8 m (9'2") stick		✓
3.2 m (10'6") stick		✓
3.9 m (12'10") stick		✓
CAT TECHNOLOGY		
Cat Equipment Management:		
– VisionLink™	✓[1]	
– Remote Flash	✓	
– Remote Troubleshoot	✓	
– Work tool recognition and tracking (PL161)	✓	
Cat Grade:		
– Cat Grade with 2D	✓	
– Cat Grade with 2D with Attachment Ready Option (ARO)		✓
– Laser catcher		✓
– Cat Grade with 3D (single or dual Global Navigation Satellite System [GNSS])		✓
– Compatible with 3D grade systems from Trimble, Topcon, and Leica	✓	
– Cat Grade 3D Ready		✓
– Cat Grade Connectivity		✓[2]
Cat Assist:		
– Grade Assist	✓	
– Boom Assist	✓	
– Bucket Assist	✓	
– Swing Assist	✓	
– Lift Assist	✓	
Cat Payload:		
– On-the-go weighing	✓	
– Semiautomatic calibration	✓	
– Payload/cycle information	✓	
– VisionLink back office reporting		✓[2]
Cat Advanced Payload:		
– Daily totals		✓
– Custom lists		✓
– Smart weight target		✓
– E-ticket Integration		✓[2]

	Standard	Optional
ELECTRICAL SYSTEM		
Maintenance-free 1,000 CCA batteries (×2)	✓	
Centralized electrical disconnect switch	✓	
LED chassis light	✓	
Premium surround lighting package		✓
ENGINE		
Cold start block heater		✓
Automatic engine speed control	✓	
Up to 3300 m (10,830 ft) altitude capability	✓	
52° C (125° F) high-ambient cooling capacity	✓	
Hydraulic Reversing fan		✓
–18° C (0° F) cold start capability	✓	
–32° C (–25° F) cold start capability		✓
Double element air filter with integrated pre-cleaner	✓	
HYDRAULIC SYSTEM		
SmartBoom™	✓	
Boom and stick regeneration circuit	✓	
Electronic main control valve	✓	
Auto dig boost	✓	
Auto heavy lift	✓	
Hydraulic efficiency monitoring	✓	
Automatic hydraulic oil warmup	✓	
Reverse swing damping valve	✓	
Automatic swing parking brake	✓	
High performance hydraulic return filter	✓	
Two speed travel	✓	
Bio hydraulic oil capability	✓	
Combined two-way auxiliary circuit with direct return		✓
Medium-pressure auxiliary circuit		✓
Cooling circuit		✓
Quick coupler circuit for Cat Pin Grabber and CW Dedicated		✓

[1]Provides core telematics data to manage health, maintenance insights, and condition monitoring. Other plans available for more comprehensive data reporting. Consult your Cat dealer for details.

[2]VisionLink subscription required. Consult your Cat dealer for details.

(continued on next page)

Standard and Optional Equipment *(continued)*

Standard and optional equipment may vary. Consult your Cat dealer for details.

	Standard	Optional
SAFETY AND SECURITY		
Cat Command (remote control)		✓
2D E-Fence: – E-ceiling – E-floor – E-swing – E-wall – E-cab avoidance	✓	
Auto hammer stop	✓	
Caterpillar One Key security system	✓	
Lockable external tool/storage box	✓	
Lockable door, fuel, and hydraulic tank locks	✓	
Lockable fuel drain compartment	✓	
Service platform with anti-skid plate and recessed bolts	✓	
Right Hand (RH) handrail and hand hold	✓	
Standard visibility mirror package	✓	
Signaling/warning horn	✓	
Travel alarm		✓
Swing alarm		✓
Ground-level secondary engine shutoff switch	✓	
Lockable disconnect switch	✓	
Rearview and right-hand-sideview cameras	✓	
Boom lowering check valve	✓	
Stick lowering check valve	✓	
360° visibility		✓
Inspection lighting		✓
SERVICE AND MAINTENANCE		
Integrated vehicle health management system	✓	
Grouped location of engine oil and fuel filters	✓	
S·O·S℠ ports	✓	
QuickEvac™ maintenance ready		✓
Electric refueling pump with automatic shutoff	✓	

	Standard	Optional
UNDERCARRIAGE AND STRUCTURES		
HD High Wide undercarriage	✓	
Towing eye on base frame	✓	
Full-length track guiding guards		✓
Segmented track guiding guards		✓
Swivel guard	✓	
Bottom guard	✓	
Travel motor guard	✓	
Grease lubricated track	✓	
HD swing frame	✓	
HD High Wide base frame with SD rollers	✓	
7.56 mt (16,700 lb) counterweight	✓	
600 mm (24") HD triple grouser track shoes		✓
600 mm (24") double grouser track shoes		✓
700 mm (28") triple grouser track shoes		✓
850 mm (33") triple grouser track shoes		✓

Dealer Installed Kits and Attachments

Attachments may vary. Consult your Cat dealer for details.

- Lower radial wiper
- Joysticks with horizontal sliders
- Electrically controlled RH pedal
- Bluetooth® key fob
- Operator Protective Guards
- Mesh guard full front
- Rain protector for front windshield and cab light cover
- Submarine sensor protectors
- Rubber bumper
- P5A demolition glass

340 Cab Options

Cab Options

	Deluxe	Premium
Rollover Protective Structure (ROPS)	●	●
Operator Protective Guard (OPG)	○	○
High-resolution 254 mm (10") LCD touchscreen monitor	●	●
Automatic bi-level air conditioner	●	●
Jog dial and shortcut keys for monitor control	●	●
Keyless push-to-start engine control	●	●
Height-adjustable console, infinite with no tool	●	●
Heated seat with air-adjustable suspension	●	X
Heated and cooled seat with automatic adjustable suspension	X	●
51 mm (2") seat belt	●	●
Tilt-up left-side console	●	●
Bluetooth integrated radio (including USB, aux port and microphone)	●	●
12V DC outlets (×2)	●	●
Document storage	●	●
Cup and bottle holders	●	●
Openable two-piece front window	●	●
Fixed one-piece P5A laminated front window and top fixed hatch	X	X
Radial wiper with washer	●	X
Parallel wipers with washers	X	●
Intermittent roof wiper with washer	X	X
Openable polycarbonate skylight hatch	●	●
LED dome and lower interior lights	●	●
Roller front screen	●	●
Roller rear sunscreen	○	●
Rear window emergency exit	●	●
Washable floor mat	●	●
Beacon ready	●	●
Cat Stick Steer	○	○
Auxiliary circuit	○	○

● Standard

○ Optional

X Not available

The following information applies to the machine at the time of final manufacture as configured for sale in the regions covered in this document. The content of this declaration is valid as of the date issued; however, content related to machine features and specifications are subject to change without notice. For additional information, please see the machine's Operation and Maintenance Manual.

For more information on sustainability in action and our progress, please visit https://www.caterpillar.com/en/company/sustainability.

Engine

- The Cat® C9.3B engine meets U.S. EPA Tier 4 Final, EU Stage V, and Japan 2014 emission standards.
- Cat diesel engines are required to use ULSD (ultra-low sulfur diesel fuel with 15 ppm of sulfur or less) and are compatible* with ULSD blended with the following lower-carbon intensity fuels** up to:
  - ✓ 20% biodiesel FAME (fatty acid methyl ester) ***
  - ✓ 100% renewable diesel, HVO (hydrotreated vegetable oil) and GTL (gas-to-liquid) fuels

  Refer to guidelines for successful application. Please consult your Cat dealer or "Caterpillar Machine Fluids Recommendations" (SEBU6250) for details.

  **While Cat engines are compatible with these alternative fuels, some regions may not allow their use.*

  *** Tailpipe greenhouse gas emissions from lower-carbon intensity fuels are essentially the same as traditional fuels.*

  **** Engines with no aftertreatment devices are compatible with higher blends, up to 100% biodiesel (for use of blends higher than 20% biodiesel, consult your Cat dealer).*

Air Conditioning System

- The air conditioning system on this machine contains the fluorinated greenhouse gas refrigerant R134a or R1234yf. See the label or instruction manual for identification of the gas.
  - If equipped with R134a (Global Warming Potential = 1430), the system contains 1.000 kg (2.205 lb.) of refrigerant, which has a CO_2 equivalent of 1.430 metric tonnes (1.576 tons).
  - If equipped with R1234yf (Global Warming Potential = 0.501), the system contains 0.790 kg (1.742 lb.) of refrigerant, which has a CO_2 equivalent of 0.001 metric tonnes (0.001 tons).

Paint

- Based on best available knowledge, the maximum allowable concentration, measured in parts per million (PPM), of the following heavy metals in paint are:
  - Barium < 0.01%
  - Cadmium < 0.01%
  - Chromium < 0.01%
  - Lead < 0.01%

Sound Performance

ISO 6395:2008 (external) – 106 dB(A)

ISO 6396:2008 (inside cab) – 73 dB(A)

- External Sound – The labeled spectator sound power level represents the Guaranteed Value per 2000/14/EC, when properly equipped, and is measured according to the test procedures and conditions specified in ISO 6395:2008. The measurements were conducted at 70% of the maximum engine cooling fan speed.

- Internal Sound – The operator sound pressure level is measured according to the test procedures and conditions specified in ISO 6396:2008 for a cab offered by Caterpillar, when properly installed and maintained and tested with the door and windows closed. The measurements were conducted at 70% of the maximum engine cooling fan speed.

- Hearing protection may be needed when operating with an open operator station and cab (when not properly maintained for doors/windows open) for extended periods or in noisy environment(s).

Oils and Fluids

- Caterpillar factory fills with ethylene glycol coolants. Cat Diesel Engine Antifreeze/Coolant (DEAC) and Cat Extended Life Coolant (ELC) can be recycled. Consult your Cat dealer for more information.
- Cat Bio HYDO™ Advanced is an EU Ecolabel approved biodegradable hydraulic oil.
- Additional fluids are likely to be present, please consult the Operations and Maintenance Manual or the Application and Installation guide for complete fluid recommendations and maintenance intervals.

Features and Technology

- The following features and technology may contribute to fuel savings and/or carbon reduction. Features may vary. Consult your Cat dealer for details.
  - Smart mode matches machine power to digging requirements automatically
  - Eco mode helps minimize fuel consumption for light applications
  - One-touch low idle with automatic engine speed control
  - Increase operating efficiency with standard Cat technologies that help lower operator fatigue and operating costs.
  - Extended service intervals help decrease maintenance costs

For more complete information on Cat products, dealer services, and industry solutions, visit us on the web at **www.cat.com**

© 2025 Caterpillar
All rights reserved

Materials and specifications are subject to change without notice. Featured machines in photos may include additional equipment. See your Cat dealer for available options.

CAT, CATERPILLAR, LET'S DO THE WORK, VisionLink, their respective logos, "Caterpillar Corporate Yellow," the "Power Edge" and Cat "Modern Hex" trade dress as well as corporate and product identity used herein, are trademarks of Caterpillar and may not be used without permission.

AEXQ4088-01 (12-2025)
Replaces: AEXQ4088-00
Build Number: 08D
(Europe)