

# 315

## HYDRAULIC EXCAVATOR



---

**Net Power – ISO 9249**  
**Operating Weight**  
**Maximum Digging Depth**

**80.9 kW (108 hp)**  
**15 400 kg (34,000 lb)**  
**5990 mm (19.7 ft)**



# 315

## HYDRAULIC EXCAVATOR

The Cat® 315 excavator offers excellent performance in a compact design. Standard, easy-to-use Cat technologies boost operator efficiencies and improve jobsite productivity while a large, ergonomic cab provides a comfortable working environment. Combined with simplified maintenance points, the 315 keeps you working, quickly and efficiently.



### HIGH PERFORMANCE

A Cat C3.6 engine, powerful hydraulics, and increased swing torque give you the power to move material with speed and precision.

### ENHANCED COMFORT

Large cab provides the space and visibility you need to keep you working comfortably and safely all day long.

### MORE OPERATOR EFFICIENCY

Offering world-class standard factory-equipped technology, including Cat Grade with 2D, Grade with Assist, and Payload.

# LATEST FEATURES



## Machine Setup Simplification

- At the touch of fingertips and navigating user-friendly icons, the latest operator oriented User Interface (UI) maximizes uptime and gets crews to work without delay. From re-ordering work tool lists to creating new work tool combinations as needed, operators can quickly set up machines and easily access information.
- The interface allows operators to maintain accuracy and makes the most of every second of their shift. Adding the ability to input couplers and attachments into the system makes setting up work tool combinations highly efficient by significantly reducing calibration time. It also eliminates the need to measure up again when changing Cat work tool attachments and makes it manageable for a single person to check and adjust for bucket wear.

## Cat® Grade 3D Ready

- The Cat Grade 3D Ready option includes all the hardware required for the Grade with 3D system, installed and tested from the factory. This option provides an easier upgrade path for customers who want to add Grade with 3D after their initial purchase. To activate, contact your Cat dealer to purchase the required 3D software licenses. Licenses can be installed remotely or manually loaded onto the machine.

## Cat Payload and Advanced Payload\*

- Cat Payload provides operators with on-the-go weighing to help them hit load targets and avoid overloading, underloading, or misloading materials. Advanced Payload is a system upgrade that offers expanded features and capabilities, including custom tags, daily totals, and electronic ticketing. Combine Payload with VisionLink® Productivity\*\* to analyze jobsites and individual assets for remote management of production targets and key metrics.

\*Payload technologies are not legal for trade.

\*\*VisionLink subscription required.

Not all features are available in all regions. Please check with your local Cat dealer for specific offering availability in your area. Build Number: 07H

# HIGH PERFORMANCE AND PRODUCTIVITY



- Increased productivity compared to the 315F.
- Work confidently in space-restricted areas. Dig, swing, and dump within a working space of 3.96 m (12 ft 11 in).
- Easily work on slopes and move around your jobsite with excellent swing torque and drawbar pull.
- The advanced hydraulic system provides the optimum balance of power and efficiency while giving you the control you need for precise digging requirements.
- Smart mode meets your power needs by automatically matching engine and hydraulic power to digging conditions.
- Get higher production in demanding applications, easier penetration into piles, and faster cycle times with Cat Advansys™ bucket tips. Quickly change tips with a simple lug wrench instead of a hammer or special tool, improving safety and uptime.
- Auxiliary hydraulic options give you the versatility to use a wide range of Cat attachments.
- The Cat C3.6 engine meets U.S. EPA Tier 4 Final, EU Stage V, and Japan 2014 emission standards.
- Don't let the temperature stop you from working. The 315 has a standard high-ambient temperature capability of 52° C (125° F) without de-rate and cold-start capability of -25° C (-13° F).

# BOOST EFFICIENCY AND PRODUCTIVITY WITH CAT® TECHNOLOGIES




- The latest operator oriented User Interface (UI) has been designed to maximize uptime by allowing operators to easily reorder work tool lists and quickly create new work tool combinations. It also eliminates the need to measure up again when changing Cat work tool attachments and makes it manageable for a single person to check and adjust for bucket wear.
- Leverage standard Cat Grade with 2D system with indicate-only and laser capability to help boost productivity.
- The Cat Grade 3D Ready option includes all the hardware required for the Grade with 3D system, installed and tested from the factory. Activation requires the purchase of additional 3D software licenses.
- Want a 3D system to improve your digging results? Caterpillar's single antenna global navigation satellite system (GNSS) makes it easy by giving you visual and auditory guidance to grade. Plus, you can create and edit designs on the touchscreen monitor while you're on the job. If your application calls for a dual antenna system, it's easy to upgrade.
- Upgrade to our dual antenna GNSS for maximum grading efficiency. The system lets you create and edit designs on the touchscreen monitor while you're on the job, or you can have the plan design sent to the excavator to make your work easier. Plus, you get added benefits of avoidance zones, cut and fill mapping, lane guidance, and augmented reality along with advanced positioning capability.
- All Cat Grade systems are compatible with radios and base stations from Trimble, Topcon, and Leica.
- Standard Grade Assist helps you stay on grade – simply and effortlessly – with single-lever digging.
- Keep the tracks on ground in lifting and hard digging with Boom Assist.
- Set your desired bucket angle and let Bucket Assist automatically maintain the angle in sloping, leveling, fine grading, and trenching applications.
- Automatically stop excavator swing at operator-defined set points in truck loading and trenching applications with Swing Assist, which will help you use less effort and consume less fuel.
- Cat Payload helps you achieve precise load targets to improve your operating efficiency. Pick up a load of material – with a bucket and thumb combination or grapple and clamshell attachments – and get a real-time weight estimate without swinging.\*
- Advanced Payload is a system upgrade that offers expanded features and capabilities, including custom tags, daily totals, and electronic ticketing (E-Tickets).\*
- Combine Payload with VisionLink and remotely manage your production targets.
- Optional Operator Coaching is an in-cab system that recognizes specific opportunities for operators to be more productive and prevent unnecessary machine wear and tear.

\*Advanced Payload requires an additional software license (SEA). E-Ticket functionality requires a subscription to VisionLink® Productivity.

# TAKE THE GUESSWORK OUT OF MANAGING YOUR EQUIPMENT

- VisionLink provides actionable data insights for all assets – regardless of fleet size or equipment manufacturer.\* Review equipment data from your desktop or mobile device to maximize uptime and optimize assets. Dashboards provide information such as hours, miles, location, idle time, and fuel utilization. Make informed decisions that lower costs, simplify maintenance, and improve safety and security on your jobsite.
- VisionLink Productivity gathers and summarizes machine telematics and jobsite data from all your equipment – regardless of the manufacturer.\* View actionable information such as idle time, fuel burn, location, payload, load counts, total cycles, and more to improve machine efficiency, productivity, and utilization. Access data anywhere via a mobile, tablet, or desktop device – on or off the jobsite.
- Cat Inspect is a mobile application that allows you to easily perform digital preventative maintenance (PM) checks, inspections, and daily walkarounds. Inspections can easily be integrated with other Cat data systems like VisionLink so you can keep a close eye on your fleet.
- Cat Remote Troubleshoot is a mobile application that allows your Cat dealer to perform diagnostic testing on your connected machine remotely to help ensure that issues are resolved quickly and with less downtime.
- Cat Remote Flash is a mobile application that allows you to update onboard software without a technician being present, allowing you to initiate software updates when convenient, increasing your overall operating efficiency.
- The Cat PL161 attachment locator allows you to track attachments across all worksites, reduce the number of lost attachments, and plan for attachment maintenance and replacement. The work tool recognition feature\*\* automatically adjusts machine settings based on the selected tool.

\*Data field availability can vary by equipment manufacturer.  
\*\*Recognition feature available on select excavator models. Consult your Cat dealer for details.



# WORK IN COMFORT



- Increase operator productivity with a large cab. Comfort, Deluxe, and Premium cab options vary by region.
- The Comfort cab is equipped with a mechanical suspension seat. The Deluxe seat is heated and air adjustable while the Premium seat is heated and cooled and adjusts automatically.
- Get in and out of the cab easier using the tip-up left console available in the deluxe and premium cabs.
- Advanced viscous mounts reduce cab vibration.
- Control the excavator comfortably with easy-to-reach controls all located in front of you.
- Stow your gear with plenty of in-cab storage beneath and behind the seat, overhead, and in the consoles. A cup holder, document holder, and coat hook are also provided.
- Use the standard radio's USB ports and Bluetooth® technology to connect personal devices and make hands-free calls.

# SIMPLE TO OPERATE

- Continuously improved user interface allows for intuitive navigation, minimizing performance interruption with the easy-to-use touchscreen menu.
- Use the in-monitor QR code to learn about machine and technology features through a full suite of how-to videos.
- Start the engine with the push of a button, a Bluetooth key fob, or the unique Operator ID function.
- Program your preferred power mode and joystick settings using your operator ID. The excavator will automatically remember your selections.
- Navigate intuitively on the standard high-resolution touchscreen monitor with an easy-to-use menu, minimizing performance interruption.
- User interface has more efficient operation with reduced number of required touchscreen interactions. Identify apps quickly with a grid list view, abbreviated app names, and categorized menu options.
- The Cat PL161 attachment locator allows you to track attachments across all worksites, reduce the number of lost attachments, and plan for attachment maintenance and replacement.
- Save time and energy with work tool recognition. A simple shake of the attached tool confirms its identity ensuring all attachment settings are correct, so you can get to work quickly and efficiently.
- Not sure how a function works or how to maintain your machine? Simply access the operator's manual through the touchscreen monitor.
- Make moving the excavator much easier with Cat Stick Steer. Simply push a button and use one hand to travel and turn instead of both hands or feet on levers or pedals.
- Make operating easier with the touch of a joystick button. Additional auxiliary relays allow you to power on or turn off a CB radio, beacon light, and even a dust suppression watering system without taking your hands off the joysticks.
- Tiltrotator attachments – ours or other brands – work seamlessly with Cat 2D Grade, Assist, Payload, and E-Fence. With no additional hardware required, all you have to do is simply select "Third Party Tiltrotator System Installation" in the monitor, do the calibration, and get to work.





# LOW MAINTENANCE COSTS



- Do more work with extended and more synchronized maintenance intervals. The Cat 315 can reduce your cost and service time compared to our previous series.
- Quickly check and service your machine with all daily maintenance points accessible from ground level.
- Check the engine oil level quickly and safely from the ground. Fill and check engine oil on top of the machine with a conveniently located second dipstick.
- Track your machine's filter life and maintenance intervals on the in-cab monitor.
- The latest hydraulic oil filter provides improved filtration performance, anti-drain valves to keep oil clean when the filter is replaced, and longer life with a 3,000-hour replacement interval.
- Boost productivity with proactive service reminders. The Integrated Vehicle Health Management system alerts the operator with step-by-step service guidance along with parts needed so you don't experience any unnecessary downtime.
- Scheduled Oil Sampling (S-O-S<sup>SM</sup>) ports are located at ground level, simplifying maintenance and allowing for quick, easy extraction of fluid samples for analysis.

# SAFETY



- Access all daily maintenance points from ground level – no need for you to climb on top of the machine.
- The standard rollover protective structure (ROPS) cab meets ISO 12117-2:2008 requirements.
- Small cab pillars, large windows, and a wide skylight hatch provide great vertical visibility.
- The standard hydraulic lockout lever isolates all hydraulic and travel functions in the lowered position.
- A ground-level shut-off switch stops all fuel to the engine and shuts down the machine when activated.
- A rearview and right-side-view camera are standard. Upgrade to 360° visibility to easily see objects and personnel around the excavator in a single view.
- Cat Detect – People Detection helps protect the most valuable asset on any jobsite – people. The system uses smart cameras with depth sensors to provide the operator with visual and auditory alerts so he or she can take immediate action when a person is too close to the excavator.\*
- The service platform design provides easy, safe, and quick access to the upper service platform. Prevent slipping with the anti-skid punch plate on the platform steps.
- Optional boom and stick lowering check valves prevent reverse flow, keeping your front linkage securely in place should the hydraulic system unexpectedly lose power.
- Brightly colored seatbelts allow easy recognition of properly utilized safety restraints.
- Enhance jobsite safety by adding Cat Command to your fleet. The remote control system comes with everything you need like WiFi radio, cameras, and microphone so you can work outside of the cab and avoid potential hazards.
- 2D E-Fence prevents the excavator from moving outside of operator-defined set points; the system works with thumb and bucket combinations along with hammer, grapple, and clamshell attachments.
- Add optional inspection lighting to illuminate the engine, pump, battery, and cooling compartments, making service work more accessible.
- Enhance jobsite safety. Add a swing alarm to alert people when you're rotating from trench to stockpile and back again.

\*The system may not detect personnel in certain circumstances, such as fast swing speeds, people lying down or crouching, or when cameras are impaired by low light conditions (dusk, dawn, overcast), inclement weather (snow, rain, fog), or other similar conditions. For limitations of use, refer to the operation and maintenance manual.

- The Cat C3.6 engine meets U.S. EPA Tier 4 Final, EU Stage V, and Japan 2014 emission standards.
- The 315 emits lower CO<sub>2</sub> emissions compared to the 315F.
- Cat diesel engines are required to use ULSD (ultra-low sulfur diesel fuel with 15 ppm of sulfur or less) or ULSD blended with the following lower-carbon intensity fuels\*\* up to: 20% biodiesel FAME (fatty acid methyl ester)\* or 100% renewable diesel, HVO (hydrotreated vegetable oil) and GTL (gas-to-liquid) fuels. Refer to guidelines for successful application. Please consult your Cat dealer or “Caterpillar Machine Fluids Recommendations” (SEBU6250) for details.
- Cat Grade technologies combine advanced guidance with optional automated machine control helping you reach grading targets while reducing fuel burn and greenhouse gas emissions by improving efficiency, jobsite productivity, and accuracy.
- Auto Engine Speed Control reduces unnecessary fuel burn and greenhouse gas emissions by allowing the engine to automatically go into idle mode when the machine is not working.
- Cat Payload for excavators provides on-the-go material weighing, which helps reduce fuel burn by improving loading efficiency, increasing jobsite productivity, and eliminating trips to the scale.
- Cat 2D E-fence keeps the front linkage within a predefined work area to avoid hazards such as traffic – not only helping keep personnel safe, but also helping you avoid repairs, downtime, and costly jobsite fines.
- Extended maintenance intervals not only reduce downtime, but also decrease the amount of fluid and filters that are replaced over the life of the machine.
- Cat VisionLink displays the CO<sub>2</sub> emissions for monitored assets, calculated by fuel type for the Runtime Fuel Burned each day in a selected date range.
- Cat Remote Flash minimizes downtime and maintenance time while keeping your asset running with maximum efficiency. Alerts for machine updates are sent virtually from your Cat dealer and updates can be deployed without a dealer technician needing to be on site.
- Cat Remote Troubleshoot decreases maintenance time and keeps your machine running with maximum efficiency by allowing your Cat dealer to virtually test the machine while working. Once a problem is identified, a technician can fix it the first time, saving time and money.

\*Engines with no aftertreatment devices can use higher blends, up to 100% biodiesel.  
\*\*Tailpipe greenhouse gas emissions from lower-carbon intensity fuels are essentially the same as traditional fuels.



# MORE THAN MACHINES

BUILT AROUND YOUR SUCCESS

When you buy Cat equipment, you get so much more than the machine. You also get the support of a world-class dealer network, backed by a range of flexible solutions, technology, tools, and more.



## CUSTOMER VALUE AGREEMENTS

A Customer Value Agreement (CVA) from your Cat dealer helps you do more and worry less. A CVA simplifies machine ownership and maintenance, adds the security of expert dealer support, and gives you the peace of mind from effective equipment health management.

## GENUINE CAT® PARTS

Genuine Cat parts deliver the highest level of reliability and productivity. Order direct from your Cat dealer or shop online at [parts.cat.com](http://parts.cat.com).

## REPAIR OPTIONS

A broad range of repair options gives you choices that work with your needs, budget, and timeline. Every repair is performed by expert Cat technicians. You'll receive smart repair advice, a timely, accurate quote, and service that gets your machine back into action quickly.

## FINANCIAL SERVICES

Count on Cat Financial to provide the best finance and extended protection solutions for your business. For more than 30 years, we have helped our customers succeed through financial service excellence.



DOZERS



SKID STEERS



MATERIAL HANDLERS



EXCAVATORS



WHEEL LOADERS



TRACK LOADERS

INCREASE YOUR PRODUCTIVITY AND PROFIT

# WITH CAT ATTACHMENTS

Easily expand the performance of your machine by using any of the variety of Cat attachments. Each Cat attachment is designed to fit the weight and horsepower of Cat excavators for improved performance, safety, and stability.

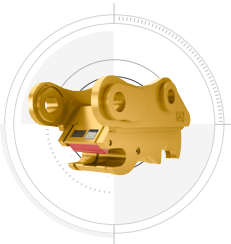
## GRAPPLES



## BUCKETS



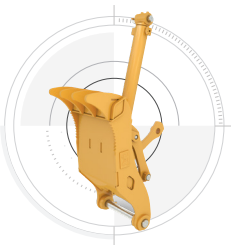
## COUPLERS



## TILTROTATOR



## THUMBS



## HYDRAULIC HAMMERS



## ATTACHMENT TRACKING MADE EASY

The Cat PL161 attachment locator is a Bluetooth device designed to let users know where their attachments are across all worksites, reduce the number of lost attachments, and plan for attachment maintenance and replacement.

Save more time and energy with the available work tool recognition feature. A simple shake of the attached tool confirms its identity; it also ensures all the attachment settings are correct, so you can get to work quickly and efficiently.

## DO HARD-TO-REACH WORK

With 360° rotation and 40° side-to-side tilting action, a Cat tiltrotator will help you get complex work done faster. A new system upgrade from the factory allows the tool to work with Cat 2D Grade, Assist, Payload, and E-Fence. It includes factory-fit joysticks, but uses the standard cab monitor to display the tool and engage its SecureLock™ so you don't need to spend money on an extra monitor. It also works seamlessly with other brands with no additional hardware required. All you have to do is simply select "Third Party Tiltrotator System Installation" in the monitor, do the calibration, and get to work.

## PREVENT HAMMER WEAR AND TEAR

Protect your hammer tool from overheating and rapid wear. Auto hammer stop warns you after 15 seconds of continuous firing and then automatically shuts it off after 30 seconds – all to extend the tool's service life.

# TECHNICAL SPECIFICATIONS

## Engine

Net Power – ISO 9249	80.9 kW	108 hp
Net Power – ISO 9249 (DIN)	110 hp (metric)	
Engine Model	Cat® C3.6	
Engine Power – ISO 14396	82 kW	110 hp
Engine Power – ISO 14396 (DIN)	111 hp (metric)	
Bore	98 mm	4 in
Stroke	120 mm	5 in
Displacement	3.6 L	220 in³
Biodiesel Capability	Up to B20 <sup>1</sup>	
Emissions	Meets U.S. EPA Tier 4 Final, EU Stage V, Japan 2014 emission standards.	

Net power advertised is the power available at the flywheel when the engine is equipped with fan, air intake system, exhaust system and alternator with engine speed at 2,400 rpm. Advertised power is tested per the specified standard in effect at the time of manufacture.

<sup>1</sup>Cat diesel engines are required to use ULSD (ultra-low sulfur diesel fuel with 15 ppm of sulfur or less) or ULSD blended with the following lower-carbon intensity fuels\*\* up to: 20% biodiesel FAME (fatty acid methyl ester)\* or 100% renewable diesel, HVO (hydro-treated vegetable oil) and GTL (gas-to-liquid) fuels. Refer to guidelines for successful application. Please consult your Cat dealer or “Caterpillar Machine Fluids Recommendations” (SEBU6250) for details.

\*Engines with no aftertreatment devices can use higher blends, up to 100% biodiesel (for use of blends higher than 20% biodiesel, consult your Cat dealer).

\*\*Tailpipe greenhouse gas emissions from lower-carbon intensity fuels are essentially the same as traditional fuels.

## Hydraulic System

Main System – Maximum Flow	276 L/min (73 gal/min)	
Maximum Pressure – Equipment	35 000 kPa	5,075 psi
Maximum Pressure – Travel	35 000 kPa	5,075 psi
Maximum Pressure – Swing	26 000 kPa	3,770 psi

## Swing Mechanism

Swing Speed*	12 r/min	
Maximum Swing Torque	35 kN-m	25,815 lbf-ft

\*For CE-marked machine default value may be set lower.

## Weights

Operating Weight	15 400 kg	34,000 lb
------------------	-----------	-----------

## Service Refill Capacities

Fuel Tank Capacity	187 L	49 gal
Cooling System	15 L	4 gal
Engine Oil	8 L	2 gal
Final Drive – Each	3 L	1 gal
Hydraulic System – Including Tank	85 L	22.5 gal
Hydraulic Tank	72 L	19 gal
Diesel Exhaust Fluid (DEF)	21 L	6 gal

## Dimensions

Boom	Reach 4.65 m (15'3")	
Stick	Reach R3.0 m (9'10")	
Bucket	GD 0.53 m³ (0.69 yd³)	
Shipping Height – Top of Cab	2810 mm	9.3 ft
Handrail Height	2860 mm	9.4 ft
Shipping Length	7440 mm	24.4 ft
Shipping Length – with Blade	8010 mm	26.3 ft
Tail Swing Radius	1570 mm	5.2 ft
Counterweight Clearance	880 mm	2.9 ft
Ground Clearance	440 mm	1.4 ft
Track Length	3750 mm	12.3 ft
Length to Center of Rollers	3040 mm	10.0 ft
Track Gauge	1990 mm	6.5 ft
Transport Width – with 500 mm (20") Shoes	2490 mm	8.2 ft

## Working Ranges & Forces

Boom	Reach 4.65 m (15'3")	
Stick	Reach R3.0 m (9'10")	
Bucket	GD 0.53 m³ (0.69 yd³)	
Maximum Digging Depth	5990 mm	19.7 ft
Maximum Reach at Ground Level	8690 mm	28.5 ft
Maximum Cutting Height	9690 mm	31.8 ft
Maximum Loading Height	7220 mm	23.7 ft
Minimum Loading Height	2080 mm	6.8 ft
Maximum Depth Cut for 2440 mm (8 ft) Level Bottom	5810 mm	19.1 ft
Maximum Vertical Wall Digging Depth	5180 mm	17.0 ft
Minimum Working Equipment Radius	2240 mm	7.3 ft
Bucket Digging Force – ISO	98.67 kN	22,180 lbf
Stick Digging Force – ISO	59.29 kN	13,330 lbf

## Air Conditioning System

The air conditioning system on this machine contains the fluorinated greenhouse gas refrigerant R134a (Global Warming Potential = 1430). The system contains 0.8 hg of refrigerant which has a CO<sub>2</sub> equivalent of 1.144 metric tonnes.

## Sustainability

Recyclability	95%
---------------	-----

# STANDARD & OPTIONAL EQUIPMENT

NOTE: Standard and optional equipment may vary. Consult your Cat dealer for details.

	Standard	Optional		Standard	Optional
<b>BOOM AND STICKS</b>			<b>ELECTRICAL SYSTEM</b>		
4.65 m (15'3") Reach boom		✓	Maintenance-free battery	✓	
2.4 m (7'8") stub + 2.44 (8'0") fore Angle boom		✓	LED chassis light, left-side/right-side boom lights, cab lights	✓	
4.27 m (14'4) Power Offset boom		✓	Programmable time-delay LED working lights	✓	
2.2 m (7'3") Reach stick		✓	360° lighting		✓
2.5 m (8'2") Reach stick		✓	<b>ENGINE</b>		
2.8 m (9'2") Reach stick		✓	Cat C3.6 single turbo diesel engine	✓	
2.8 m (9'2") Thumb Ready stick		✓	One-touch low idle with auto engine speed control	✓	
3.0 m (9'10") Reach stick		✓	Auto engine shutdown	✓	
<b>UNDERCARRIAGE AND STRUCTURES</b>			52°C (125°F) high-ambient cooling capacity without de-rate	✓	
Grease-lubricated track link	✓		-25°C (-13°F) cold start capability	✓	
Tie-down points on base frame	✓		Electric fuel priming pump	✓	
3830 kg (8,440 lb) counterweight	✓		Variable speed fan	✓	
500 mm (20") triple grouser shoes		✓	Single fuel filtration system	✓	
500 mm (20") rubber track shoes		✓	Double element air filter with integrated pre-cleaner	✓	
500 mm (20") triple grouser track shoes with rubber pad		✓	<b>SERVICE AND MAINTENANCE</b>		
600 mm (24 in) triple grouser shoes		✓	Grouped engine oil and fuel filters	✓	
600 mm (24 in) rubber track shoes		✓	Ground-level engine oil dipstick	✓	
700 mm (28 in) triple grouser shoes		✓	Sampling ports for Scheduled Oil Sampling (S-O-S)	✓	
2500 mm (8'2") blade		✓	Integrated vehicle health management	✓	
2600 mm (8'6") blade		✓	<b>HYDRAULIC SYSTEM</b>		
2700 mm (8'10") blade		✓	Boom and stick regeneration circuit	✓	
<b>CAB</b>			Auto hydraulic warm up	✓	
Rollover protective structure (ROPS)	✓		Auto two-speed travel	✓	
Air suspension heated seat, 254 mm (10") touchscreen monitor	✓		Electric main control valve	✓	
Operator Protective Guards (OPG)		✓	Boom and stick drift reduction valve	✓	
Cat Stick Steer		✓	Electric boom snubber	✓	
Auxiliary relay		✓	Boom and stick lowering check valves		✓
<b>CAT TECHNOLOGIES</b>			<b>SAFETY AND SECURITY</b>		
VisionLink	✓		Rear and right-side-view cameras	✓	
Cat Remote Flash	✓		Ground-level engine shutoff switch	✓	
Cat Remote Troubleshoot	✓		Service platform with anti-skid plate and countersunk bolts	✓	
Work tool recognition and tracking (PL161)	✓		Signaling/warning horn	✓	
Cat Grade with 2D	✓		2D E-Fence	✓	
Cat Assist	✓		Cat Detect – People Detection		✓
Cat Payload	✓		Cat Command remote control		✓
VisionLink Productivity		✓	360° visibility [only for use with 254 mm (10") monitor]		✓
Operator Coaching		✓	Swing alarm		✓
Cat Grade with 2D with Attachment Ready Option (ARO)		✓	Inspection lighting		✓
Cat Grade with 3D (single or dual GNSS)		✓			
Cat Grade 3D Ready		✓			
Cat Advanced Payload		✓			

For more complete information on Cat products, dealer services and industry solutions, visit us on the web at [www.cat.com](http://www.cat.com).

© 2024 Caterpillar. All Rights Reserved.

VisionLink is a trademark of Caterpillar Inc., registered in the United States and in other countries.

Materials and specifications are subject to change without notice. Featured machines in photos may include additional equipment. See your Cat dealer for available options.

CAT, CATERPILLAR, LET'S DO THE WORK, their respective logos, SmartBoom, S·O·S, Product Link, "Caterpillar Corporate Yellow," the "Power Edge" and Cat "Modern Hex" trade dress as well as corporate and product identity used herein, are trademarks of Caterpillar and may not be used without permission.  
[www.cat.com](http://www.cat.com) [www.caterpillar.com](http://www.caterpillar.com)

AEXQ4367-00 (12-2024)  
Build Number: 07H  
(N Am, Europe, Aus-NZ)

