

350

HYDRAULIC EXCAVATOR



Net Power – ISO 9249
Operating Weight
Maximum Digging Depth

309 kW (414 hp)
47 600 kg (104,900 lb)
7690 mm (25.3 ft)



350

RELIABLE. EFFICIENT. PRODUCTIVE.

The Cat® 350 is known for its premier productivity, low owning and operating costs, and easy-to-use Cat technology. With a bucket capacity of up to 3.2 m³ (4.2 yd³) and outstanding digging force and swing torque, the 350 can move tons of material for top production. The cab features large windows at the front, sides, and rear, giving excellent visibility in all directions from the operator's seat. Narrow front cab pillars allow a wider field of view to the front. The 350 will help you get tons of work done on grade and on time.

Availability may vary by region, consult your Cat dealer for more details.



LEGENDARY QUALITY AND RELIABILITY

Expect more uptime with the 350's proven undercarriage, HD booms and sticks, and SD buckets. With its powerful digging force, swing torque, and large bucket capacity, it gets work done.

BUILT FOR THE OPERATOR

Sites where excavators typically work are rugged and challenging. The 350 cab helps protect you from fatigue, stresses, sounds, and temperatures of the job.

COMPLETE JOBS WITH CONFIDENCE

Activate the operator-friendly optional Operator Coaching to help you stay at the top of your game by identifying areas to increase skill and efficiency while improving jobsite productivity.

LATEST FEATURES



Machine Setup Simplification

- At the touch of fingertips and navigating user-friendly icons, the latest operator oriented User Interface (UI) maximizes uptime and gets crews to work without delay. From re-ordering work tool lists to creating new work tool combinations as needed, operators can quickly set up machines and easily access information.
- The interface allows operators to maintain accuracy and makes the most of every second of their shift. Adding the ability to input couplers and attachments into the system makes setting up work tool combinations highly efficient by significantly reducing calibration time. It also eliminates the need to measure up again when changing Cat work tool attachments and makes it manageable for a single person to check and adjust for bucket wear.

Cat Grade 3D Ready

- The Cat Grade 3D Ready option includes all the hardware required for the Grade with 3D system, installed and tested from the factory. This option provides an easier upgrade path for customers who want to add Grade with 3D after their initial purchase. To activate, contact your Cat dealer to purchase the required 3D software licenses. Licenses can be installed remotely or manually loaded onto the machine.

Cat Payload and Advanced Payload

- Cat Payload provides operators with on-the-go weighing to help them hit load targets and avoid overloading, underloading, or misloading materials. Advanced Payload is a system upgrade that offers expanded features and capabilities, including custom tags, daily totals, and electronic ticketing. Combine Payload with VisionLink® Productivity* to analyze jobsites and individual assets for remote management of production targets and key metrics.

* VisionLink® subscription required.

Availability may vary by region, consult your Cat dealer for more details.
Build Number: 06D

PERFORMANCE POWERHOUSE

- Work up to 4500 m (14,764 ft) above sea level without derating.
- Powerful digging force and strong swing torque enable the use of large buckets up to 3.2 m³ (4.2 yd³) for class-leading productivity.
- Powerful swing torque easily handles changes in momentum, uneven terrain, and consistent high-impact connections, helping operators make their work swift and precise.
- Did you know baffle plates help increase an excavator's strength-to-weight ratio? That is why Caterpillar incorporates the plates in high-stress areas like the boom, stick, and frame. Reinforcing the machine without adding significantly more weight also helps provide years of reliable performance, even in the harshest environments.
- The cylinder rods are reinforced with additional wear rings to help reduce oil leaks. The car body has thick baffle plates for a long service life. The thick track link has large bolt joints to help maintain bolt retention. Track rollers have a large shaft diameter to help prevent bending and oil leaks while increasing the 350's loading capacity, which means more reliable production for you.
- Grease sealed between track pins and bushings reduces travel noise and prevents debris from entering to increase undercarriage life.
- The center track guiding guard helps align the excavator track when traveling and working on slopes.
- The sloped track frame prevents mud and debris accumulation, helping reduce the risk of track damage.
- Auxiliary hydraulic options allow you to use a wide range of Cat attachments.
- Advansys™ bucket tips increase penetration and improve cycle times. Tip changes can be done quickly with a simple lug wrench instead of a hammer or special tool, improving safety and uptime.
- Match the excavator to the job with three operating modes: Power, Smart, and ECO.
- Smart mode automatically adjusts power for the highest fuel efficiency – less power for tasks such as swinging and more power for digging.
- Enhanced heavy lift mode increases system pressure to help you easily pick and place heavy material.
- Auto warm-up speeds up hydraulic oil warming in cold temperatures and helps prolong the life of components.
- Don't let the temperature stop you from working. This excavator has a high-ambient capability of 52° C (125° F) and a standard cold start capability of -18° C (-0.4° F).
- The Cat® C7.1 TTA engine meets Brazil MAR-1 emission standards, equivalent to U.S. EPA Tier 3 and EU Stage IIIA.



EXCEPTIONAL EFFICIENCY THROUGH TECHNOLOGY

- The latest operator oriented User Interface (UI) has been designed to maximize uptime by allowing operators to easily reorder work tool lists and quickly create new work tool combinations. It also eliminates the need to measure up again when changing Cat work tool attachments and makes it manageable for a single person to check and adjust for bucket wear.
- Cat Lift Assist helps avoid machine tipping. With visual and auditory alerts, operators will know if their load is within the excavator's safe working range limits.
- Cat 2D E-Fence restricts the front linkage from moving beyond operator-defined preset boundaries for the ceiling, floor, wall, swing, and cab. It helps operators avoid jobsite hazards such as traffic, keeps personnel safe, and helps you save on costly repairs, equipment downtime, and potential jobsite fines.
- Cat Detect – People Detection for excavators is an intelligent vision camera system that can alert an operator when someone enters a machine's hazard zone.*
- Cat Grade with Assist helps operators stay on grade simply and effortlessly with semi-autonomous digging. It automates boom, stick, and bucket movements to deliver more accurate cuts with less effort.
- Cat Grade with 2D for excavators is an indicate system that helps operators reach grade faster.* Select your target depth and slope and watch the Grade with 2D system use on-board processors and sensors to provide real-time guidance on the distance to grade.
- Cat Grade with 3D for excavators helps operators grade more quickly, accurately, and efficiently, improving productivity.* It incorporates GNSS technology and RTK positioning guidance to streamline the grading process for complex designs commonly encountered on large infrastructure and commercial projects. This system allows operators to work confidently, eliminating guesswork while cutting and filling to precise specifications.
- The Cat Grade 3D Ready option includes all the hardware required for the Grade with 3D system, installed and tested from the factory. Activation requires the purchase of additional 3D software licenses, contact your Cat dealer for details.
- Upgrade to our dual antenna GNSS for maximum grading efficiency. The system lets you create and edit designs on the touchscreen monitor while you're on the job, or you can have the plan design sent to the excavator to make your work easier. Plus, you get added benefits of avoidance zones, cut and fill mapping, lane guidance, and augmented reality along with advanced positioning capability.
- All Cat Grade systems are compatible with radios and base stations from Trimble, Topcon, and Leica. Already invested in a grade infrastructure? You can install grade systems from Trimble, Topcon, and Leica onto the machine.
- Cat Payload provides operators with on-the-go weighing to help them hit load targets and avoid overloading, underloading, or misloading materials. Advanced Payload is a system upgrade that offers expanded features and capabilities, including custom tags, daily totals, and electronic ticketing. Combine Payload with VisionLink Productivity** to analyze jobsites and individual assets for remote management of production targets and key metrics.
- Cat Operator Coaching allows operators of all experience levels to take their efficiency and productivity to the next level. With tips and data at their fingertips, operators can track and improve their productivity through everyday work on the jobsite. Gain data-based insights towards operators and operations when you pair Operator Coaching with VisionLink Productivity.** There are two coaching tip categories:
 - Operational Efficiency Tips: Help operators stay at the top of their game by identifying areas to increase skill and efficiency, such as digging technique and idle times.
 - Machine Health Tips: Some actions are inefficient and cause unnecessary wear and tear on the machine and its components. Following Machine Health Tips can help extend the life of the machine, improve digging technique, and reduce fuel waste.

* The system may not detect personnel in certain circumstances, such as fast swing speeds, people lying down or crouching, or when cameras are impaired by low light conditions (dusk, dawn, overcast), inclement weather (snow, rain, fog), or other similar conditions. For limitations of use, refer to the operation and maintenance manual.

** VisionLink subscription required.

NOTE: Cat Payload for excavators is not legal for trade. Availability may vary by region, consult your Cat dealer for more details.



TAKE THE GUESSWORK OUT OF MANAGING YOUR EQUIPMENT

- VisionLink provides actionable data insights for all assets - regardless of fleet size or equipment manufacturer.* Review equipment data from your desktop or mobile device to maximize uptime and optimize assets. Dashboards provide information such as hours, miles, location, idle time, and fuel utilization. Make informed decisions that lower costs, simplify maintenance, and improve safety and security on your jobsite.
- VisionLink Productivity gathers and summarizes machine telematics and jobsite data from all your equipment – regardless of the manufacture.* View actionable information such as idle time, fuel burn, location, payload, load counts, total cycles, and more to improve machine efficiency, productivity, and utilization. Access data anywhere via a mobile, tablet, or desktop device – on or off the jobsite.
- Cat Inspect is a mobile application that allows you to easily perform digital preventative maintenance (PM) checks, inspections, and daily walkarounds. Inspections can easily be integrated with other Cat data systems like VisionLink so you can keep a close eye on your fleet.
- Cat Remote Troubleshoot is a mobile application that allows your Cat dealer to perform diagnostic testing on your connected machine remotely to help ensure that issues are resolved quickly and with less downtime.


- Cat Remote Flash is a mobile application that allows you to update onboard software without a technician being present, allowing you to initiate software updates when convenient, increasing your overall operating efficiency.
- The Cat PL161 attachment locator allows you to track attachments across all worksites, reduce the number of lost attachments, and plan for attachment maintenance and replacement. The work tool recognition** feature automatically adjusts machine settings based on the selected tool.
- Cat Command remote control enables equipment operators to work safely outside the machine when working in hazardous environments. Command offers the choice of handheld consoles* (line-of-sight) or long-distance virtual stations (non-line-of-sight). Deep integration with machine systems enables efficiency and productivity by maintaining the use of in-cab technology*** features (Grade, Payload, Assist, etc.).

* Data field availability can vary by equipment manufacturer.

** Recognition feature available on select excavator models.

*** Not all technology features are available on the Command Console and vary by model. Consult your Cat dealer for details.

NOTE: Cat Payload for excavators is not legal for trade. Availability may vary by region, consult your Cat dealer for more details.



ULTIMATE OPERATOR COMFORT



- Sites where excavators work are typically rugged and challenging. That's why it's important that the 350 cab help protect the operator as much as possible from fatigue, stresses, sounds, and temperatures of the job.
- Comfort and efficiency of movement help keep operators productive and alert all shift long. The standard seat is wide and adjustable for operators of virtually any size.
- The tip-up left console makes getting in and out of the seat easy.
- Two cab options – Deluxe and Premium – let you choose the level of comfort you need.
- The Deluxe cab package includes a heated air suspension seat; the Premium seat is heated and cooled.
- The cab is sound-suppressed and sealed.
- Advanced viscous mounts reduce cab vibration
- Control the excavator comfortably with easy-to-reach controls located in front of you.
- The touchscreen monitor makes it easy to access critical information and settings. Shortcut keys make it easy, and two are for entertainment, heating, and air conditioning. There is also a shortcut key for apps and functions that you can set.
- Standard automatic climate control keeps you at the right temperature throughout your shift.
- Convenience features include Bluetooth® integrated radio, USB charging and phone connectivity ports, 12V DC outlets, and an AUX port.
- Cup and bottle holders are easy to reach, and storage spaces are located conveniently throughout the cab.
- Stow your gear with plenty of in-cab storage beneath and behind the seat, overhead, and in the consoles.

Not all features are available in all regions. Please check with your local Cat dealer for specific offering availability in your area.

INTUITIVE AND EMPOWERING TO OPERATE



- The 350 uses a keyless push-button engine start. This adds security for the machine by using Operator ID codes to limit and track machine access. Codes can be entered manually via an optional Bluetooth key fob.
- Most machine settings can be controlled through the high-resolution touchscreen monitor. It offers several languages and is easy to reach from the seat – no twisting or turning.
- A second 254 mm (10 in) monitor is available for the Cat Grade and Cat Grade with 3D.
- Operating can be made easier with the touch of a joystick button. The joystick function can be customized through the monitor. The joystick pattern and response can be set to match operator preference. All preferences are saved with the Operator ID and restored at login.
- Make moving the excavator much easier with Cat Stick Steer. Push a button and use one hand to travel and turn instead of both hands or feet on levers or pedals.
- You can also add an auxiliary relay to power on or turn off a CB radio, beacon light, or other attachment so you don't have to take your hands off the joysticks.
- Program up to four depth and slope offsets so you can easily get to grade without a grade checker – saving time and enhancing safety on the jobsite.
- Operator coaching is an in-cab system that recognizes specific opportunities for operators to be more productive and prevent unnecessary machine wear and tear.
- Not sure how a function works or how to maintain the excavator? Always have the operator's manual at your fingertips on the touchscreen monitor.
- Use the in-monitor QR code to learn about machine and technology features through a full suite of how-to videos

Not all features are available in all regions. Please check with your local Cat dealer for specific offering availability in your area.

EASY AND ECONOMICAL MAINTENANCE

- The 350's extended and synchronized service intervals and reduced hydraulic oil capacity help you save time and money.
- The excavator is auto-lube ready with built-in mounting points; an available auto-lube retrofit kit provides additional hardware to mount a grease pump and line guards – all to help do the job of lubing safer, cleaner, and trouble-free.
- Boost productivity with proactive service reminders. The Integrated Vehicle Health Management system alerts the operator with step-by-step service guidance and parts needed so you don't experience unnecessary downtime.
- Track your excavator's filter life and maintenance intervals via the in-cab monitor.
- Fuel and engine oil filters are accessible from the upper platform and synchronized to be changed at 1,000 hours.
- The latest hydraulic oil filter provides high-quality filtration performance and features anti-drain valves to keep oil clean when the filter is replaced, and the 3,000-hour extended replacement interval offers efficiency and convenience.
- Scheduled Oil Sampling (S-O-SSM) ports with extended sampling intervals are on ground level, simplifying maintenance and allowing for quick, easy extraction of samples for fluid analysis.
- Using Cat genuine oil and filters and doing typical S-O-S monitoring will extend the current service interval, giving you more uptime.
- The high-efficiency hydraulic fan has a programmable automatic reverse function to keep cores free from debris, eliminating the need for any operator interaction.
- The advanced air intake filter with pre-cleaner has a high dust-holding capacity.
- The latest engine air cleaners with an integrated pre-cleaner surpass radial seal air cleaners' lifespan.



SAFELY HOME EVERY DAY




- Operator ID keeps your excavator secure. To enable the push-button starting feature, use your PIN code on the monitor or the optional Bluetooth key fob.
- Serrated steps, anti-skid plating, and handrails help you avoid slips and trips – a major contributor to workplace injuries.
- Standard Lift Assist quickly calculates the actual load you are lifting and compares it to the rated load the excavator is capable of handling. Visual and auditory alerts tell you if you are within safe working range or need to take immediate action to avoid tipping.
- See all around the machine with the premium 360 lighting package. The 1800-lumen lights on the chassis, cab, boom, sides, and rear illuminate the jobsite for operators and ground personnel.
- Add optional inspection lighting to illuminate the engine, pump, battery, and cooling compartments, making service work more accessible.
- Whether you are using a bucket, hammer, grapple, or clamshell, standard 2D E-fence automatically stops excavator motion using boundaries you set in the monitor for the entire working envelope – above, below, sides, and front. E-fence protects equipment from damage and helps reduce fines related to zoning or underground utility damage. Automatic boundaries even help prevent operator fatigue by reducing overswinging and overdigging. A travel direction indicator helps operators know which way to activate the travel levers.
- Consider adding Cat Command to your fleet. The remote-control system keeps you away from potential hazards. The non-line-of-sight kit has a Wi-Fi radio, cameras, and a microphone to work anywhere.
- Small cab pillars, large windows, and a flat engine hood design help you enjoy great visibility into the trench, in each swing direction, and behind you.
- Add a swing alarm to alert people when rotating from the trench to the stockpile.
- Rear and right-hand-sideview cameras are standard. Upgrade to 360° visibility, and you'll easily visualize objects and personnel around the excavator in a single view.
- A ground-level shutoff switch stops all fuel to the engine when activated and shuts down the machine.
- The right-hand service platform design help provide easy, safe, and quick access to the upper service platform; the service platform steps use serrated steps and an anti-skid punch plate to prevent slipping. The handrails comply with ISO 2867 requirements.
- The standard rollover protective structure (ROPS) meets ISO 12117-2 2008 requirements.

INCREASE YOUR PRODUCTIVITY AND PROFIT WITH CAT ATTACHMENTS

You can easily expand the performance of your excavator by utilizing any Cat attachment. Each Cat tool is designed to fit the weight and horsepower of the excavator for improved performance, safety, and stability.


BUCKETS



MAKE EVERY PASS COUNT

Did you know that most fuel is burned during digging? The right Cat bucket tailored to your specific application can deliver up to 15% more efficiency with better penetration and loading.

COUPLERS



CHANGE TOOLS QUICKLY

Cat quick couplers let you change between tools in minutes, making the machine more versatile for greater money-making opportunities.

HYDRAULIC HAMMERS



BREAK BIG ROCKS FAST

The 350 can handle hammers up to 200 mm (7.87 in) in size, which will help you make quick work of big rocks.

AUTO HAMMER STOP PREVENTS WEAR

Protect your hammer tool from overheating and rapid wear. Auto hammer stop warns you after 15 seconds of continuous firing and then automatically shuts it off after 30 seconds – all to extend the tool's service life.

TECHNICAL SPECIFICATIONS

Engine

Net Power – ISO 9249	309 kW	414 hp
Net Power – ISO 9249 (DIN)	420 hp	420 hp
Engine Model	C9.3 B	
Engine Power – ISO 14396	416 hp	310 kW
Engine Power - ISO 14396 (DIN)	421 hp	
Bore	115 mm	5 in
Stroke	149 mm	6 in
Displacement	9.3 L	568 in ³
Biodiesel Capability	Up to B20 ¹	
Emissions	Emits equivalent to U.S. EPA Tier 3 and EU Stage IIIA.	

Net power advertised is the power available at the flywheel when the engine is equipped with fan, air intake system, exhaust system, and alternator with engine speed at 2,000 rpm. Advertised power is tested per the specified standard in effect at the time of manufacture.

¹Cat engines are compatible with diesel fuel blended with the following lower-carbon intensity fuels** up to 100% biodiesel FAME (fatty acid methyl ester)* or 100% renewable diesel, HVO (hydrogenated vegetable oil) and GTL (gas-to-liquid) fuels. Refer to guidelines for successful application. Please consult your Cat dealer or “Caterpillar Machine Fluids Recommendations” (SEBU6250) for details.

*For use of blends higher than 20% biodiesel, consult your Cat dealer.

**Tailpipe greenhouse gas emissions from lower-carbon intensity fuels are essentially the same as traditional fuels.

Hydraulic System

Main System – Maximum Flow	779 L/min	206 gal/min
Maximum Pressure – Equipment	35 000 kPa	5,076 psi
Maximum Pressure – Equipment – Lift Mode	38 000 kPa	5,511 psi
Maximum Pressure – Travel	35 000 kPa	5,076 psi
Maximum Pressure – Swing	25 700 kPa	3,727 psi

Swing Mechanism

Swing Speed*	7.94 r/min	
Maximum Swing Torque	189 kN-m	139,275 ft-lbf

*For CE machines default value may be set lower.

Weights

Operating Weight	47 600 kg	104,900 lb
------------------	-----------	------------

Service Refill Capacities

Fuel Tank Capacity	680 L	179.6 gal
Cooling System	48 L	12.7 gal
Engine Oil	32 L	8.5 gal
Swing Drive – Each	15 L	4 gal
Final Drive – Each	11 L	2.9 gal
Hydraulic System – Including Tank	550 L	145.3 gal
Hydraulic Tank	217 L	57.3 gal

Dimensions

Boom	Reach 6.9 m (22'8")	
Stick	R3.35 m (11')	
Bucket	SD 2.70 m ³ (3.60 yd ³)	
Shipping Height – Top of Cab	3260 mm	10.8 ft
Handrail Height	3400 mm	11.2 ft
Shipping Length	11 950 mm	39.1 ft
Tail Swing Radius	3760 mm	12.4 ft
Counterweight Clearance	1340 mm	4.5 ft
Ground Clearance	520 mm	1.8 ft
Track Length	5400 mm	17.9 ft
Track Length to Center of Rollers	4360 mm	14.4 ft
Track Gauge	2740 mm	9 ft
Transport Width – 600 mm (24") Shoes	3340 mm	10.11 ft

Working Ranges & Forces

Boom	Reach 6.9 m (22'8")	
Stick	R3.35 m (11')	
Bucket	SD 2.70 m ³ (3.60 yd ³)	
Maximum Digging Depth	7690 mm	25.3 ft
Maximum Reach at Ground Level	11 760 mm	38.7 ft
Maximum Cutting Height	10 700 mm	35.1 ft
Maximum Loading Height	7380 mm	24.3 ft
Minimum Loading Height	2710 mm	8.9 ft
Maximum Depth Cut for 2440 mm (8 ft) Level Bottom	7550 mm	24.8 ft
Maximum Vertical Wall Digging Depth	5630 mm	18.5 ft
Bucket Digging Force – ISO	266 kN	59,820 lbf
Stick Digging Force – ISO	200 kN	45,070 lbf

Air Conditioning System

The air conditioning system on this machine contains the fluorinated greenhouse gas refrigerant R134a (Global Warming Potential = 1430). The system contains 1.00 kg of refrigerant, which has a CO₂ equivalent of 1.430 metric tonnes.

STANDARD & OPTIONAL EQUIPMENT

NOTE: Standard and optional equipment may vary. Consult your Cat dealer for details.

	Standard	Optional
CAT TECHNOLOGY		
Cat Equipment Management:		
VisionLink®	✓	
VisionLink Productivity		✓
Remote Flash	✓	
Remote Troubleshoot	✓	
Work tool recognition and tracking (PL161)	✓	
Operator Coaching		✓
Cat Grade:		
Cat Grade with 2D		✓
Cat Grade with 2D with Attachment Ready Option (ARO)		✓
Laser catcher		✓
Cat Grade with 3D (single or dual GNSS)		✓
Compatible with 3D grade systems from Trimble, Topcon, and Leica		✓
Cat Grade 3D Ready		✓
Cat Grade Connectivity		✓
Cat Assist:		
Grade Assist		✓
Boom Assist		✓
Bucket Assist		✓
Swing Assist		✓
Lift Assist		✓
Cat Payload:		
On-the-go weighing	✓	
Semiautomatic calibration	✓	
Payload/cycle information	✓	
VisionLink Productivity back office reporting		✓
Cat Advanced Payload:		
Daily totals		✓
Custom lists		✓
Smart weight target		✓
E-ticket Integration		✓
Other:		
Cat Tiltrotator (TRS) integration		✓
BOOMS AND STICKS		
6.55 m (21'6") Mass boom		✓
6.9 m (22'8") Reach boom		✓
2.5 m (8'2") Mass stick		✓
2.9 m (9'6") Reach stick		✓
3.0 m (9'10") Mass stick		✓
3.35 m (11') Reach stick		✓
3.9 m (12'10") Reach stick		✓

	Standard	Optional
ELECTRICAL SYSTEM		
Maintenance-free 1,000 CCA batteries (x2)	✓	
Centralized electrical disconnect switch	✓	
LED exterior chassis and boom lights	✓	
SERVICE AND MAINTENANCE		
Integrated vehicle health management system	✓	
Grouped location of engine oil & fuel filters	✓	
S·O·S ports	✓	
Integrated vehicle health management system		✓
Electric refueling pump with auto shutoff		✓
ENGINE		
Three selectable modes: Power, Smart, Eco	✓	
Auto engine speed control	✓	
52° C (126° F) high-ambient cooling capacity	✓	
-18° C (0° F) cold start capability	✓	
Double element air filter with integrated pre-cleaner	✓	
Cold start block heaters		✓
Hydraulic reverse fan		✓
-32° C (-25° F) cold start capability		✓
HYDRAULIC SYSTEM		
Boom and stick regeneration circuit	✓	
Electronic main control valve	✓	
Auto hydraulic oil warmup	✓	
Auto heavy lift	✓	
Reverse swing damping valve	✓	
Auto swing parking brake	✓	
High performance hydraulic return filter	✓	
Two-speed travel	✓	
Bio hydraulic oil capability	✓	
Auto dig boost		✓
Combined two-way auxiliary circuit		✓
Hydraulic efficiency monitoring		✓

STANDARD & OPTIONAL EQUIPMENT

NOTE: Standard and optional equipment may vary. Consult your Cat dealer for details.

	Standard	Optional
DELUXE CAB		
Rollover protective structure (ROPS)	✓	
Operator Protective Guards (OPG)		✓
High-resolution 203 mm (8") LCD touchscreen monitor	✓	
Operator Protective Guards (OPG)		✓
Auto bi-level air conditioner	✓	
Jog dial and shortcut keys for monitor control	✓	
Keyless push-to-start engine control	✓	
Height-adjustable console	✓	
Tilt-up left-side console	✓	
Heated air-suspension seat	✓	
Monitor integrated Bluetooth radio with USB/Auxiliary ports	✓	
12V DC outlets	✓	
Document storage	✓	
Overhead storage and rear storage with nets	✓	
Beverage holder	✓	
Cup holder	✓	
Openable two-piece front window	✓	
Rear window emergency exit	✓	
Radial wiper with washer	✓	
Openable polycarbonate skylight hatch	✓	
LED dome light	✓	
Floor welcome light	✓	
Roof sunscreen	✓	
Roller front sunscreen	✓	
Washable floor mat	✓	
Beacon ready	✓	
High-resolution 254 mm (10") LCD touchscreen monitor		✓
Roller rear sunscreen		✓
Cat Stick Steer		✓
Auxiliary relay		✓
UNDERCARRIAGE AND STRUCTURES		
Towing eye on base frame	✓	
9 mt (19,842 lb) counterweight	✓	
600 mm (24") double grouser, HD double grouser track shoes		✓
750 mm (30") double grouser track shoes		✓
900 mm (35") triple grouser track shoes		✓

	Standard	Optional
ESSENTIAL CAB		
High-resolution 203 mm (8") LCD touchscreen monitor	✓	
Operator Protective Guards (OPG)		✓
Auto bi-level air conditioner	✓	
Keyless push-to-start engine control	✓	
Air-suspension seat	✓	
Bluetooth radio with USB/Auxiliary ports	✓	
24V DC outlet	✓	
Beverage holder	✓	
Openable two-piece front window	✓	
Rear window emergency exit	✓	
Radial wiper with washer	✓	
Openable steel hatch	✓	
LED dome light	✓	
Roller front sunscreen	✓	
Washable floor mat	✓	
ROPS		✓
High-resolution 254 mm (10") LCD touchscreen monitor		✓
Roller rear sunscreen		✓
SAFETY AND SECURITY		
Caterpillar One Key security system	✓	
Lockable external tool/storage box	✓	
Lockable door, fuel, and hydraulic tank locks	✓	
Lockable fuel drain compartment	✓	
Service platform with anti-skid plate and recessed bolts	✓	
Right-hand (RH) handrail and handhold	✓	
Signaling / warning horn	✓	
Ground-level secondary engine shutoff switch	✓	
Rearview camera	✓	
Lockable disconnect switch	✓	
Inspection Lighting	✓	
Cat E-Fence		✓
Swing alarm		✓

For more complete information on Cat products, dealer services and industry solutions, visit us on the web at www.cat.com.

© 2024 Caterpillar. All Rights Reserved.

VisionLink is a trademark of Caterpillar Inc., registered in the United States and in other countries.

Materials and specifications are subject to change without notice. Featured machines in photos may include additional equipment. See your Cat dealer for available options.

CAT, CATERPILLAR, LET'S DO THE WORK, their respective logos, SmartBoom, S·O·S, Product Link, "Caterpillar Corporate Yellow," the "Power Edge" and Cat "Modern Hex" trade dress as well as corporate and product identity used herein, are trademarks of Caterpillar and may not be used without permission.
www.cat.com www.caterpillar.com



AEXQ4345-00 (12-2024)
Build Number: 06D
(Afr-ME, Aus-NZ, Eurasia,
S Am, SE Asia)

