

340

HYDRAULIC EXCAVATOR



Net Power – ISO 9249
Operating Weight
Maximum Digging Depth

258.3 kW (346 hp)
36 800 kg (81,200 lb)
7480 mm (24.5 ft)



340

QUALITY, RELIABILITY AND DURABILITY COME STANDARD.

The Cat® 340 is evidence of our time-proven engineering and manufacturing know-how for top-notch quality, reliability, and durability. In addition to a powerful engine with millions of hours of service and reinforced booms and sticks for taking on hard and heavy work, the standard, heavy-duty reinforced undercarriage expertly absorbs the stress between jobsite terrain and machine. Built for rugged conditions, this rock-solid machine will help you turn payloads into profit.



GET MORE WORK DONE

The 340 features high horsepower, a wide undercarriage, and an optional heavy counterweight, allowing larger work tools to handle substantial payloads and achieve exceptional production output.

SAVE TIME AND RESOURCES

Extended service intervals and top fuel efficiency mean you'll spend more time working and less time and money on maintenance.

EASY-TO-USE TECHNOLOGY

Available technology enables operators of all skill levels to produce faster, better cuts and fills and more accurate payloads. Cat Grade and Payload enhance speed, accuracy, and operating efficiency. Cat E-Fence improves jobsite safety for you, your team, and others.

LATEST FEATURES



Machine Setup Simplification

- At the touch of fingertips and navigating user-friendly icons, the latest operator oriented User Interface (UI) maximizes uptime and gets crews to work without delay. From re-ordering work tool lists to creating new work tool combinations as needed, operators can quickly set up machines and easily access information.
- The interface allows operators to maintain accuracy and makes the most of every second of their shift. Adding the ability to input couplers and attachments into the system makes setting up work tool combinations highly efficient by significantly reducing calibration time. It also eliminates the need to measure up again when changing Cat work tool attachments and makes it manageable for a single person to check and adjust for bucket wear.

Cat Grade 3D Ready

- The Cat Grade 3D Ready option includes all the hardware required for the Grade with 3D system, installed and tested from the factory. This option provides an easier upgrade path for customers who want to add Grade with 3D after their initial purchase. To activate, contact your Cat dealer to purchase the required 3D software licenses. Licenses can be installed remotely or manually loaded onto the machine.

Cat Payload and Advanced Payload

- Cat Payload provides operators with on-the-go weighing to help them hit load targets and avoid overloading, underloading, or misloading materials. Advanced Payload is a system upgrade that offers expanded features and capabilities, including custom tags, daily totals, and electronic ticketing. Combine Payload with VisionLink® Productivity* to analyze jobsites and individual assets for remote management of production targets and key metrics.

* VisionLink subscription required. Availability may vary by region, consult your Cat dealer for more details.

Not all features are available in all regions. Please check with your local Cat® dealer for specific offering availability in your area.

Build Number: 08D

PERFORMANCE POWERHOUSE




- Work up to 4500 m (14,764 ft) above sea level without de-rating.
- Powerful swing torque easily handles changes in momentum, uneven terrain, and consistent high-impact connections, helping operators make their work swift and precise.
- Did you know baffle plates help increase an excavator's strength-to-weight ratio? That is why Caterpillar incorporates the plates in high-stress areas like the boom, stick, and frame. Reinforcing the machine without adding significantly more weight also helps provide years of reliable performance, even in the harshest environments.
- The cylinder rods are reinforced with additional wear rings to help reduce oil leaks. The car body has thick baffle plates for a long service life. The thick track link has large bolt joints to help maintain bolt retention. Track rollers have a large shaft diameter to help prevent bending and oil leaks while increasing the 340s loading capacity, which means more reliable production for you.
- Grease sealed between track pins and bushings reduces travel noise and prevents debris from entering to increase undercarriage life.
- The center track guiding guard helps align the excavator track when traveling and working on slopes.
- The sloped track frame prevents mud and debris accumulation, helping reduce the risk of track damage.
- Auxiliary hydraulic options allow you to use a wide range of Cat attachments.
- Advansys™ bucket tips increase penetration and improve cycle times. Tip changes can be done quickly with a simple lug wrench instead of a hammer or special tool, improving safety and uptime.
- Match the excavator to the job with three operating modes: Power, Smart, and ECO.
- Smart mode automatically adjusts power for the highest fuel efficiency – less power for tasks such as swinging and more power for digging.
- Enhanced heavy lift mode increases system pressure to help you easily pick and place heavy material.
- Auto warm-up speeds up hydraulic oil warming in cold temperatures and helps prolong the life of components.
- Don't let the temperature stop you from working. This excavator has a standard high-ambient temperature capability is 52° C (125° F) with cold start capability at -18° C (0° F).
- An optional battery-operated engine heater enables starting at -32° C (-25.6° F).
- The Cat® C9.3B engine meets Brazil MAR-1 emission standards, equivalent to U.S. EPA Tier 3 and EU Stage IIIA.

EXCEPTIONAL EFFICIENCY THROUGH TECHNOLOGY

- The latest operator oriented User Interface (UI) has been designed to maximize uptime by allowing operators to easily reorder work tool lists and quickly create new work tool combinations. It also eliminates the need to measure up again when changing Cat work tool attachments and makes it manageable for a single person to check and adjust for bucket wear.
- Cat Lift Assist helps avoid machine tipping. With visual and auditory alerts, operators will know if their load is within the excavator's safe working range limits.
- Cat 2D E-Fence restricts the front linkage from moving beyond operator-defined preset boundaries for the ceiling, floor, wall, swing, and cab. It helps operators avoid jobsite hazards such as traffic, keeps personnel safe, and helps you save on costly repairs, equipment downtime, and potential jobsite fines.
- Cat Detect – People Detection for excavators is an intelligent vision camera system that can alert an operator when someone enters a machine's hazard zone.*
- Cat Grade with Assist helps operators stay on grade simply and effortlessly with semi-autonomous digging. It automates boom, stick, and bucket movements to deliver more accurate cuts with less effort.
- Cat Grade with 2D for excavators is an indicate system that helps operators reach grade faster.* Select your target depth and slope and watch the Grade with 2D system use on-board processors and sensors to provide real-time guidance on the distance to grade.
- Cat Grade with 3D for excavators helps operators grade more quickly, accurately, and efficiently, improving productivity.* It incorporates GNSS technology and RTK positioning guidance to streamline the grading process for complex designs commonly encountered on large infrastructure and commercial projects. This system allows operators to work confidently, eliminating guesswork while cutting and filling to precise specifications.
- The Cat Grade 3D Ready option includes all the hardware required for the Grade with 3D system, installed and tested from the factory. Activation requires the purchase of additional 3D software licenses, contact your Cat dealer for details.
- Upgrade to our dual antenna GNSS for maximum grading efficiency. The system lets you create and edit designs on the touchscreen monitor while you're on the job, or you can have the plan design sent to the excavator to make your work easier. Plus, you get added benefits of avoidance zones, cut and fill mapping, lane guidance, and augmented reality along with advanced positioning capability.
- All Cat Grade systems are compatible with radios and base stations from Trimble, Topcon, and Leica. Already invested in a grade infrastructure? You can install grade systems from Trimble, Topcon, and Leica onto the machine.
- Cat Payload provides operators with on-the-go weighing to help them hit load targets and avoid overloading, underloading, or misloading materials. Advanced Payload is a system upgrade that offers expanded features and capabilities, including custom tags, daily totals, and electronic ticketing. Combine Payload with VisionLink® Productivity** to analyze jobsites and individual assets for remote management of production targets and key metrics.
- Cat Operator Coaching allows operators of all experience levels to take their efficiency and productivity to the next level. With tips and data at their fingertips, operators can track and improve their productivity through everyday work on the jobsite. Gain data-based insights towards operators and operations when you pair Operator Coaching with VisionLink Productivity.** There are two coaching tip categories:
 - Operational Efficiency Tips: Help operators stay at the top of their game by identifying areas to increase skill and efficiency, such as digging technique and idle times.
 - Machine Health Tips: Some actions are inefficient and cause unnecessary wear and tear on the machine and its components. Following Machine Health Tips can help extend the life of the machine, improve digging technique, and reduce fuel waste.

* The system may not detect personnel in certain circumstances, such as fast swing speeds, people lying down or crouching, or when cameras are impaired by low light conditions (dusk, dawn, overcast), inclement weather (snow, rain, fog), or other similar conditions. For limitations of use, refer to the operation and maintenance manual.
** VisionLink subscription required. Availability may vary by region, consult your Cat dealer for more details.

NOTE: Cat® Payload for excavators is not legal for trade. Availability may vary by region, consult your Cat Dealer for more details.



TAKE THE GUESSWORK OUT OF MANAGING YOUR EQUIPMENT

- VisionLink provides actionable data insights for all assets - regardless of fleet size or equipment manufacturer.* Review equipment data from your desktop or mobile device to maximize uptime and optimize assets. Dashboards provide information such as hours, miles, location, idle time, and fuel utilization. Make informed decisions that lower costs, simplify maintenance, and improve safety and security on your jobsite.
- VisionLink Productivity gathers and summarizes machine telematics and jobsite data from all your equipment – regardless of the manufacturer.* View actionable information such as idle time, fuel burn, location, payload, load counts, total cycles, and more to improve machine efficiency, productivity, and utilization. Access data anywhere via a mobile, tablet, or desktop device – on or off the jobsite.
- Cat Inspect is a mobile application that allows you to easily perform digital preventative maintenance (PM) checks, inspections, and daily walkarounds. Inspections can easily be integrated with other Cat data systems like VisionLink so you can keep a close eye on your fleet.
- Cat Remote Troubleshoot is a mobile application that allows your Cat dealer to perform diagnostic testing on your connected machine remotely to help ensure that issues are resolved quickly and with less downtime.


- Cat Remote Flash is a mobile application that allows you to update onboard software without a technician being present, allowing you to initiate software updates when convenient, increasing your overall operating efficiency.
- The Cat PL161 attachment locator allows you to track attachments across all worksites, reduce the number of lost attachments, and plan for attachment maintenance and replacement. The work tool recognition** feature automatically adjusts machine settings based on the selected tool.
- Cat Command remote control enables equipment operators to work safely outside the machine when working in hazardous environments. Command offers the choice of handheld consoles* (line-of-sight) or long-distance virtual stations (non-line-of-sight). Deep integration with machine systems enables efficiency and productivity by maintaining the use of in-cab technology*** features (Grade, Payload, Assist, etc.).

* Data field availability can vary by equipment manufacturer.

** Recognition feature available on select excavator models. Consult your Cat dealer for details.

*** Not all technology features are available on the Command Console and vary by model. Consult your Cat dealer for details.

NOTE: Cat Payload for excavators is not legal for trade. Availability may vary by region, consult your Cat dealer for more details.



ULTIMATE OPERATOR COMFORT

- Sites where excavators work are typically rugged and challenging. That's why it's important that the 340 cab help protect the operator as much as possible from fatigue, stresses, sounds, and temperatures of the job.
- Comfort and efficiency of movement help keep operators productive and alert all shift long. The standard seat is wide and adjustable for operators of virtually any size.
- The tip-up left console makes getting in and out of the seat easy.
- Two cab options – Deluxe and Premium – let you choose the level of comfort you need.
- The Deluxe cab package includes a heated air suspension seat; the Premium seat is heated and cooled.
- The cab is sound-suppressed and sealed.
- Advanced viscous mounts reduce cab vibration.
- Control the excavator comfortably with easy-to-reach controls located in front of you.
- The touchscreen monitor makes it easy to access critical information and settings. Shortcut keys make it easy, and two are for entertainment, heating, and air conditioning. There is also a shortcut key for apps and functions that you can set.
- Standard automatic climate control keeps you at the right temperature throughout your shift.
- Convenience features include Bluetooth® integrated radio, USB charging and phone connectivity ports, 12V DC outlets, and an AUX port.
- Cup and bottle holders are easy to reach, and storage spaces are located conveniently throughout the cab.
- Stow your gear with plenty of in-cab storage beneath and behind the seat, overhead, and in the consoles.



INTUITIVE AND EMPOWERING TO OPERATE



- The 340 uses a keyless push-button engine start. This adds security for the machine by using Operator ID codes to limit and track machine access. Codes can be entered manually via an optional Bluetooth key fob.
- Most machine settings can be controlled through the high-resolution touchscreen monitor. It offers several languages and is easy to reach from the seat – no twisting or turning.
- A second 254 mm (10 in) monitor is available for the Cat Grade and Cat Grade with 3D.
- Operating can be made easier with the touch of a joystick button. The joystick function can be customized through the monitor. The joystick pattern and response can be set to match operator preference. * All preferences are saved with the Operator ID and restored at login.
- Make moving the excavator much easier with Cat Stick Steer. Push a button and use one hand to travel and turn instead of both hands or feet on levers or pedals.
- You can also add an auxiliary relay to power on or turn off a CB radio, beacon light, or other attachment so you don't have to take your hands off the joysticks.
- Program up to four depth and slope offsets so you can easily get to grade without a grade checker – saving time and enhancing safety on the jobsite.
- Operator coaching is an in-cab system that recognizes specific opportunities for operators to be more productive and prevent unnecessary machine wear and tear.
- Not sure how a function works or how to maintain the excavator? Always have the operator's manual at your fingertips on the touchscreen monitor.
- Use the in-monitor QR code to learn about machine and technology features through a full suite of how-to videos.

Not all features are available in all regions. Please check with your local Cat dealer for specific offering availability in your area.

SAFELY HOME EVERY DAY

- Keep your excavator secure with Operator ID. Use your PIN code on the monitor to enable the pushbutton starting feature.
- Enhance operator safety by adding Cat Command to your fleet. The remote-control system keeps you away from potential hazards. The non-line-of-sight kit has a Wi-Fi radio, cameras, and a microphone to work anywhere.
- Standard 2D E-Fence is integrated right out of the factory, preventing the excavator from moving outside operator-defined set points; the system works with thumb and bucket combinations, hammer, grapple, and clamshell attachments.
- A travel direction indicator helps operators know which way to activate the travel levers.
- A ground-level shutoff switch stops all fuel to the engine when activated and shuts down the machine.
- The right-hand service platform design provides easy, safe, and quick access to the upper service platform; the service platform steps use serrated steps and an anti-skid punch plate to prevent slipping. The handrails comply with ISO 2867 requirements.
- Lift Assist helps you avoid tipping by letting you know if your load is within the excavator's safe working range limits.
- The standard rollover protective structure (ROPS) meets ISO 12117-2 2008 requirements.
- Enjoy great visibility into the trench, in each swing direction, and behind you with the help of smaller cab pillars, larger windows, and a flat engine hood design.
- Enhance jobsite safety. Add a swing alarm to alert people when rotating from the trench to the stockpile.
- Rear and right-hand-sideview cameras are standard. Upgrade to 360° visibility, and you'll easily visualize objects and personnel around the excavator in a single view.
- See all around the machine with the premium 360° lighting package and its 1800-lumen lights on the chassis, cab, boom, sides, and rear.



EASY AND ECONOMICAL MAINTENANCE



- The 340's extended and synchronized service intervals and reduced hydraulic oil capacity help you save time and money.
- The excavator is auto-lube ready with built-in mounting points; an available auto-lube retrofit kit provides additional hardware to mount a grease pump and line guards – all to help do the job of lubing safer, cleaner, and trouble-free.
- Boost productivity with proactive service reminders. The Integrated Vehicle Health Management system alerts the operator with step-by-step service guidance and parts needed so you don't experience unnecessary downtime.
- Track your excavator's filter life and maintenance intervals via the in-cab monitor.
- Fuel and engine oil filters are accessible from the upper platform and synchronized to be changed at 1,000 hours.
- The latest hydraulic oil filter provides high-quality filtration performance and features anti-drain valves to keep oil clean when the filter is replaced, and the 3,000-hour extended replacement interval offers efficiency and convenience.
- Scheduled Oil Sampling (S-O-SSM) ports with extended sampling intervals are on ground level, simplifying maintenance and allowing for quick, easy extraction of samples for fluid analysis.
- Using Cat genuine oil and filters and doing typical S-O-S monitoring will extend the current service interval, giving you more uptime.
- The high-efficiency hydraulic fan has a programmable automatic reverse function to keep cores free from debris, eliminating the need for any operator interaction.
- The advanced air intake filter with pre-cleaner has a high dust-holding capacity.
- The latest engine air cleaners with an integrated pre-cleaner surpass radial seal air cleaners' lifespan.

INCREASE YOUR PRODUCTIVITY AND PROFIT


Expand the performance of your excavator with a variety of Cat attachments. Each is designed to maximize the machine's capability of moving material quickly and efficiently.

BUCKETS



Cat buckets and teeth can cut through the toughest material.

COUPLERS



Cat quick couplers let you change between tools in minutes, making the machine much more versatile.

HAMMERS AND MORE



Whether it's breaking rock, cutting steel, or grabbing and loading material, Cat hydromechanical attachments can help you do more work to make more money.

AUTO HAMMER STOP PREVENTS WEAR AND TEAR

Turn on through the monitor and your hammer will automatically stop after 30 seconds of continuous firing. This prevents the tool and excavator from overworking, enhancing the service life of both.

TECHNICAL SPECIFICATIONS

Engine

Net Power - ISO 9249	258.3 kW	346 hp
Net Power - ISO 9249 (DIN)	351 hp (metric)	
Engine Model	Cat C9.3B	
Engine Power - ISO 14396	259 kW	347 hp
Engine Power - ISO 14396 (DIN)	352 hp (metric)	
Bore	115 mm	5 in
Stroke	149 mm	6 in
Displacement	9.3 L	568 in ³
Biodiesel Capability	Up to B20 ¹	
Emissions	Emits equivalent to U.S. EPA Tier 3 and EU Stage IIIA.	

Net power advertised is the power available at the flywheel when the engine is equipped with fan, air intake system, exhaust system, and alternator with engine speed at 2,000 rpm. Advertised power is tested per the specified standard in effect at the time of manufacture.

¹Cat engines are compatible with diesel fuel blended with the following lower-carbon intensity fuels** up to 100% biodiesel FAME (fatty acid methyl ester)* or 100% renewable diesel, HVO (hydrogenated vegetable oil) and GTL (gas-to-liquid) fuels. Refer to guidelines for successful application. Please consult your Cat dealer or "Caterpillar Machine Fluids Recommendations" (SEBU6250) for details.

*For use of blends higher than 20% biodiesel, consult your Cat dealer.

**Tailpipe greenhouse gas emissions from lower-carbon intensity fuels are essentially the same as traditional fuels.

Hydraulic System

Main System - Maximum Flow	560 L/min	148 gal/min
Maximum Pressure - Equipment	35 000 kPa	5,076 psi
Maximum Pressure - Equipment - Lift Mode	38 000 kPa	5,511 psi
Maximum Pressure - Travel	35 000 kPa	5,076 psi
Maximum Pressure - Swing	29 400 kPa	4,264 psi

Swing Mechanism

Swing Speed*	8.84 r/min	
Maximum Swing Torque	143 kN-m	105,214 ft-lbf

*For CE machines, default value may be set lower.

Weights

Operating Weight	36 800 kg	81,200 lb
------------------	-----------	-----------

Service Refill Capacities

Fuel Tank Capacity	600 L	158.5 gal
Cooling System	40 L	10.5 gal
Engine Oil	32 L	8.5 gal
Swing Drive - Each	18 L	4.8 gal
Final Drive - Each	8 L	2.1 gal
Hydraulic System - Including Tank	373 L	98.5 gal
Hydraulic Tank	161 L	42.5 gal

Dimensions

Boom	Reach 6.5 m (21'4")	
Stick	Reach 3.2 m (10'6")	
Bucket	GD 2.50 m ³ (3.27 yd ³)	
Shipping Height - Top of Cab	3180 mm	10.5 ft
Handrail Height	3180 mm	10.5 ft
Shipping Length	11 160 mm	36.8 ft
Tail Swing Radius	3530 mm	11.7 ft
Counterweight Clearance	1260 mm	4.2 ft
Ground Clearance	510 mm	1.8 ft
Track Length	5030 mm	16.5 ft
Track Length to Center of Rollers	4040 mm	13.3 ft
Track Gauge	2740 mm	9 ft
Transport Width - 600 mm (24") Shoes	3340 mm	10.11 ft

Working Ranges & Forces

Boom	Reach 6.5 m (21'4")	
Stick	Reach 3.2 m (10'6")	
Bucket	GD 2.50 m ³ (3.27 yd ³)	
Maximum Digging Depth	7480 mm	24.5 ft
Maximum Reach at Ground Level	11 020 mm	36.3 ft
Maximum Cutting Height	10 360 mm	34 ft
Maximum Loading Height	7120 mm	23.3 ft
Maximum Depth Cut for 2440 mm (8 ft) Level Bottom	7320 mm	24 ft
Maximum Vertical Wall Digging Depth	5550 mm	18.3 ft
Bucket Digging Force - ISO	209 kN	46,940 lbf
Stick Digging Force - ISO	165 kN	37,200 lbf

Air Conditioning System

The air conditioning system on this machine contains the fluorinated greenhouse gas refrigerant R134a (Global Warming Potential = 1430). The system contains 1.00 kg of refrigerant, which has a CO₂ equivalent of 1.430 metric tonnes.

STANDARD & OPTIONAL EQUIPMENT

NOTE: Standard and optional equipment may vary. Consult your Cat dealer for details.

	Standard	Optional
UNDERCARRIAGE AND STRUCTURES		
Towing eye on base frame	✓	
Swivel guard	✓	
HD bottom guard	✓	
HD travel motor guards	✓	
Grease lubricated track	✓	
HD swing frame	✓	
HD swing bearing	✓	
7.56 mt (16,667 lb) counterweight	✓	
Full-length track guiding guards		✓
Segmented two-piece track guiding guards		✓
HD rollers		✓
600 mm (24") double grouser, triple grouser, HD triple grouser track shoes		✓
700mm (28") triple grouser track shoes		✓
800mm (31") triple grouser track shoes		✓
BOOMS AND STICKS		
6.18m (20'3") Mass boom		✓
6.5 m (21'4") HD Reach boom		✓
2.55m (8'4") Mass stick		✓
2.8m (9'2") HD Reach stick		✓
3.2m (10'6") HD Reach stick		✓
3.9 m (12'10") HD Reach stick		✓
TB family bucket linkage with/without lifting eye		✓
DB family bucket linkage with/without lifting eye		✓
ELECTRICAL SYSTEM		
Maintenance-free 1,000 CCA batteries (x2)	✓	
Centralized electrical disconnect switch	✓	
LED exterior chassis and boom lights	✓	
Maintenance-free 1,000 CCA batteries (x4)		✓
SERVICE AND MAINTENANCE		
Integrated vehicle health management system	✓	
Grouped location of engine oil and fuel filters	✓	
S.O.S ports	✓	
Integrated vehicle health management system	✓	

	Standard	Optional
CAT TECHNOLOGY		
Cat Equipment Management:		
VisionLink® ¹	✓	
VisionLink Productivity ²		✓
Remote Flash	✓	
Remote Troubleshoot	✓	
Cat Grade:		
Cat Grade with 2D		✓
Cat Grade with 2D with Attachment Ready Option (ARO)		✓
Laser catcher		✓
Cat Grade with 3D (single or dual Global Navigation Satellite System [GNSS])		✓
Compatible with 3D grade systems from Trimble, Topcon, and Leica		✓
Cat Grade 3D Ready		✓
Cat Assist:		
Grade Assist		✓
Boom Assist		✓
Bucket Assist		✓
Swing Assist		✓
Lift Assist		✓
Cat Payload:		
On-the-go weighing		✓
Semiautomatic calibration		✓
Payload/cycle information		✓
VisionLink Productivity back office reporting		✓
Cat Advanced Payload:		
Daily totals		✓
Custom lists		✓
Smart weight target		✓
E-ticket Integration		✓

¹ Provides core telematics data to manage health, maintenance insights, and condition monitoring. Other plans available for more comprehensive data reporting. Consult your Cat dealer for details.

² VisionLink subscription required. Consult your Cat dealer for details.

STANDARD & OPTIONAL EQUIPMENT

NOTE: Standard and optional equipment may vary. Consult your Cat dealer for details.

	Standard	Optional
ENGINE		
Three selectable modes: Power, Smart, Eco	✓	
Auto engine speed control	✓	
-18° C (0° F) cold start capability	✓	
Double element air filter with integrated pre-cleaner	✓	
Remote disable	✓	
Oil level sensor		✓
Battery-operated engine heater		✓
Cold start block heater		✓
52° C (126° F) high-ambient cooling		✓
Hydraulic reverse fan		✓
-32° C (-25° F) cold start capability		✓
SAFETY AND SECURITY		
Auto hammer stop	✓	
Caterpillar One Key security system	✓	
Lockable external tool/storage box	✓	
Lockable door, fuel, and hydraulic tank locks	✓	
Lockable fuel drain compartment	✓	
Lockable disconnect switch	✓	
Service platform with anti-skid plate and recessed bolts	✓	
Right-hand (RH) handrail and handhold	✓	
Signaling/warning horn	✓	
Ground-level secondary engine shutoff switch	✓	
Rearview camera	✓	
Inspection lighting	✓	
Cat E-Fence		✓
Swing alarm		✓
Boom lowering check valve		✓
Stick lowering check valve		✓
Inspection lighting		✓

	Standard	Optional
DELUXE CAB		
High-resolution 203 mm (8") LCD touchscreen monitor	✓	
Operator Protective Guards (OPG)		✓
Auto bi-level air conditioner	✓	
Jog dial and shortcut keys for monitor control	✓	
Keyless push-to-start engine control	✓	
Height-adjustable console	✓	
Tilt-up left-side console	✓	
Heated air-suspension seat	✓	
Monitor integrated Bluetooth radio with USB/Auxiliary ports	✓	
12V DC outlets	✓	
Beverage holder	✓	
Cup holder	✓	
Openable polycarbonate skylight hatch	✓	
LED dome light	✓	
Floor welcome light	✓	
Roller front sunscreen	✓	
Roller rear sunscreen	✓	
Beacon ready	✓	
High-resolution 254 mm (10") LCD touchscreen monitor		✓
Cat Stick Steer		✓
Auxiliary relay		✓
ESSENTIAL CAB		
High-resolution 203 mm (8") LCD touchscreen monitor	✓	
Operator Protective Guards (OPG)		✓
Auto bi-level air conditioner	✓	
Keyless push-to-start engine control	✓	
Air-suspension seat	✓	
Bluetooth radio with USB/Auxiliary ports	✓	
24V DC outlet	✓	
Beverage holder	✓	
Openable steel hatch	✓	
LED dome light	✓	
Roller front sunscreen	✓	
High-resolution 254 mm (10") LCD touchscreen monitor		✓
Roller rear sunscreen		✓

STANDARD & OPTIONAL EQUIPMENT

NOTE: Standard and optional equipment may vary. Consult your Cat dealer for details.

	Standard	Optional
HYDRAULIC SYSTEM		
Boom and stick regeneration circuit	✓	
Electronic main control valve	✓	
Auto hydraulic oil warmup	✓	
Bio hydraulic oil capability	✓	
Fine swing	✓	
Reverse swing damping valve	✓	
Auto swing parking brake	✓	
High performance hydraulic return filter	✓	
Two speed travel	✓	
Auto dig boost		✓
Auto heavy lift		✓
Single one-way circuit		✓
Combined two-way circuit		✓
Hydraulic efficiency monitoring		✓

For more complete information on Cat products, dealer services and industry solutions, visit us on the web at www.cat.com.

© 2024 Caterpillar. All Rights Reserved.

VisionLink is a trademark of Caterpillar Inc., registered in the United States and in other countries.

Materials and specifications are subject to change without notice. Featured machines in photos may include additional equipment. See your Cat dealer for available options.

CAT, CATERPILLAR, LET'S DO THE WORK, their respective logos, SmartBoom, S·O·S, Product Link, "Caterpillar Corporate Yellow," the "Power Edge" and Cat "Modern Hex" trade dress as well as corporate and product identity used herein, are trademarks of Caterpillar and may not be used without permission.
www.cat.com www.caterpillar.com

AEXQ4349-00 (11-2024)
Build Number: 08D
(Afr-ME, Eurasia,
Indonesia, S Am, SE Asia)

