



340 UHD

Hydraulic Excavator

Technical Specifications

Configurations and features may vary by region. Please consult your Cat dealer for availability in your area.

Table of Contents

Specifications	2
Engine	2
Swing Mechanism	2
Weights	2
Track	2
Drive	2
Hydraulic System	3
Service Refill Capacities	3
Standards	3
Sound Performance	3
Air Conditioning System	3
Operating Weights and Ground Pressures	4
Major Component Weights	5
Dimensions	6
Working Ranges and Forces	14
Retrofit Boom (straight position) Lift Capacities	19
Retrofit Boom (bent position) Lift Capacities	25
Two-Piece Boom Lift Capacities	31
Bucket Specifications and Compatibility:	
Africa, Middle East, Eurasia	34
Southeast Asia	35
Attachments Offering Guide:	
Africa, Middle East, Eurasia	36
Southeast Asia	43
Standard and Optional Equipment	44
Dealer Installed Kits and Attachments	46
340 Ultra High Definition (UHD) Environmental Declaration	47

340 UHD Hydraulic Excavator Specifications

Engine

Engine Model	Cat® C9.3B	
Net Power		
ISO 9249	258.3 kW	346 hp
ISO 9249 (DIN)	351 hp (metric)	
Engine Power		
ISO 14396	259 kW	347 hp
ISO 14396 (DIN)	352 hp (metric)	
Bore	115 mm	5 in
Stroke	149 mm	6 in
Displacement	9.3 L	568 in ³

- Emits equivalent to U.S. EPA Tier 3 and EU Stage IIIA.
- Recommended for use up to 4500 m (14,760 ft) altitude with engine power derate above 3000 m (9,840 ft).
- Advertised power is tested per the specified standard in effect at the time of manufacture.
- Net power advertised is the power available at the flywheel when the engine is equipped with fan, air intake system, exhaust system and alternator.
- Engine speed at 1,900 rpm.
- Cat engines are compatible with diesel fuel blended with the following lower-carbon intensity fuels** up to:
 - ✓ 100% biodiesel FAME (fatty acid methyl ester)*
 - ✓ 100% renewable diesel, HVO (hydrotreated vegetable oil) and GTL (gas-to-liquid) fuels
 Refer to guidelines for successful application. Please consult your Cat dealer or “Caterpillar Machine Fluids Recommendations” (SEBU6250) for details.

**For use of blends higher than 20% biodiesel, consult your Cat dealer.*

***Tailpipe greenhouse gas emissions from lower-carbon intensity fuels are essentially the same as traditional fuels.*

Swing Mechanism

Swing Speed (UHD)	5.20 rpm	
Swing Speed (Retrofit)	8.84 rpm	
Maximum Swing Torque (Dynamic)	113 kN·m	83,000 lbf·ft
Maximum Swing Torque (Static)	143 kN·m	105,000 lbf·ft

Weights

Operating Weight	55 400 kg	122,100 lb
• Hydraulic Variable Gauge undercarriage, 25 m (82'0") UHD front, 600 mm (24") triple grouser shoes, 9.0 mt (19,842 lb) counterweight and Dedicated C linkage.		
Operating Weight	54 600 kg	120,400 lb
• Hydraulic Variable Gauge undercarriage, 22 m (72'2") UHD front, 600 mm (24") triple grouser shoes, 9.0 mt (19,842 lb) counterweight and Dedicated C linkage.		
Operating Weight	53 900 kg	118,800 lb
• Hydraulic Variable Gauge undercarriage, Retrofit boom, R3.9 m DB (12'10") stick, Heavy Duty (HD) 1.88 m ³ (2.46 yd ³) bucket, 600 mm (24") triple grouser shoes, 9.0 mt (19,842 lb) counterweight and DB linkage.		
Operating Weight	53 700 kg	118,400 lb
• Hydraulic Variable Gauge undercarriage, Retrofit boom, R3.2 m DB (10'6") stick, HD 1.88 m ³ (2.46 yd ³) bucket, 600 mm (24") triple grouser shoes, 9.0 mt (19,842 lb) counterweight and DB linkage.		

Track

Hydraulic Variable Gauge		
Optional Track Shoes Width	600 mm	24"
Optional Track Shoes Width	700 mm	28"
Number of Shoes (each side)	56	
Number of Track Rollers (each side)	10	
Number of Carrier Rollers (each side)	3	

Drive

Maximum Gradeability	35%/70%	
Maximum Travel Speed	4.7 km/h	2.9 mph
Maximum Drawbar Pull	289 kN	64,857 lbf

340 UHD Hydraulic Excavator Specifications

Hydraulic System

Main System – Maximum Flow – Implement	560 L/min (280 × 2 pumps)	148 gal/min (74 × 2 pumps)
Maximum Pressure – Equipment – Implement	35 000 kPa	5,076 psi
Maximum Pressure – Equipment – Lift Mode	38 000 kPa	5,511 psi
Maximum Pressure – Travel	35 000 kPa	5,076 psi
Maximum Pressure – Swing	29 400 kPa	4,264 psi
Base Boom Cylinder – Bore	160 mm	6 in
Base Boom Cylinder – Stroke	1446 mm	57 in
Fore Boom Cylinder – Bore	170 mm	7 in
Fore Boom Cylinder – Stroke	1738 mm	68 in
UHD Stick Cylinder – Bore	160 mm	6 in
UHD Stick Cylinder – Stroke	1039 mm	41 in
Dedicated C Bucket Cylinder – Bore for UHD	140 mm	6 in
Dedicated C Bucket Cylinder – Stroke for UHD	1100 mm	43 in
Dedicated B1 Bucket Cylinder – Bore for UHD	130 mm	5 in
Dedicated B1 Bucket Cylinder – Stroke for UHD	1115 mm	44 in
Retrofit Front Stick Cylinder – Bore	170 mm	7 in
Retrofit Front Stick Cylinder – Stroke	1738 mm	68 in
DB Bucket Cylinder for Retrofit and Two-Piece Retrofit Boom – Bore	150 mm	6 in
DB Bucket Cylinder for Retrofit and Two-Piece Retrofit Boom – Stroke	1151 mm	45 in
Two-Piece Retrofit Boom – Bore	190 mm	7 in
Two-Piece Retrofit Boom – Stroke	865 mm	34 in
Two-Piece Retrofit Boom Stick Cylinder – Bore	150 mm	6 in
Two-Piece Retrofit Boom Cylinder – Stroke	1151 mm	45 in

Service Refill Capacities

Fuel Tank Capacity	600 L	158.5 gal
Cooling System	40 L	10.5 gal
Engine Oil (with filter)	32 L	8.5 gal
Swing Drive	18 L	4.8 gal
Final Drive (each)	8 L	2.1 gal
Hydraulic System (including tank)	550 L	145.3 gal
Hydraulic Tank (including suction pipe)	161 L	42.5 gal

Standards

Brakes	ISO 10265:2008
Cab/Operator Protective Guards (OPG)	ISO 10262:1998 Level II

Sound Performance

ISO 6395:2008 (external)	106 dB(A)
ISO 6396:2008 (inside cab)	73 dB(A)

- Hearing protection may be needed when operating with an open operator station and cab (when not properly maintained or doors/windows open) for extended periods or in a noisy environment.

Air Conditioning System

The air conditioning system on this machine contains the fluorinated greenhouse gas refrigerant R134a (Global Warming Potential = 1430). The system contains 1.00 kg (2.2 lb) of refrigerant, which has a CO₂ equivalent of 1.430 metric tonnes (1.576 tons).

340 UHD Hydraulic Excavator Specifications

Operating Weights and Ground Pressures

	600 mm (24") HD Triple Grouser Shoes		600 mm (24") Double Grouser Shoes		700 mm (28") HD Triple Grouser Shoes	
	Weight kg (lb)	Ground Pressure kPa (psi)	Weight kg (lb)	Ground Pressure kPa (psi)	Weight kg (lb)	Ground Pressure kPa (psi)
Base Machine Configurations						
Base Frame with Single Flange Track Rollers and Carrier Rollers						
9.0 mt (19,842 lb) Counterweight + Hydraulic Variable Gauge Undercarriage Base Machine						
25 m (82'0") UHD Front (base boom, nose boom, fore boom) + 7.1 m (23'4") UHD Stick, Dedicated C Linkage	55 400 (122,100)	88.4 (12.8)	55 500 (122,400)	88.5 (12.8)	55 900 (123,200)	76.4 (11.1)
22 m (72'2") UHD Front (base boom, nose boom, fore boom) + 7.1 m (23'4") UHD Stick, Dedicated C Linkage	54 600 (120,400)	87.1 (12.6)	54 800 (120,800)	87.4 (12.7)	55 200 (121,700)	75.5 (10.9)
Retrofit Boom (base boom, retrofit boom) + R3.9 m DB (12'10") Stick + HD 1.88 m ³ (2.46 yd ³) bucket	53 900 (118,800)	86.0 (12.5)	54 000 (119,000)	86.1 (12.5)	54 400 (119,900)	74.4 (10.8)
Retrofit Boom (base boom, retrofit boom) + R3.2 m DB (10'6") Stick + HD 1.88 m ³ (2.46 yd ³) bucket	53 700 (118,400)	85.6 (12.4)	53 800 (118,600)	85.8 (12.4)	54 200 (119,500)	74.1 (10.7)
Two-Piece Retrofit Boom (base boom, nose boom, fore boom) + R3.2 m DB (10'6") Stick + HD 1.88 m ³ (2.46 yd ³) bucket	54 000 (119,000)	86.1 (12.5)	54 200 (119,500)	86.4 (12.5)	54 600 (120,400)	87.1 (12.6)

340 UHD Hydraulic Excavator Specifications

Major Component Weights

	kg	lb
Base Machine with 9.0 mt (19,842 lb) counterweight, upper frame, base frame, hydraulic variable gauge undercarriage with track rollers and carrier rollers – does not include base boom, stick, bucket, boom, boom cylinders, stick cylinder, bucket cylinder, tracks, 90% fuel tank and 75 kg (165 lb) operator.	37 180	81,960
Track Shoes for use with Hydraulic Variable Gauge Undercarriage:		
600 mm (24") Width, HD 15.5 mm (0.6") Thick, Triple Grouser Track Shoes	5700	12,560
600 mm (24") Width, 15.5 mm (0.6") Thick, Double Grouser Track Shoes	5810	12,820
700 mm (28") Width, HD 15.5 mm (0.6") Thick, Triple Grouser Track Shoes	6240	13,750
Two Boom Cylinders	830	1,840
Weight of 90% Fuel Tank and 75 kg (165 lb) Operator	550	1,210
Counterweight:		
9.0 mt (19,842 lb) Counterweight	9000	19,840
Swing Frame:		
UHD Swing Frame	3360	7,410
Undercarriage:		
Base Frame with Single Flange Track Rollers and Carrier Rollers for Hydraulic Variable Gauge Undercarriage	18 440	40,650
Booms (boom including lines, pins, stick cylinder):		
Base Boom	2600	5,740
UHD Nose Boom for 22 m (72'2")	3320	7,320
UHD Nose Boom for 25 m (82'0")	4080	8,980
Two-Piece Retrofit Nose Boom ¹	2720	6,000
UHD Fore Boom Cylinder	490	1,070
UHD Fore Boom ²	1000	2,210
Two-Piece Retrofit Fore Boom ³	2510	5,540
UHD Stick Cylinder	370	810
Retrofit Nose Boom	3180	7,000
Sticks (including lines, pins, bucket cylinder, bucket linkage):		
UHD Stick 7.1 m (23'4") for Dedicated C Linkage	2610	5,750
Reach Stick R3.9 m DB (12'10") for Retrofit Boom	2150	4,730
Reach Stick R3.2 m DB (10'6") for Retrofit Boom	1960	4,310
Reach Stick R3.2 m DB (10'6") for Two-Piece Retrofit Boom	1960	4,310
Bucket for Retrofit Front (without linkage, with tips and side cutters):		
1.88 m ³ (2.46 yd ³) HD for DB	1680	3710
Quick Couplers (QC):		
CW Dedicated QC for UHD front	310	680
CW Dedicated QC	480	1060
Pin Grabber QC	700	1540
Front with Cradle:		
22 m (72'2") UHD front	8480	18700
25 m (82'0") UHD front	9230	20360
R3.9 m (12'10") Retrofit Boom	6220	13710
R3.2 m (10'6") Retrofit Boom	6050	13340
Two-Piece Retrofit Boom	7910	17440
Cradle Only:		
Cradle for UHD Front	650	1430
Cradle for Retrofit Boom	940	2080
Cradle for Two-Piece Retrofit Boom	740	1640

¹With fore cylinder

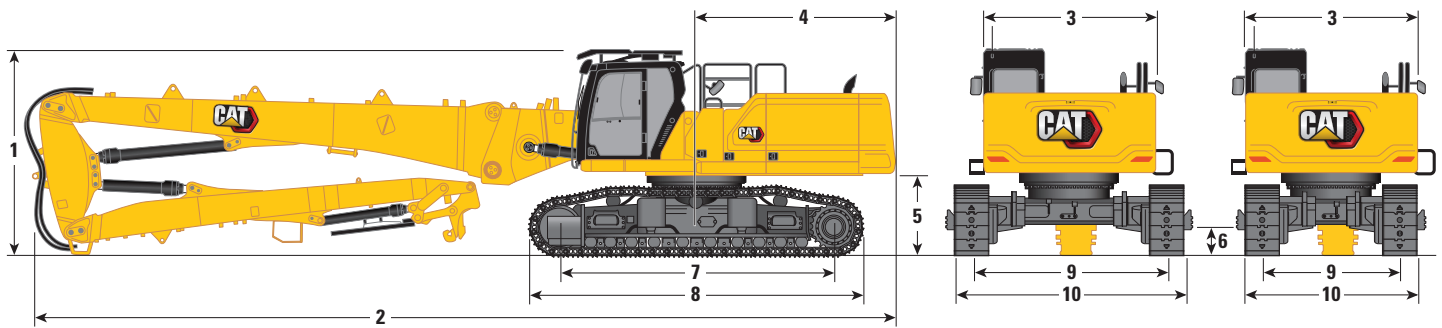
²Without fore cylinder

³With stick cylinder

340 UHD Hydraulic Excavator Specifications

Dimensions

All dimensions are approximate and may vary depending on bucket selection.



Boom Options

UHD Boom

25 m (82'0")

UHD Boom

22 m (72'2")

Stick Options

UHD Stick

Undercarriage Options

Hydraulic Variable Gauge

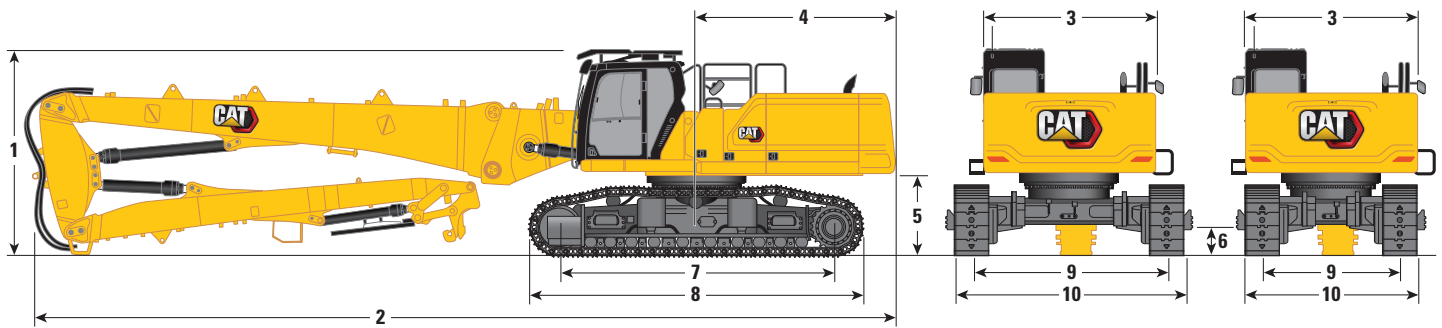
1 Machine Height:				
Cab Height	3383 mm	11'1"	3383 mm	11'1"
OPG Height	3585 mm	11'9"	3585 mm	11'9"
Handrail Height	3338 mm	10'11"	3338 mm	10'11"
With Boom/Stick/Bucket Installed (with/without Medium Pressure (MP) and QC lines and without work tool for UHD front)	3000 mm	9'10"	3000 mm	9'10"
2 Machine Length:				
With Boom/Stick/Bucket Installed (with/without MP and QC lines and without work tool for UHD front)	18 160 mm	59'7"	15 159 mm	49'9"
With Base Machine and Base Boom (without nose/fore boom, stick, bucket, counterweight)	6954 mm	22'10"	6954 mm	22'10"
With Base Machine and Base Boom with Counterweight (without nose/fore boom, stick, bucket)	7077 mm	23'3"	7077 mm	23'3"
With Base Machine and Boom Cylinder (without base/nose boom, stick, counterweight)	6253 mm	20'6"	6253 mm	20'6"
3 Upperframe Width without Handles	2990 mm	9'10"	2990 mm	9'10"
4 Tail Swing Radius	3521 mm	11'7"	3521 mm	11'7"
5 Counterweight Clearance without Shoe Lug	1397 mm	4'7"	1397 mm	4'7"
Counterweight Clearance with Shoe Lug	1431 mm	4'8"	1431 mm	4'8"
6 Ground Clearance without Shoe Lug	510 mm	1'8"	510 mm	1'8"
7 Length to Center of Rollers	4770 mm	15'8"	4770 mm	15'8"
8 Track Length	5770 mm	18'11"	5770 mm	18'11"
9 Track Gauge:				
Retracted with Triple Grouser Shoes	2400 mm	7'10"	2400 mm	7'10"
Extended with Triple Grouser Shoes	3400 mm	11'2"	3400 mm	11'2"

(continued on next page)

340 UHD Hydraulic Excavator Specifications

Dimensions (continued)

All dimensions are approximate and may vary depending on bucket selection.



Boom Options

UHD Boom

25 m (82'0")

UHD Boom

22 m (72'2")

Stick Options

UHD Stick

Undercarriage Options

Hydraulic Variable Gauge

10 Undercarriage Width – Retracted (without steps):

600 mm (24") Shoes

3000 mm

9'10"

3000 mm

9'10"

700 mm (28") Shoes

3100 mm

10'2"

3100 mm

10'2"

Undercarriage Width – Retracted (with steps):

600 mm (24") Shoes

3255 mm

10'8"

3255 mm

10'8"

700 mm (28") Shoes

3255 mm

10'8"

3255 mm

10'8"

Undercarriage Width – Extended (without steps):

600 mm (24") Shoes

4000 mm

13'1"

4000 mm

13'1"

700 mm (28") Shoes

4100 mm

13'5"

4100 mm

13'5"

Undercarriage Width – Extended (with steps):

600 mm (24") Shoes

4255 mm

14'0"

4255 mm

14'0"

700 mm (28") Shoes

4255 mm

14'0"

4255 mm

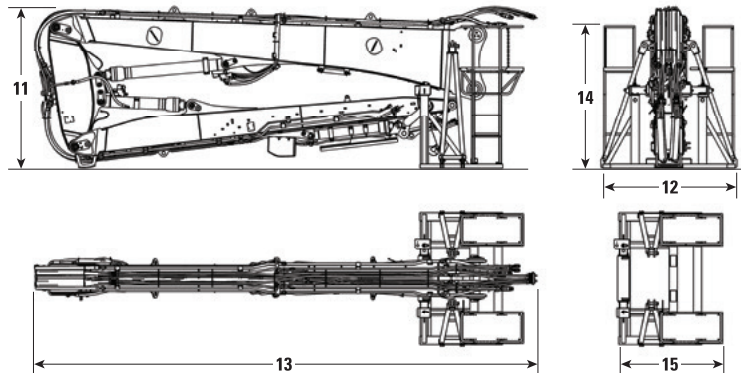
14'0"

Front Transportation Dimensions:

UHD Front

	25 m (82'0")		22 m (72'2")	
11 Height*	3020 mm	9'11"	2990 mm	9'10"
12 Width	2500 mm	8'2"	2500 mm	8'2"
13 Length*	12 030 mm	39'6"	9090 mm	29'10"
14 Height of Cradle only	2644 mm	8'8"	2644 mm	8'8"
15 Length of Cradle only	1995 mm	6'7"	1995 mm	6'7"

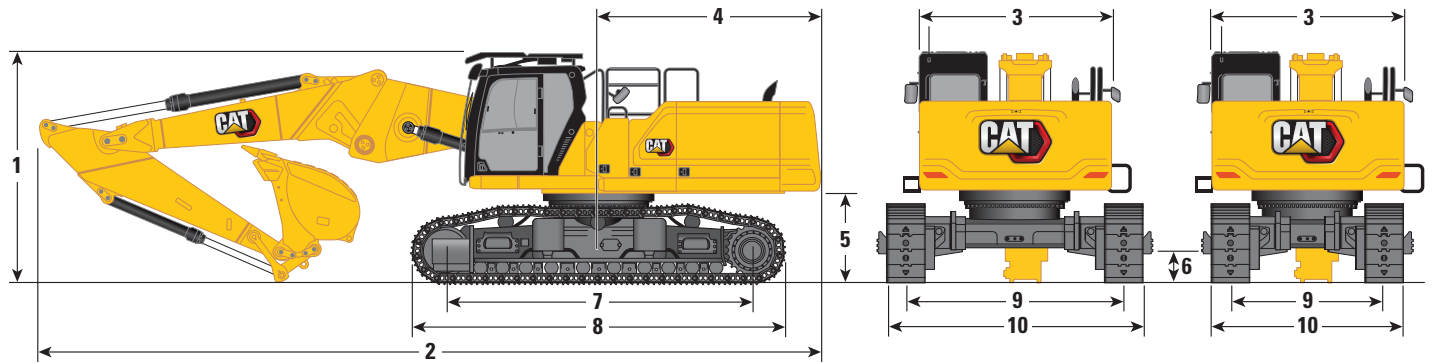
*with or without quick coupler



340 UHD Hydraulic Excavator Specifications

Dimensions

All dimensions are approximate and may vary depending on bucket selection.



Boom Option

Retrofit Boom Straight Position

Stick Options

R3.9DB (12'10")

R3.2DB (10'6")

Undercarriage Option

Hydraulic Variable Gauge

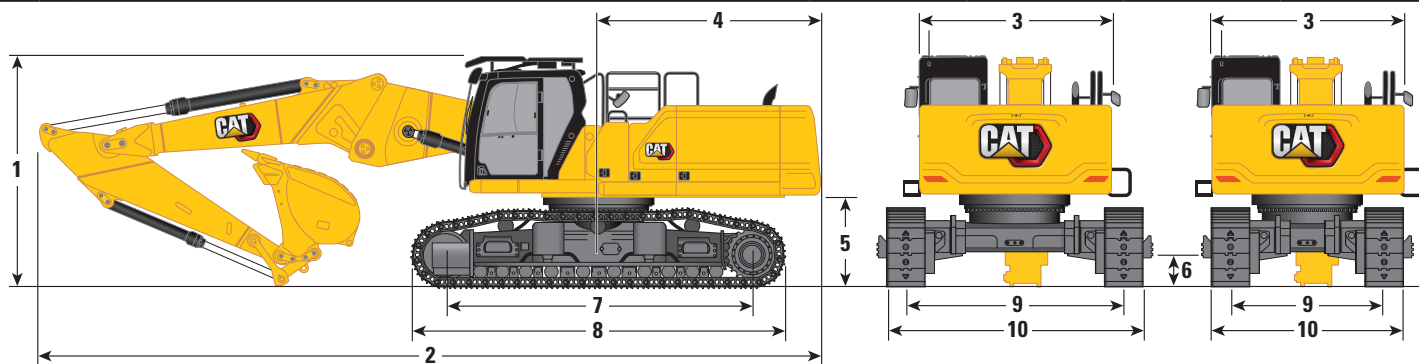
1 Machine Height:				
Cab Height	3383 mm	11'1"	3383 mm	11'1"
OPG Height	3585 mm	11'9"	3585 mm	11'9"
Handrail Height	3338 mm	10'11"	3338 mm	10'11"
With Boom/Stick/Bucket Installed (with/without MP and QC lines)	4179 mm	13'9"	3900 mm	12'10"
2 Machine Length:				
With Boom/Stick/Bucket Installed (with/without MP and QC lines)	12 122 mm	39'9"	12 147 mm	39'10"
With Base Machine and Base Boom (without nose/fore boom, stick, bucket, counterweight)	6954 mm	22'10"	6954 mm	22'10"
With Base Machine and Base Boom with Counterweight (without nose/fore boom, stick, bucket)	7077 mm	23'3"	7077 mm	23'3"
With Base Machine and Boom Cylinder (without base/nose boom, stick, counterweight)	6253 mm	20'6"	6253 mm	20'6"
3 Upperframe Width without Handles	2990 mm	9'10"	2990 mm	9'10"
4 Tail Swing Radius	3521 mm	11'7"	3521 mm	11'7"
5 Counterweight Clearance without Shoe Lug	1397 mm	4'7"	1397 mm	4'7"
Counterweight Clearance with Shoe Lug	1431 mm	4'8"	1431 mm	4'8"
6 Ground Clearance without Shoe Lug	510 mm	1'8"	510 mm	1'8"
7 Length to Center of Rollers	4770 mm	15'8"	4770 mm	15'8"
8 Track Length	5770 mm	18'11"	5770 mm	18'11"
9 Track Gauge:				
Retracted with Triple Grouser Shoes	2400 mm	7'10"	2400 mm	7'10"
Extended with Triple Grouser Shoes	3400 mm	11'2"	3400 mm	11'2"
Bucket Type	HD		HD	
Bucket Capacity	1.88 m ³	2.46 yd ³	1.88 m ³	2.46 yd ³
Bucket Tip Radius	1796 mm	5'11"	1796 mm	5'11"

(continued on next page)

340 UHD Hydraulic Excavator Specifications

Dimensions (continued)

All dimensions are approximate and may vary depending on bucket selection.



Boom Option

Retrofit Boom Straight Position

Stick Options

R3.9DB (12'10")

R3.2DB (10'6")

Undercarriage Option

Hydraulic Variable Gauge

10 Undercarriage Width – Retracted (with steps):

600 mm (24") Shoes

3255 mm

10'8"

3255 mm

10'8"

700 mm (28") Shoes

3255 mm

10'8"

3255 mm

10'8"

Undercarriage Width – Extended (with steps):

600 mm (24") Shoes

4255 mm

14'0"

4255 mm

14'0"

700 mm (28") Shoes

4255 mm

14'0"

4255 mm

14'0"

Undercarriage Width – Retracted (without steps):

600 mm (24") Shoes

3000 mm

9'10"

3000 mm

9'10"

700 mm (28") Shoes

3100 mm

10'2"

3100 mm

10'2"

Undercarriage Width – Extended (without steps):

600 mm (24") Shoes

4000 mm

13'1"

4000 mm

13'1"

700 mm (28") Shoes

4100 mm

13'5"

4100 mm

13'5"

Bucket Type

HD

HD

Bucket Capacity

1.88 m³

2.46 yd³

1.88 m³

2.46 yd³

Bucket Tip Radius

1796 mm

5'11"

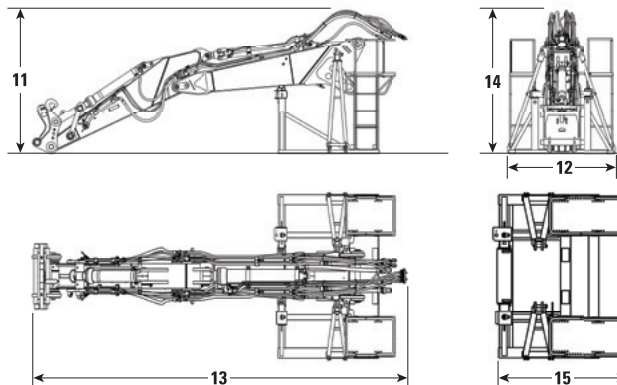
1796 mm

5'11"

Front Transportation Dimensions:

Retrofit Boom (Straight Position)

	R3.9DB (12'10")		R3.2DB (10'6")	
11 Height*	2790 mm	9'2"	2890 mm	9'6"
12 Width	2500 mm	8'2"	2500 mm	8'2"
13 Length (without quick coupler)	8770 mm	28'9"	7980 mm	26'2"
Maximum Length (with quick coupler)	9090 mm	29'10"	8300 mm	27'3"
14 Height of Cradle only	2644 mm	8'8"	2644 mm	8'8"
15 Length of Cradle only	2784 mm	9'2"	2784 mm	9'2"

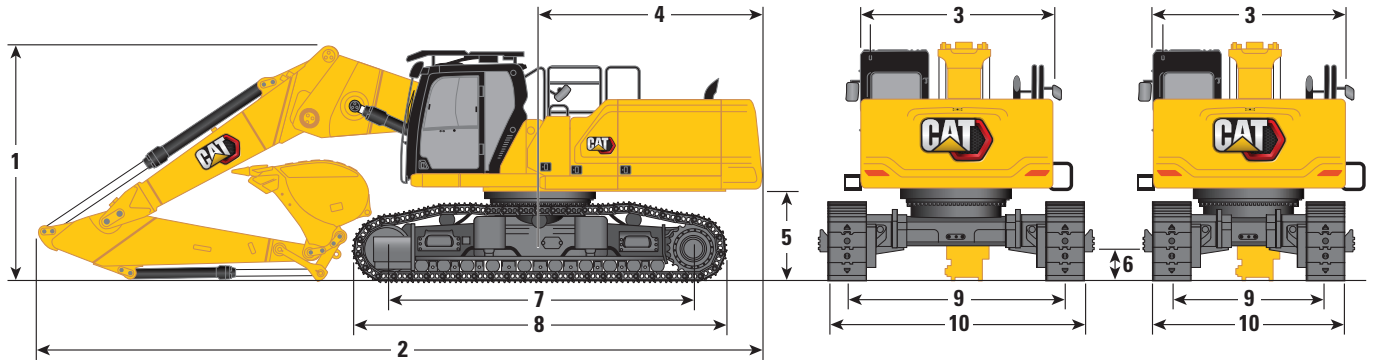


*with or without quick coupler

340 UHD Hydraulic Excavator Specifications

Dimensions

All dimensions are approximate and may vary depending on bucket selection.



Boom Option

Retrofit Boom Bent Position

Stick Options

R3.9DB (12'10")

R3.2DB (10'6")

Undercarriage Option

Hydraulic Variable Gauge

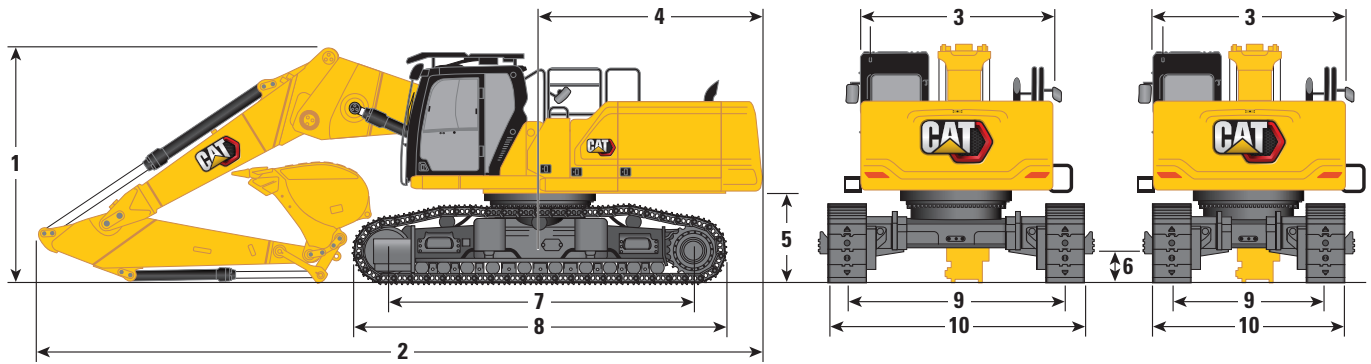
	R3.9DB (12'10")	R3.2DB (10'6")
1 Machine Height:		
Cab Height	3383 mm	3383 mm
OPG Height	3585 mm	3585 mm
Handrail Height	3338 mm	3338 mm
With Boom/Stick/Bucket Installed (with/without MP and QC lines)	4019 mm	3953 mm
2 Machine Length:		
With Boom/Stick/Bucket Installed (with/without MP and QC lines)	11 328 mm	11 302 mm
With Base Machine and Base Boom (without nose/fore boom, stick, bucket, counterweight)	6954 mm	6954 mm
With Base Machine and Base Boom with Counterweight (without nose/fore boom, stick, bucket)	7077 mm	7077 mm
With Base Machine and Boom Cylinder (without base/nose boom, stick, counterweight)	6253 mm	6253 mm
3 Upperframe Width without Handles	2990 mm	2990 mm
4 Tail Swing Radius	3521 mm	3521 mm
5 Counterweight Clearance without Shoe Lug	1397 mm	1397 mm
Counterweight Clearance with Shoe Lug	1431 mm	1431 mm
6 Ground Clearance without Shoe Lug	510 mm	510 mm
7 Length to Center of Rollers	4770 mm	4770 mm
8 Track Length	5770 mm	5770 mm
9 Track Gauge:		
Retracted with Triple Grouser Shoes	2400 mm	2400 mm
Extended with Triple Grouser Shoes	3400 mm	3400 mm
Bucket Type	HD	HD
Bucket Capacity	1.88 m ³	1.88 m ³
Bucket Tip Radius	1796 mm	1796 mm

(continued on next page)

340 UHD Hydraulic Excavator Specifications

Dimensions (continued)

All dimensions are approximate and may vary depending on bucket selection.



Boom Option

Retrofit Boom Bent Position

Stick Options

R3.9DB (12'10")

R3.2DB (10'6")

Undercarriage Option

Hydraulic Variable Gauge

10 Undercarriage Width – Retracted (without steps):

600 mm (24") Shoes

3000 mm

9'10"

3000 mm

9'10"

700 mm (28") Shoes

3100 mm

10'2"

3100 mm

10'2"

Undercarriage Width – Retracted (with steps):

600 mm (24") Shoes

3255 mm

10'8"

3255 mm

10'8"

700 mm (28") Shoes

3255 mm

10'8"

3255 mm

10'8"

Undercarriage Width – Extended (without steps):

600 mm (24") Shoes

4000 mm

13'1"

4000 mm

13'1"

700 mm (28") Shoes

4100 mm

13'5"

4100 mm

13'5"

Undercarriage Width – Extended (with steps):

600 mm (24") Shoes

4255 mm

14'0"

4255 mm

14'0"

700 mm (28") Shoes

4255 mm

14'0"

4255 mm

14'0"

Bucket Type

HD

HD

Bucket Capacity

1.88 m³

2.46 yd³

1.88 m³

2.46 yd³

Bucket Tip Radius

1796 mm

5'11"

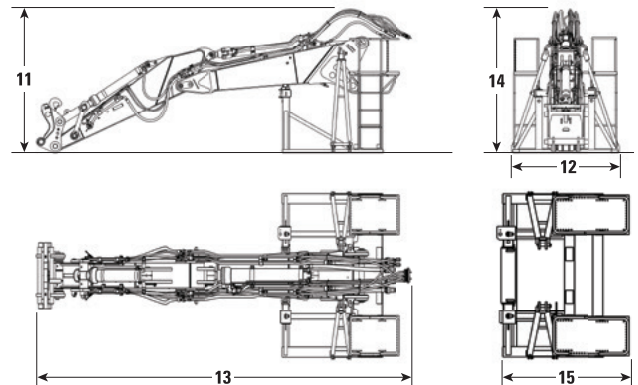
1796 mm

5'11"

Front Transportation Dimensions:

Retrofit Boom (Bent Position)

	R3.9DB (12'10")		R3.2DB (10'6")	
11 Height*	2790 mm	9'2"	2890 mm	9'6"
12 Width	2500 mm	8'2"	2500 mm	8'2"
13 Maximum Length (without quick coupler)	8770 mm	28'9"	7980 mm	26'2"
	9090 mm	29'10"	8300 mm	27'3"
14 Height of Cradle only	2644 mm	8'8"	2644 mm	8'8"
15 Length of Cradle only	2784 mm	9'2"	2784 mm	9'2"

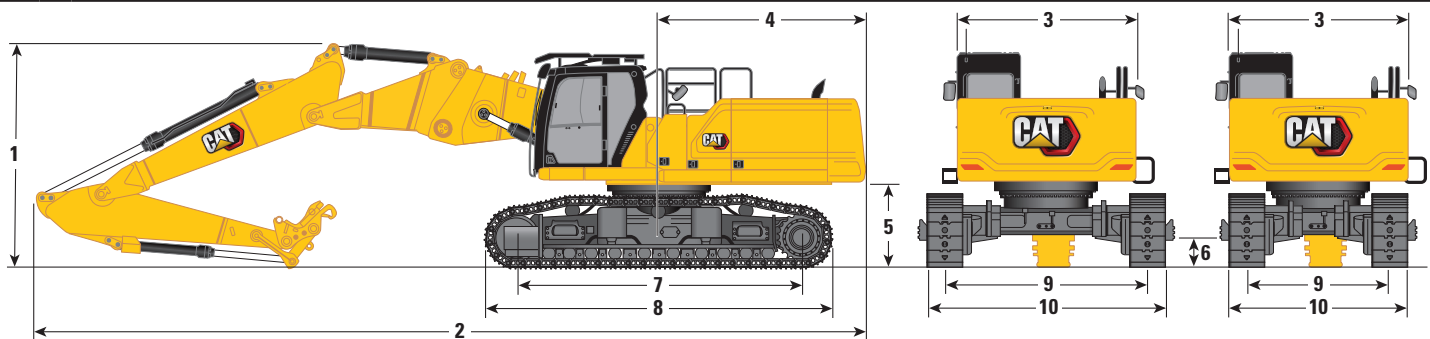


*with or without quick coupler

340 UHD Hydraulic Excavator Specifications

Dimensions

All dimensions are approximate and may vary depending on bucket selection.



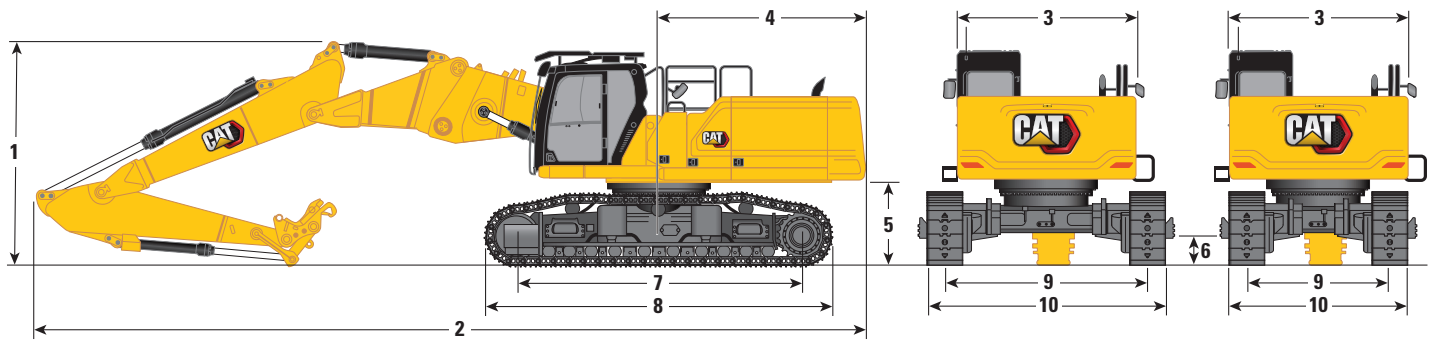
Boom Option	Two-Piece Retrofit Boom	
Stick Option	R3.2DB (10'6")	
Undercarriage Options	Hydraulic Variable Gauge	
1 Machine Height:		
Cab Height	3383 mm	11'1"
OPG Height	3585 mm	11'9"
Handrail Height	3338 mm	10'11"
With Boom/Stick/Bucket Installed (with/without MP and QC lines)	3790 mm	12'5"
2 Machine Length:		
With Boom/Stick/Bucket Installed (with/without MP and QC lines)	13 930 mm	45'8"
With Base Machine and Base Boom (without nose/fore boom, stick, bucket, counterweight)	6954 mm	22'10"
With Base Machine and Base Boom with Counterweight (without nose/fore boom, stick, bucket)	7077 mm	23'3"
With Base Machine and Boom Cylinder (without base/nose boom, stick, counterweight)	6253 mm	20'6"
3 Upperframe Width without Handles	2990 mm	9'10"
4 Tail Swing Radius	3521 mm	11'7"
5 Counterweight Clearance without Shoe Lug	1397 mm	4'7"
Counterweight Clearance with Shoe Lug	1431 mm	4'8"
6 Ground Clearance without Shoe Lug	510 mm	1'8"
7 Length to Center of Rollers	4770 mm	15'8"
8 Track Length	5770 mm	18'11"
9 Track Gauge:		
Retracted with Triple Grouser Shoes	2400 mm	7'10"
Extended with Triple Grouser Shoes	3400 mm	11'2"

(continued on next page)

340 UHD Hydraulic Excavator Specifications

Dimensions (continued)

All dimensions are approximate and may vary depending on bucket selection.



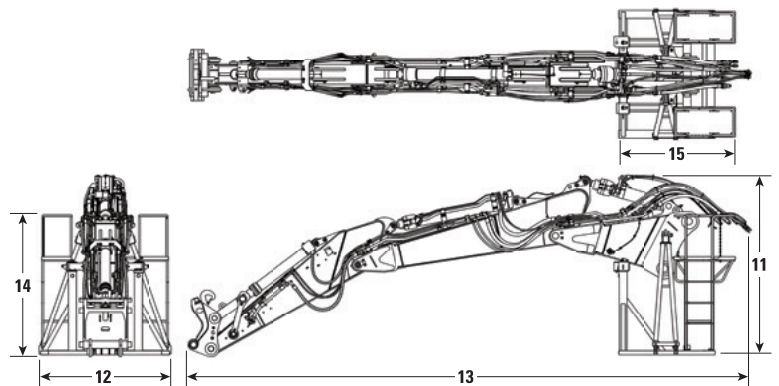
Boom Option	Two-Piece Retrofit Boom	
Stick Option	R3.2DB (10'6")	
Undercarriage Options	Hydraulic Variable Gauge	
10 Undercarriage Width – Retracted (without steps):		
600 mm (24") Shoes	3000 mm	9'10"
700 mm (28") Shoes	3100 mm	10'2"
Undercarriage Width – Retracted (with steps):		
600 mm (24") Shoes	3255 mm	10'8"
700 mm (28") Shoes	3255 mm	10'8"
Undercarriage Width – Extended (without steps):		
600 mm (24") Shoes	4000 mm	13'1"
700 mm (28") Shoes	4100 mm	13'5"
Undercarriage Width – Extended (with steps):		
600 mm (24") Shoes	4255 mm	14'0"
700 mm (28") Shoes	4255 mm	14'0"
Bucket Type	HD	
Bucket Capacity	1.88 m ³	2.46 yd ³
Bucket Tip Radius	1796 mm	5'11"

Front Transportation Dimensions:

Two-Piece Retrofit Boom

	R3.2DB (10'6")	
11 Height*	3420 mm	11'3"
12 Width	2500 mm	8'2"
13 Maximum Length (without quick coupler)	10 050 mm	33'0"
Maximum Length (with quick coupler)	10 370 mm	34'0"
14 Height of Cradle only	2644 mm	8'8"
15 Length of Cradle only	2295 mm	7'6"

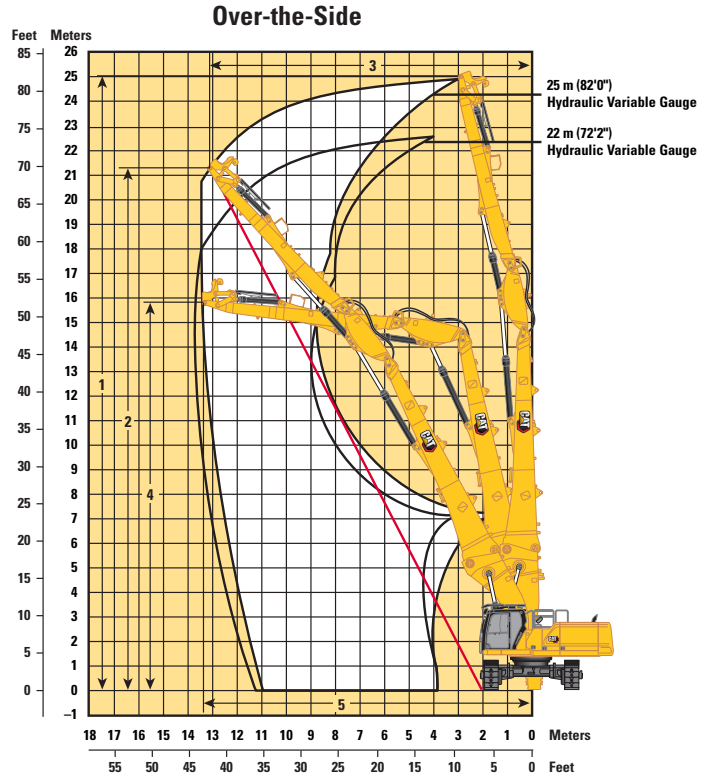
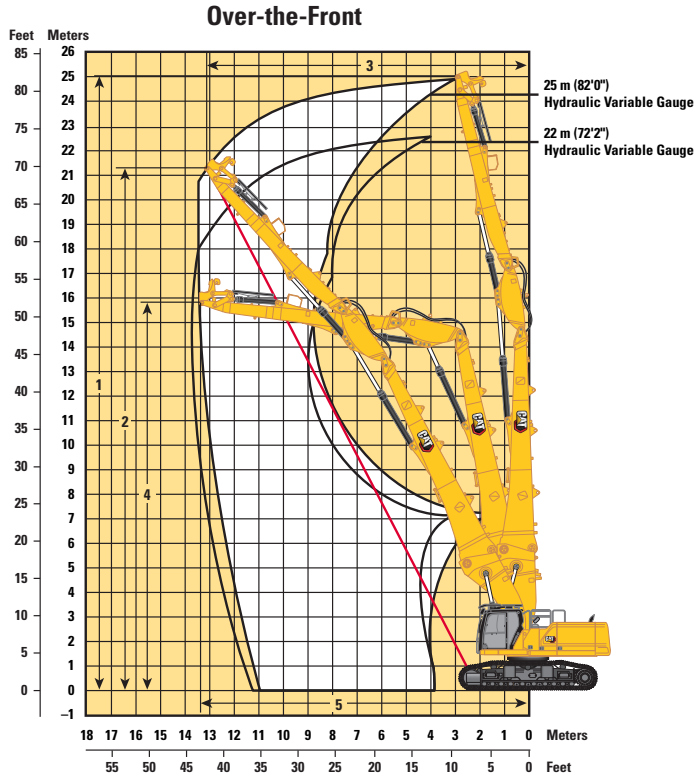
*with or without quick coupler



340 UHD Hydraulic Excavator Specifications

Working Ranges and Forces

All dimensions are approximate and may vary depending on bucket selection.



Boom Options

UHD Boom

25 m (82'0")

22 m (72'2")

Stick Options

UHD Stick

Undercarriage Options

Hydraulic Variable Gauge

Over-the-Front:

1 Maximum Pin Height at Stick Nose	25 000 mm	82'0"	22 000 mm	72'2"
Maximum Weight at Stick Nose	3300 kg	7,300 lb	3700 kg	8,200 lb
2 Maximum Working Pin Height at Stick Nose (1/2 line)	21 270 mm	69'9"	18 590 mm	61'0"
3 Maximum Working Reach at Stick Nose (1/2 line)	13 020 mm	42'9"	11 680 mm	38'4"
4 Maximum Height at Stick Nose in Maximum Reach Position	15 900 mm	52'2"	12 640 mm	41'6"
5 Maximum Reach at Stick Nose	13 330 mm	43'9"	13 550 mm	44'5"

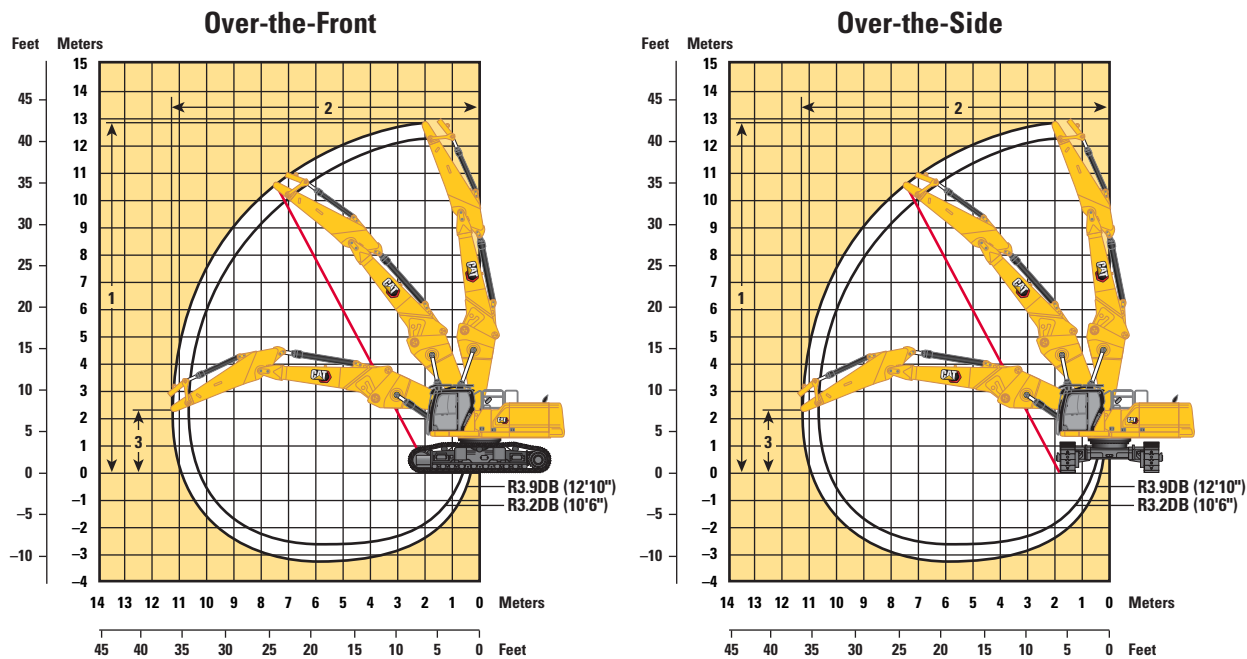
Over-the-Side:

1 Maximum Pin Height at Stick Nose	25 000 mm	82'0"	22 000 mm	72'2"
Maximum Weight at Stick Nose	3300 kg	7,300 lb	3700 kg	8,200 lb
2 Maximum Working Pin Height at Stick Nose (1/2 line)	21 560 mm	70'9"	18 890 mm	62'0"
3 Maximum Working Reach at Stick Nose (1/2 line)	12 480 mm	40'11"	11 145 mm	36'7"
4 Maximum Height at Stick Nose in Maximum Reach Position	15 900 mm	52'2"	12 640 mm	41'6"
5 Maximum Reach at Stick Nose	13 330 mm	43'9"	13 550 mm	44'5"

340 UHD Hydraulic Excavator Specifications

Working Ranges and Forces

All dimensions are approximate and may vary depending on bucket selection.



Boom Option

Retrofit Boom Straight Position

Stick Options

Retrofit Stick

R3.9DB (12'10")

R3.2DB (10'6")

Undercarriage Option

Hydraulic Variable Gauge

Over-the-Front:

1 Maximum Pin Height at Stick Nose	12 760 mm	41'10"	12 330 mm	40'5"
Maximum Weight at Stick Nose	4200 kg	9,300 lb	4200 kg	9,300 lb
2 Maximum Reach at Stick Nose	11 320 mm	37'2"	10 620 mm	34'10"
3 Maximum Height at Stick Nose in Maximum Reach Position	2310 mm	7'7"	2310 mm	7'7"

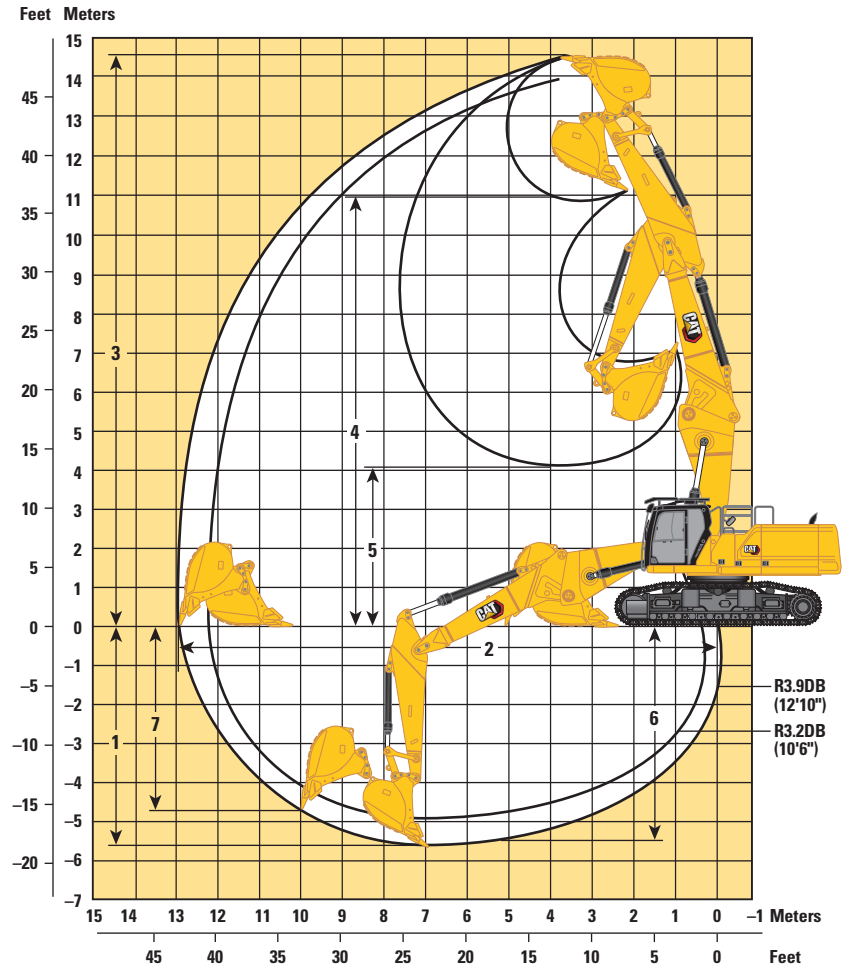
Over-the-Side:

1 Maximum Pin Height at Stick Nose	12 760 mm	41'10"	12 330 mm	40'5"
Maximum Weight at Stick Nose	4200 kg	9,300 lb	4200 kg	9,300 lb
2 Maximum Reach at Stick Nose	11 320 mm	37'2"	10 620 mm	34'10"
3 Maximum Height at Stick Nose in Maximum Reach Position	2310 mm	7'7"	2310 mm	7'7"

340 UHD Hydraulic Excavator Specifications

Working Ranges and Forces

All dimensions are approximate and may vary depending on bucket selection.



Boom Option

Retrofit Boom Straight Position

Stick Options

Retrofit Stick

R3.9DB (12'10")

R3.2DB (10'6")

Undercarriage Option

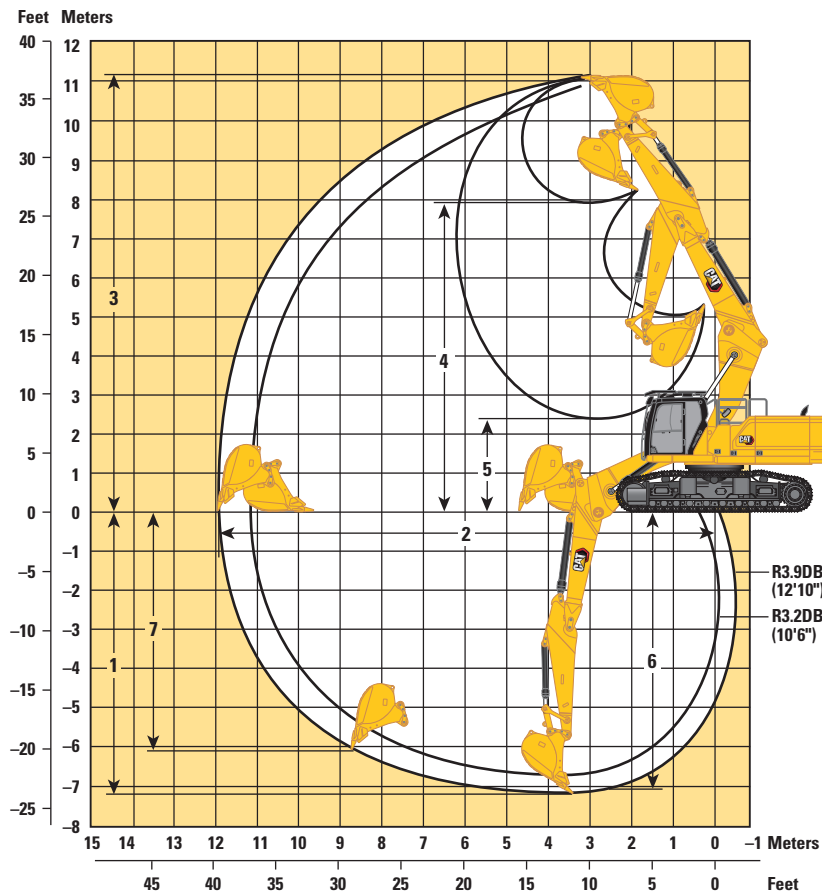
Hydraulic Variable Gauge

		R3.9DB (12'10")	R3.2DB (10'6")
1 Maximum Digging Depth	5640 mm	18'6"	4940 mm 16'2"
2 Maximum Reach at Ground Line	12 910 mm	42'4"	12 190 mm 40'0"
3 Maximum Cutting Height	14 540 mm	47'8"	13 910 mm 45'8"
4 Maximum Loading Height	10 960 mm	35'11"	10 330 mm 33'11"
5 Minimum Loading Height	4110 mm	13'6"	4750 mm 15'7"
6 Maximum Depth Cut for 2440 mm (8'0") Level Bottom	5510 mm	18'1"	4790 mm 15'9"
7 Maximum Vertical Wall Digging Depth	4710 mm	15'5"	4060 mm 13'4"
Bucket Digging Force (ISO)	210 kN	47,160 lbf	210 kN 47,160 lbf
Stick Digging Force (ISO)	144 kN	32,440 lbf	166 kN 37,300 lbf
Bucket Type		HD	HD
Bucket Capacity	1.88 m ³	2.46 yd ³	1.88 m ³ 2.46 yd ³
Bucket Tip Radius	1796 mm	5'11"	1796 mm 5'11"

340 UHD Hydraulic Excavator Specifications

Working Ranges and Forces

All dimensions are approximate and may vary depending on bucket selection.



Boom Option

Retrofit Boom
Bent Position

Stick Options

Retrofit Stick

R3.9DB (12'10")

R3.2DB (10'6")

Undercarriage Option

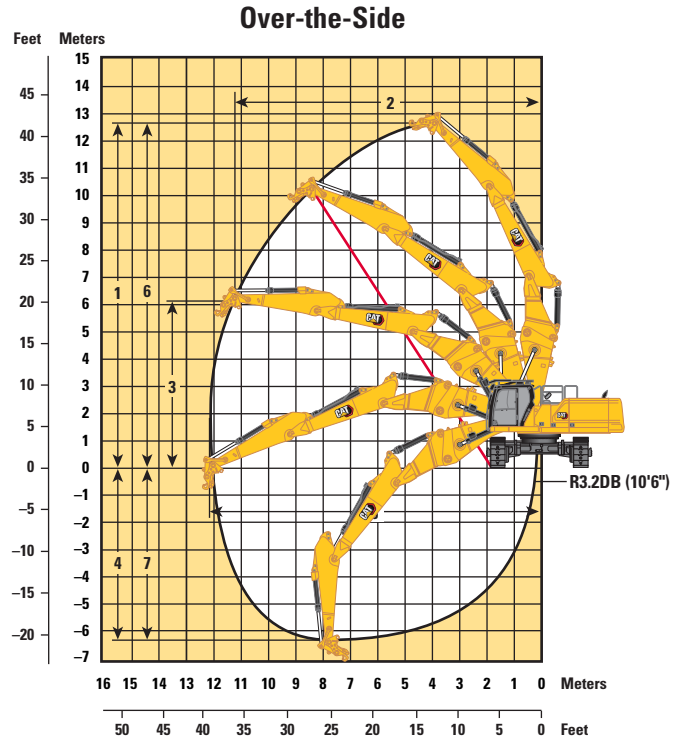
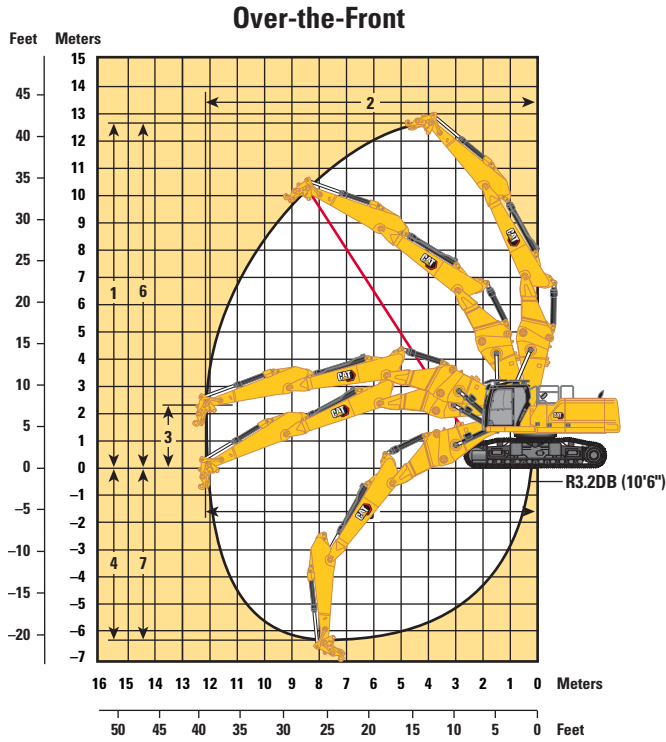
Hydraulic Variable Gauge

	R3.9DB (12'10")	R3.2DB (10'6")
1 Maximum Digging Depth	7250 mm	23'9"
2 Maximum Reach at Ground Line	11 920 mm	39'1"
3 Maximum Cutting Height	11 180 mm	36'8"
4 Maximum Loading Height	7940 mm	26'1"
5 Minimum Loading Height	2440 mm	8'0"
6 Maximum Depth Cut for 2440 mm (8'0") Level Bottom	7120 mm	23'4"
7 Maximum Vertical Wall Digging Depth	6160 mm	20'3"
Bucket Digging Force (ISO)	210 kN	47,160 lbf
Stick Digging Force (ISO)	144 kN	32,440 lbf
Bucket Type	HD	HD
Bucket Capacity	1.88 m ³	2.46 yd ³
Bucket Tip Radius	1796 mm	5'11"

340 UHD Hydraulic Excavator Specifications

Working Ranges and Forces

All dimensions are approximate and may vary depending on bucket selection.



Boom Option

Two-Piece Retrofit Boom

Stick Option

R3.2DB (10'6")

Undercarriage Options

Hydraulic Variable Gauge

Over-the-Front:

1 Maximum Pin Height at Stick Nose	12 640 mm	41'6"
2 Maximum Reach at Stick Nose	12 200 mm	40'0"
3 Maximum Height at Stick Nose in Maximum Reach Position	2310 mm	7'7"
Maximum Weight at Stick Nose	4500 kg	9,900 lb

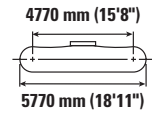
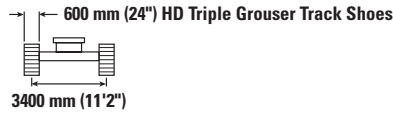
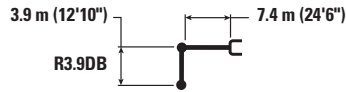
Over-the-Side:

1 Maximum Pin Height at Stick Nose	12 640 mm	41'6"
2 Maximum Reach at Stick Nose	11 200 mm	36'9"
3 Maximum Height at Stick Nose in Maximum Reach Position	6190 mm	20'4"
Maximum Weight at Stick Nose	4500 kg	9,900 lb
4 Maximum Vertical Depth at Stick Nose (without work tool)	6290 mm	20'8"
5 Maximum Reach at Ground Line of Stick Nose (without work tool)	12 200 mm	40'0"
6 Maximum Pin Height at Stick Nose (without work tool)	12 640 mm	41'6"
7 Maximum Vertical Wall Digging Depth	6290 mm	20'8"
Bucket Digging Force (ISO)	210 kN	47,160 lbf
Stick Digging Force (ISO)	166 kN	37,300 lbf
Bucket Type	HD	
Bucket Capacity	1.88 m ³	2.46 yd ³
Bucket Tip Radius	1796 mm	5'11"

340 UHD Hydraulic Excavator Specifications

Retrofit Boom (straight position) Lift Capacities – without Bucket, Heavy Lift: On

Hydraulic Variable Gauge Undercarriage



		4500 mm/15'0"		6000 mm/20'0"		7500 mm/25'0"		9000 mm/30'0"		10 500 mm/35'0"		mm ft/in		
12 000 mm 40'0"	kg lb											*8300 *19,100	*8300 *19,100	5780 17'09"
10 500 mm 35'0"	kg lb			*9950 *21,950	*9500 *21,950	*8200 *21,050	*8200 *21,050					*6800 *15,200	*6800 *15,200	7790 24'11"
9000 mm 30'0"	kg lb			*9500 *21,000	*9500 *21,000	*9650 *21,050	*9650 *21,050	*6950 *20,050	*6950 *20,050			*6100 *13,500	*6100 *13,500	9120 29'06"
7500 mm 25'0"	kg lb			*9600 *21,100	*9600 *21,100	*10 100 *22,100	*10 100 *22,100	*9450 *20,050	*9450 *20,050			*5750 *12,700	*5750 *12,700	10 060 32'09"
6000 mm 20'0"	kg lb	*11 050 *23,550	*11 050 *23,550	*11 450 *24,800	*11 450 *24,800	*11 400 *24,800	*11 400 *24,800	*10 600 *23,000	10 300 22,150	*7150 *12,300	*7150 *12,300	*5600 *12,300	*5600 *12,300	10 710 35'0"
4500 mm 15'0"	kg lb	*20 850 *44,900	*20 850 *44,900	*15 650 *33,800	*15 650 *33,800	*12 750 *27,650	*12 750 *27,650	*10 950 *23,750	10 050 21,600	*9250 *18,700	7900 16,950	*5550 *12,200	*5550 *12,200	11 110 36'04"
3000 mm 10'0"	kg lb			*17 000 *36,700	*17 000 *36,700	*13 500 *29,200	12 700 27,400	*11 300 *24 450	9750 20,950	*9700 *21,000	7750 16,650	*5650 *12,450	*5650 *12,450	11 300 37'0"
1500 mm 5'0"	kg lb			*17 700 *38,300	16 850 36,250	*13 900 *30,100	12 250 26,400	*11 450 *24,800	9450 20,400	*9600 *20,750	7600 16,350	*5900 *12,900	*5900 *12,900	11 290 37'0"
0 mm 0'0"	kg lb	*9650 *22,550	*9650 *22,550	*17 450 *37,850	16 400 35,300	*13 800 *29,950	11 950 25,700	*11 300 24350	9300 20,000	*9200 *19,700	7500 16,200	*6250 *13,750	*6250 *13,750	11 070 36'03"
-1500 mm -5'0"	kg lb	*14 100 *32,400	*14 100 *32,400	*16 300 *35,350	*16 250 34,950	*13 100 *28,300	11 800 25,400	*10 600 *22,750	9200 19,800	*8050 17,750	7550 16,650	*6850 *15,050	*6850 *15,050	10 640 34'10"
-3000 mm -10'0"	kg lb			*14 200 *30,700	*14 200 *30,700	*11 550 *24,800	*11 550 *24,800	*9000 *19,150	*9000 *19,150			*7750 *17,200	*7750 *17,200	9640 31'05"



ISO 10567:2007



* Indicates that the load is limited by hydraulic lifting capacity rather than tipping load. The above loads are in compliance with hydraulic excavator lift capacity standard ISO 10567:2007. They do not exceed 87% of hydraulic lifting capacity or 75% of tipping load. Weight of all lifting accessories must be deducted from the above lifting capacities. Lifting capacities are based on the machine standing on a firm, uniform supporting surface. The use of a work tool attachment point to handle/lift objects, could affect the machine lift performance.

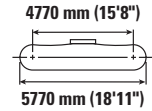
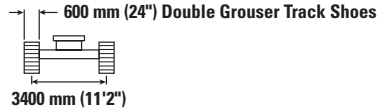
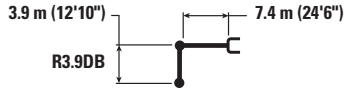
Lift capacity stays with ±5% for all available track shoes.

Always refer to the appropriate Operation and Maintenance Manual for specific product information.

340 UHD Hydraulic Excavator Specifications

Retrofit Boom (straight position) Lift Capacities – without Bucket, Heavy Lift: On

Hydraulic Variable Gauge Undercarriage



		4500 mm/15'0"		6000 mm/20'0"		7500 mm/25'0"		9000 mm/30'0"		10 500 mm/35'0"		mm ft/in		
12 000 mm 40'0"	kg lb											*8300 *19,100	*8300 *19,100	5780 17'09"
10 500 mm 35'0"	kg lb			*9950 *21,950	*9950 *21,950	*8200 *18,200	*8200 *18,200					*6800 *15,200	*6800 *15,200	7790 24'11"
9000 mm 30'0"	kg lb			*9500 *21,000	*9500 *21,000	*9650 *21,050	*9650 *21,050	*6950 *15,300	*6950 *15,300			*6100 *13,500	*6100 *13,500	9120 29'06"
7500 mm 25'0"	kg lb			*9 600 *21,100	*9 600 *21,100	*10 100 *22,100	*10 100 *22,100	*9450 *20,050	*9450 *20,050			*5750 *12,700	*5750 *12,700	10 060 32'09"
6000 mm 20'0"	kg lb	*11 050 *23,550	*11 050 *23,550	*11 450 *24,800	*11 450 *24,800	*11 400 *24,800	*11 400 *24,800	*10 600 *23,000	10 350 22,200	*7150 *12,300	*7150 *12,300	*5600 *12,300	*5600 *12,300	10 710 35'0"
4500 mm 15'0"	kg lb	*20 850 *44,900	*20 850 *44,900	*15 650 *33,800	*15 650 *33,800	*12 750 *27,650	*12 750 *27,650	*10 950 *23,750	10 050 21,650	*9250 *18,700	7900 16,950	*5550 *12,200	*5550 *12,200	11 110 36'04"
3000 mm 10'0"	kg lb			*17 000 *36,700	*17 000 *36,700	*13 500 *29,200	12 750 27,450	*11 300 *24,450	9750 21,000	*9700 *21,000	7750 16,700	*5650 *12,450	*5650 *12,450	11 300 37'0"
1500 mm 5'0"	kg lb			*17 700 *38,300	16 850 36,350	*13 900 *30,100	12 250 26,450	*11 450 *24,800	9500 20,450	*9600 *20,750	7600 16,400	*5900 *12,900	*5900 *12,900	11 290 37'0"
0 mm 0'0"	kg lb	*9650 *22,550	*9650 *22,550	*17 450 *37,850	16 450 35,350	*13 800 *29,950	11 950 25,750	*11 300 *24,350	9300 20,050	*9200 *19,700	7550 16,200	*6250 *13,750	*6250 *13,750	11 070 36'03"
-1500 mm -5'0"	kg lb	*14 100 *32,400	*14 100 *32,400	*16 300 *35,350	16 300 35,050	*13 100 *28,300	11 800 25,450	*10 600 *22,750	9200 19,850	*8050 *17,750	7550	*6850 *15,050	*6850 *15,050	10 640 34'10"
-3000 mm -10'0"	kg lb			*14 200 *30,700	*14 200 *30,700	*11 550 *24,800	*11 550 *24,800	*9000 *19,150	*9000 *19,150			*7750 *17,200	*7750 *17,200	9640 31'05"



ISO 10567:2007



* Indicates that the load is limited by hydraulic lifting capacity rather than tipping load. The above loads are in compliance with hydraulic excavator lift capacity standard ISO 10567:2007. They do not exceed 87% of hydraulic lifting capacity or 75% of tipping load. Weight of all lifting accessories must be deducted from the above lifting capacities. Lifting capacities are based on the machine standing on a firm, uniform supporting surface. The use of a work tool attachment point to handle/lift objects, could affect the machine lift performance.

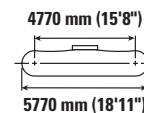
Lift capacity stays with ±5% for all available track shoes.

Always refer to the appropriate Operation and Maintenance Manual for specific product information.

340 UHD Hydraulic Excavator Specifications

Retrofit Boom (straight position) Lift Capacities – without Bucket, Heavy Lift: On

Hydraulic Variable Gauge Undercarriage



		4500 mm/15'0"		6000 mm/20'0"		7500 mm/25'0"		9000 mm/30'0"		10 500 mm/35'0"		mm ft/in		
12 000 mm 40'0"	kg lb											*8300 *19,100	*8300 *19,100	5780 17'09"
10 500 mm 35'0"	kg lb			*9950 *21,950	*9950 *21,950	*8200 *8200	*8200 *8200					*6800 *15,200	*6800 *15,200	7790 24'11"
9000 mm 30'0"	kg lb			*9500 *21,000	*9500 *21,000	*9650 *21,050	*9650 *21,050	*6950 *6950	*6950 *6950			*6100 *13,500	*6100 *13,500	9120 29'06"
7500 mm 25'0"	kg lb			*9 600 *21,100	*9 600 *21,100	*10 100 *22,100	*10 100 *22,100	*9450 *20,050	*9450 *20,050			*5750 *12,700	*5750 *12,700	10 060 32'09"
6000 mm 20'0"	kg lb	*11 050 *23,550	*11 050 *23,550	*11 450 *24,800	*11 450 *24,800	*11 400 *24,800	*11 400 *24,800	*10 600 *23,000	10 400 22,400	*7150 *12,300	*7150 *12,300	*5600 *12,300	*5600 *12,300	10 710 35'0"
4500 mm 15'0"	kg lb	*20 850 *44,900	*20 850 *44,900	*15 650 *33,800	*15 650 *33,800	*12 750 *27,650	*12 750 *27,650	*10 950 *23,750	10 150 21,850	*9250 *18,700	7950 17,100	*5550 *12,200	*5550 *12,200	11 110 36'04"
3000 mm 10'0"	kg lb			*17 000 *36,700	*17 000 *36,700	*13 500 *29,200	12 850 27,650	*11 300 *24,450	9850 21,200	*9700 *21,000	7850 16,800	*5650 *12,450	*5650 *12,450	11 300 37'0"
1500 mm 5'0"	kg lb			*17 700 *38,300	17 000 36,650	*13 900 *30,100	12 350 26,650	*11 450 *24,800	9550 20,600	*9600 *20,750	7700 16,550	*5900 *12,900	*5900 *12,900	11 290 37'0"
0 mm 0'0"	kg lb	*9650 *22,550	*9650 *22,550	*17 450 *37,850	16 550 35,650	*13 800 *29,950	12 050 26,000	*11 300 *24,350	9400 20,200	*9200 *19,700	7600 16,350	*6250 *13,750	*6250 *13,750	11 070 36'03"
-1500 mm -5'0"	kg lb	*14 100 *32,400	*14 100 *32,400	*16 300 *35,350	*16 300 *35,350	*13 100 *28,300	11 900 25,700	*10 600 *22,750	9300 20,050	*8050 *8050	7600	*6850 *15,050	*6850 *15,050	10 640 34'10"
-3000 mm -10'0"	kg lb			*14 200 *30,700	*14 200 *30,700	*11 550 *24,800	*11 550 *24,800	*9000 *19,150	*9000 *19,150			*7750 *17,200	*7750 *17,200	9640 31'05"



ISO 10567:2007



* Indicates that the load is limited by hydraulic lifting capacity rather than tipping load. The above loads are in compliance with hydraulic excavator lift capacity standard ISO 10567:2007. They do not exceed 87% of hydraulic lifting capacity or 75% of tipping load. Weight of all lifting accessories must be deducted from the above lifting capacities. Lifting capacities are based on the machine standing on a firm, uniform supporting surface. The use of a work tool attachment point to handle/lift objects, could affect the machine lift performance.

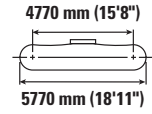
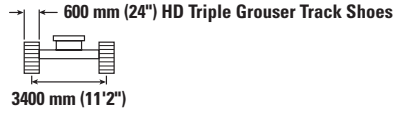
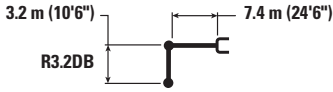
Lift capacity stays with ±5% for all available track shoes.

Always refer to the appropriate Operation and Maintenance Manual for specific product information.

340 UHD Hydraulic Excavator Specifications

Retrofit Boom (straight position) Lift Capacities – without Bucket, Heavy Lift: On

Hydraulic Variable Gauge Undercarriage



		4500 mm/15'0"		6000 mm/20'0"		7500 mm/25'0"		9000 mm/30'0"		10 500 mm/35'0"		mm ft/in		
12 000 mm 40'0"	kg lb											*11 700	*11 700	4210
10 500 mm 35'0"	kg lb			*11 750 *24,450	*11 750 *24,450							*8850 *19,900	*8850 *19,900	6720 21'03"
9000 mm 30'0"	kg lb			*12 150 *26,800	*12 150 *26,800	*11 250 *23,450	*11 250 *23,450					*7850 *17,400	*7850 *17,400	8230 26'07"
7500 mm 25'0"	kg lb	*11 800 *25,850	*11 800 *25,850	*12 750 *27,950	*12 750 *27,950	*12 200 *26,500	*12 200 *26,500	*9500 *17,350	*9500 *17,350			*7350 *16,250	*7350 *16,250	9260 30'01"
6000 mm 20'0"	kg lb	*19 400 *41,250	*19 400 *41,250	*15 100 *32,700	*15 100 *32,700	*12 700 *27,500	*12 700 *27,500	*11 100 *24,150	10 200 21,950			*7150 *15,750	*7150 *15,750	9960 32'06"
4500 mm 15'0"	kg lb			*16 500 *35,650	*16 500 *35,650	*13 350 *28,900	13 100 28,250	*11 350 *24,650	10 000 21,450			*7150 *15,700	*7150 *15,700	10 390 34'0"
3000 mm 10'0"	kg lb			*17 600 *38,100	17 350 37,450	*13 900 *30,150	12 600 27,200	*11 600 *25,100	9700 20,950	*8650 7750		*7300 *16,050	*7300 *16,050	10 600 34'08"
1500 mm 5'0"	kg lb			*17 900 *38,750	16 750 36,100	*14 100 *30,600	12 250 26,350	*11 600 *25,050	9500 20,450	*9000 7650		*7650 *16,850	*7650 *16,700	10 580 34'08"
0 mm 0'0"	kg lb			*17 150 *37,250	16 450 35,450	*13 750 *29,800	12 000 25,850	*11 150 *24,100	9350 20,200			*8250 *18,100	7800 17,150	10 350 33'11"
-1500 mm -5'0"	kg lb	*15 000 *34,650	*15 000 *34,650	*15 550 *33,750	*15 550 *33,750	*12 650 *27,350	11 950 25,750	*10 100 *21,600	9350 20,150			*8200 *18,050	*8200 *18,050	9890 32'04"
-3000 mm -10'0"	kg lb					*10 600 *22,700	*10 600 *22,700					*9600 *21,650	*9600 *21,650	8100 25'10"



ISO 10567:2007



* Indicates that the load is limited by hydraulic lifting capacity rather than tipping load. The above loads are in compliance with hydraulic excavator lift capacity standard ISO 10567:2007. They do not exceed 87% of hydraulic lifting capacity or 75% of tipping load. Weight of all lifting accessories must be deducted from the above lifting capacities. Lifting capacities are based on the machine standing on a firm, uniform supporting surface. The use of a work tool attachment point to handle/lift objects, could affect the machine lift performance.

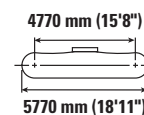
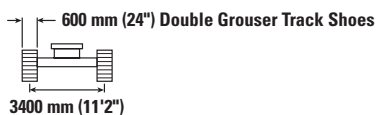
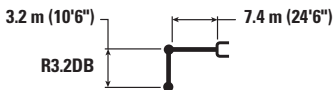
Lift capacity stays with ±5% for all available track shoes.

Always refer to the appropriate Operation and Maintenance Manual for specific product information.

340 UHD Hydraulic Excavator Specifications

Retrofit Boom (straight position) Lift Capacities – without Bucket, Heavy Lift: On

Hydraulic Variable Gauge Undercarriage



Boom Length mm ft/in	Unit	4500 mm/15'0"		6000 mm/20'0"		7500 mm/25'0"		9000 mm/30'0"		10 500 mm/35'0"		mm ft/in		
		kg lb	kg lb	kg lb	kg lb	kg lb	kg lb	kg lb	kg lb	kg lb	kg lb	kg lb	kg lb	
12 000 mm 40'0"	kg lb											*11 700	*11 700	4210
10 500 mm 35'0"	kg lb			*11 750 *24,450	*11 750 *24,450							*8850 *19,900	*8850 *19,900	6720 21'03"
9000 mm 30'0"	kg lb			*12 150 *26,800	*12 150 *26,800	*11 250 *23,450	*11 250 *23,450					*7850 *17,400	*7850 *17,400	8230 26'07"
7500 mm 25'0"	kg lb	*11 800 *25,850	*11 800 *25,850	*12 750 *27,950	*12 750 *27,950	*12 200 *26,500	*12 200 *26,500	*9500 *17,350	*9500 *17,350			*7350 *16,250	*7350 *16,250	9260 30'01"
6000 mm 20'0"	kg lb	*19 400 *41,250	*19 400 *41,250	*15 100 *32,700	*15 100 *32,700	*12 700 *27,500	*12 700 *27,500	*11 100 *24,150	10 250 21,950			*7150 *15,750	*7150 *15,750	9960 32'06"
4500 mm 15'0"	kg lb			*16 500 *35,650	*16 500 *35,650	*13 350 *28,900	13 150 28,300	*11 350 *24,650	10 000 21,500			*7150 *15,700	*7150 *15,700	10 390 34'0"
3000 mm 10'0"	kg lb			*17 600 *38,100	17 400 37,550	*13 900 *30,150	12 650 27,250	*11 600 *25,100	9750 21,000	*8650 7750		*7300 *16,050	*7300 *16,050	10 600 34'08"
1500 mm 5'0"	kg lb			*17 900 *38,750	16 800 36,150	*14 100 *30,600	12 250 26,450	*11 600 *25,050	9500 20,500	*9000 7700		*7650 *16,850	*7650 *16,850	10 580 34'08"
0 mm 0'0"	kg lb			*17 150 *37,250	16 500 35,550	*13 750 *29,800	12 050 25,950	*11 150 *24,100	9400 20,250			*8250 *18,100	7800 17,200	10 350 33'11"
-1500 mm -5'0"	kg lb	*15 000 *34,650	*15 000 *34,650	*15 550 *33,750	*15 550 *33,750	*12 650 *27,350	12 000 25,800	*10 100 *21,600	9350 20,200			*8200 *18,050	*8200 *18,050	9890 32'04"
-3000 mm -10'0"	kg lb					*10 600 *22,700	*10 600 *22,700					*9600 *21,650	9600 *21,650	8100 25'10"



ISO 10567:2007



* Indicates that the load is limited by hydraulic lifting capacity rather than tipping load. The above loads are in compliance with hydraulic excavator lift capacity standard ISO 10567:2007. They do not exceed 87% of hydraulic lifting capacity or 75% of tipping load. Weight of all lifting accessories must be deducted from the above lifting capacities. Lifting capacities are based on the machine standing on a firm, uniform supporting surface. The use of a work tool attachment point to handle/lift objects, could affect the machine lift performance.

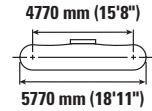
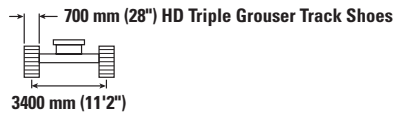
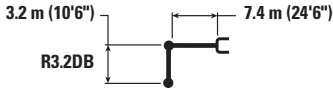
Lift capacity stays with ±5% for all available track shoes.

Always refer to the appropriate Operation and Maintenance Manual for specific product information.

340 UHD Hydraulic Excavator Specifications

Retrofit Boom (straight position) Lift Capacities – without Bucket, Heavy Lift: On

Hydraulic Variable Gauge Undercarriage



Boom Length mm ft/in	Unit	4500 mm/15'0"		6000 mm/20'0"		7500 mm/25'0"		9000 mm/30'0"		10 500 mm/35'0"		mm ft/in		
		kg lb	kg lb	kg lb	kg lb	kg lb	kg lb	kg lb	kg lb	kg lb	kg lb	kg lb	kg lb	
12 000 mm 40'0"	kg lb											*11 700	*11 700	4210
10 500 mm 35'0"	kg lb			*11 750 *24,450	*11 750 *24,450							8850 *19,900	8850 *19,900	6720 21'03"
9000 mm 30'0"	kg lb			*12 150 *26,800	*12 150 *26,800	*11 250 *23,450	*11 250 *23,450					*7850 *17,400	*7850 *17,400	8230 26'07"
7500 mm 25'0"	kg lb	*11 800 *25,850	*11 800 *25,850	*12 750 *27,950	*12 750 *27,950	*12 200 *26,500	*12 200 *26,500	*9500 *17,350	*9500 *17,350			*7350 *16,250	*7350 *16,250	9260 30'01"
6000 mm 20'0"	kg lb	*19 400 *41,250	*19 400 *41,250	*15 100 *32,700	*15 100 *32,700	*12 700 *27,500	*12 700 *27,500	*11 100 *24,150	10300 22,150			*7150 *15,750	*7150 *15,750	9960 32'06"
4500 mm 15'0"	kg lb			*16 500 *35,650	*16 500 *35,650	*13 350 *28,900	13 250 28,500	*11 350 *24,650	10100 21,700			*7150 *15,700	*7150 *15,700	10 390 34'0"
3000 mm 10'0"	kg lb			*17 600 *38,100	17 550 37,850	*13 900 *30,150	12 750 27,500	*11 600 *25,100	9800 21,150	*8650 7850		*7300 *16,050	*7300 *16,050	10 600 34'08"
1500 mm 5'0"	kg lb			*17 900 *38,750	16 900 36,450	*14 100 *30,600	12 350 26,650	*11 600 *25,050	9600 20,700	*9000 7750		*7650 *16,850	*7650 *16,850	10 580 34'08"
0 mm 0'0"	kg lb			*17 150 *37,250	16 650 35,850	*13 750 *29,800	12 150 26,150	*11 150 *24,100	9450 20,400			*8250 *18,100	7900 17,350	10 350 33'11"
-1500 mm -5'0"	kg lb	*15 000 *34,650	*15 000 *34,650	*15 550 *33,750	*15 550 *33,750	*12 650 *27,350	*12 100 26,000	*10 100 *21,600	9450 20,400			*8200 *18,050	*8200 *18,050	9890 32'04"
-3000 mm -10'0"	kg lb					*10 600 *22,700	*10 600 *22,700					*9600 *21,650	*9600 *21,650	8100 25'10"



ISO 10567:2007



* Indicates that the load is limited by hydraulic lifting capacity rather than tipping load. The above loads are in compliance with hydraulic excavator lift capacity standard ISO 10567:2007. They do not exceed 87% of hydraulic lifting capacity or 75% of tipping load. Weight of all lifting accessories must be deducted from the above lifting capacities. Lifting capacities are based on the machine standing on a firm, uniform supporting surface. The use of a work tool attachment point to handle/lift objects, could affect the machine lift performance.

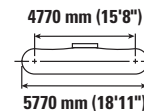
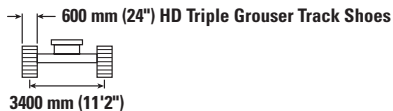
Lift capacity stays with ±5% for all available track shoes.

Always refer to the appropriate Operation and Maintenance Manual for specific product information.

340 UHD Hydraulic Excavator Specifications

Retrofit Boom (bent position) Lift Capacities – without Bucket, Heavy Lift: On

Hydraulic Variable Gauge Undercarriage



		3000 mm/10'0"		4500 mm/15'0"		6000 mm/20'0"		7500 mm/25'0"		9000 mm/30'0"		mm ft/in		
9000 mm 30'0"	kg lb							*7450 *14,450	*7450 *14,450			*5950 *13,150	*5950 *13,150	7880 25'05"
7500 mm 25'0"	kg lb							*9050 *19,900	*9050 *19,900			*5650 *12,400	*5650 *12,400	8950 29'01"
6000 mm 20'0"	kg lb							*9650 *21,000	*9650 *21,000	*8600 *17,550	*8600 *17,550	*5550 *12,200	*5550 *12,200	9670 31'07"
4500 mm 15'0"	kg lb					*12 200 *26,400	*12 200 *26,400	*10 600 *23,050	*10 600 *23,050	*9700 *21,150	*9700 *21,150	*5650 *12,400	*5650 *12,400	10 120 33'01"
3000 mm 10'0"	kg lb			*19 500 *41,900	*19 500 *41,900	*14 350 *30,950	*14 350 *30,950	*11 800 *25,550	*11 800 *25,550	*10 350 *22,500	10 150 21,850	*5850 *12,900	*5850 *12,900	10 330 33'10"
1500 mm 5'0"	kg lb			*22 700 *49,000	*22 700 *49,000	*16 200 *35,050	*16 200 *35,050	*12 900 *27,950	12 850 27,700	*11 000 *23,850	9850 21,250	*6300 *13,800	*6300 *13,800	10 310 33'09"
0 mm 0'0"	kg lb	*8350 *18,900	*8350 *18,900	*21 200 *49,100	*21 200 *49,100	*17 450 *37,750	17 150 36,900	*13 750 *29,750	12 450 26,800	*11 450 *24,800	9650 20,700	*6950 *15,250	*6950 *15,250	10 070 33'0"
-1500 mm -5'0"	kg lb	*13 300 *29,950	*13 300 *29,950	*24 150 *52,400	*24 150 *52,400	*17 850 *38,700	16 800 36,150	*14 050 *30,450	12 200 26,250	*11 500 *24,900	9500 20,450	*8000 *17,650	*8000 *17,650	9590 31'05"
-3000 mm -10'0"	kg lb	*19 200 *43,400	*19 200 *43,400	*23 050 *49,950	*23 050 *49,950	*17 400 *37,650	16 700 35,950	*13 700 *29,550	12 150 26,150			*9850 *21,850	9750 21,550	8840 28'10"
-4500 mm -15'0"	kg lb			*20 600 *44,400	*20 600 *44,400	*15 700 *33,800	*15 700 *33,800	*12 000 *25,350	*12 000 *25,350			*11 450 *25,250	*11 450 *25,250	7710 25'0"



ISO 10567:2007



* Indicates that the load is limited by hydraulic lifting capacity rather than tipping load. The above loads are in compliance with hydraulic excavator lift capacity standard ISO 10567:2007. They do not exceed 87% of hydraulic lifting capacity or 75% of tipping load. Weight of all lifting accessories must be deducted from the above lifting capacities. Lifting capacities are based on the machine standing on a firm, uniform supporting surface. The use of a work tool attachment point to handle/lift objects, could affect the machine lift performance.

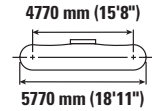
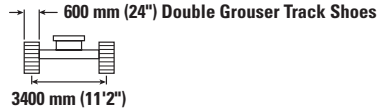
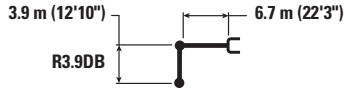
Lift capacity stays with ±5% for all available track shoes.

Always refer to the appropriate Operation and Maintenance Manual for specific product information.

340 UHD Hydraulic Excavator Specifications

Retrofit Boom (bent position) Lift Capacities – without Bucket, Heavy Lift: On

Hydraulic Variable Gauge Undercarriage



		3000 mm/10'0"		4500 mm/15'0"		6000 mm/20'0"		7500 mm/25'0"		9000 mm/30'0"		mm ft/in		
9000 mm 30'0"	kg lb							*7450 *14,450	*7450 *14,450			*5950 *13,150	*5950 *13,150	7880 25'05"
7500 mm 25'0"	kg lb							*9050 *19,900	*9050 *19,900			*5650 *12,400	*5650 *12,400	8950 29'01"
6000 mm 20'0"	kg lb							*9650 *21,000	*9650 *21,000	*8600 *17,550	*8600 *17,550	*5550 *12,200	*5550 *12,200	9670 31'07"
4500 mm 15'0"	kg lb					*12 200 *26,400	*12 200 *26,400	*10 600 *23,050	*10 600 *23,050	*9700 *21,150	*9700 *21,150	*5650 *12,400	*5650 *12,400	10 120 33'01"
3000 mm 10'0"	kg lb			*19 500 *41,900	*19 500 *41,900	*14 350 *30,950	*14 350 *30,950	*11 800 *25,550	*11 800 *25,550	*10 350 *22,500	10 200 21,900	*5850 *12,900	*5850 *12,900	10 330 33'10"
1500 mm 5'0"	kg lb			*22 700 *49,000	*22 700 *49,000	*16 200 *35,050	*16 200 *35,050	*12 900 *27,950	12 900 27,750	*11 000 *23,850	9900 21,300	*6300 *13,800	*6300 *13,800	10 310 33'09"
0 mm 0'0"	kg lb	*8350 *18,900	*8350 *18,900	*21 200 *49,100	*21 200 *49,100	*17 450 *37,750	17 200 37,000	*13 750 *29,750	12 500 26,850	*11 450 *24,800	9650 20,750	*6950 *15,250	*6950 *15,250	10 070 33'0"
-1500 mm -5'0"	kg lb	*13 300 *29,950	*13 300 *29,950	*24 150 *52,400	*24 150 *52,400	*17 850 *38,700	16 850 36,200	*14 050 *30,450	12 250 26,350	*11 500 *24,900	9500 20,500	*8000 *17,650	*8000 *17,650	9590 31'05"
-3000 mm -10'0"	kg lb	*19 200 *43,400	*19 200 *43,400	*23 050 *49,950	*23 050 *49,950	*17 400 *37,650	16 750 36,050	*13 700 *29,550	12 150 26,200			*9850 *21,850	9750 21,600	8840 28'10"
-4500 mm -15'0"	kg lb			*20 600 *44,400	*20 600 *44,400	*15 700 *33,800	*15 700 *33,800	*12 000 *25,350	*12 000 *25,350			*11 450 *25,250	*11 450 *25,250	7710 25'0"



ISO 10567:2007



* Indicates that the load is limited by hydraulic lifting capacity rather than tipping load. The above loads are in compliance with hydraulic excavator lift capacity standard ISO 10567:2007. They do not exceed 87% of hydraulic lifting capacity or 75% of tipping load. Weight of all lifting accessories must be deducted from the above lifting capacities. Lifting capacities are based on the machine standing on a firm, uniform supporting surface. The use of a work tool attachment point to handle/lift objects, could affect the machine lift performance.

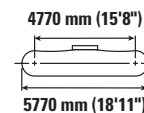
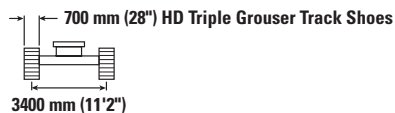
Lift capacity stays with ±5% for all available track shoes.

Always refer to the appropriate Operation and Maintenance Manual for specific product information.

340 UHD Hydraulic Excavator Specifications

Retrofit Boom (bent position) Lift Capacities – without Bucket, Heavy Lift: On

Hydraulic Variable Gauge Undercarriage



		3000 mm/10'0"		4500 mm/15'0"		6000 mm/20'0"		7500 mm/25'0"		9000 mm/30'0"		mm ft/in		
9000 mm 30'0"	kg lb							*7450 *14,450	*7450 *14,450			*5950 *13,150	*5950 *13,150	7880 25'05"
7500 mm 25'0"	kg lb							*9050 *19,900	*9050 *19,900			*5650 *12,400	*5650 *12,400	8950 29'01"
6000 mm 20'0"	kg lb							*9650 *21,000	*9650 *21,000	*8600 *17,550	*8600 *17,550	*5550 *12,200	*5550 *12,200	9670 31'07"
4500 mm 15'0"	kg lb					*12 200 *26,400	*12 200 *26,400	*10 600 *23,050	*10 600 *23,050	*9700 *21,150	*9700 *21,150	*5650 *12,400	*5650 *12,400	10 120 33'01"
3000 mm 10'0"	kg lb			*19 500 *41,900	*19 500 *41,900	*14 350 *30,950	*14 350 *30,950	*11 800 *25,550	*11 800 *25,550	*10 350 *22,500	10 250 22,100	*5850 *12,900	*5850 *12,900	10 330 33'10"
1500 mm 5'0"	kg lb			*22 700 *49,000	*22 700 *49,000	*16 200 *35,050	*16 200 *35,050	*12 900 *27,950	*12 900 *27,950	*11 000 *23,850	9950 21,450	*6300 *13,800	*6300 *13,800	10 310 33'09"
0 mm 0'0"	kg lb	*8350 *18,900	*8350 *18,900	*21 200 *49,100	*21 200 *49,100	*17 450 *37,750	17 300 37,250	*13 750 *29,750	12 600 27,100	*11 450 *24,800	9750 20,950	*6950 *15,250	*6950 *15,250	10 070 33'0"
-1500 mm -5'0"	kg lb	*13 300 *29,950	*13 300 *29,950	*24 150 *52,400	*24 150 *52,400	*17 850 *38,700	16 950 36,500	*14 050 *30,450	12 350 26,550	*11 500 *24,900	9600 20,650	*8000 *17,650	*8000 *17,650	9590 31'05"
-3000 mm -10'0"	kg lb	*19 200 *43,400	*19 200 *43,400	*23 050 *49,950	*23 050 *49,950	*17 400 *37,650	16 900 36,350	*13 700 *29,550	12 250 26,400			*9850 *21,850	*9850 *21,800	8840 28'10"
-4500 mm -15'0"	kg lb			*20 600 *44,400	*20 600 *44,400	*15 700 *33,800	*15 700 *33,800	*12 000 *25,350	*12 000 *25,350			*11 450 *25,250	*11 450 *25,250	7710 25'0"



ISO 10567:2007



* Indicates that the load is limited by hydraulic lifting capacity rather than tipping load. The above loads are in compliance with hydraulic excavator lift capacity standard ISO 10567:2007. They do not exceed 87% of hydraulic lifting capacity or 75% of tipping load. Weight of all lifting accessories must be deducted from the above lifting capacities. Lifting capacities are based on the machine standing on a firm, uniform supporting surface. The use of a work tool attachment point to handle/lift objects, could affect the machine lift performance.

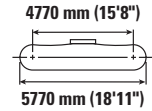
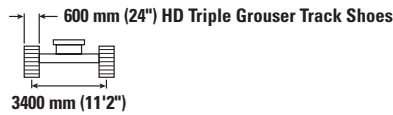
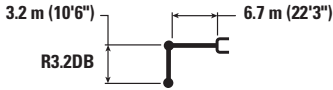
Lift capacity stays with ±5% for all available track shoes.

Always refer to the appropriate Operation and Maintenance Manual for specific product information.

340 UHD Hydraulic Excavator Specifications

Retrofit Boom (bent position) Lift Capacities – without Bucket, Heavy Lift: On

Hydraulic Variable Gauge Undercarriage



		3000 mm/10'0"		4500 mm/15'0"		6000 mm/20'0"		7500 mm/25'0"		9000 mm/30'0"		mm ft/in		
9000 mm 30'0"	kg lb											*7600 *16,900	*7600 *16,900	6950 22'03"
7500 mm 25'0"	kg lb							*10 150 *21,450	*10 150 *21,450			*7200 *15,900	*7200 *15,900	8150 26'05"
6000 mm 20'0"	kg lb					*11 650 *25,250	*11 650 *25,250	*10 600 *23,100	*10 600 *23,100			*7150 *15,700	*7150 *15,700	8930 29'01"
4500 mm 15'0"	kg lb			*17 450 *37,400	*17 450 *37,400	*13 450 *29,100	*13 450 *29,100	*11 500 *24,950	*11 500 *24,950	*10 450 *20,950	10 350 *20,950	*7300 *16,000	*7300 *16,000	9420 30'09"
3000 mm 10'0"	kg lb			*21 550 *46,300	*21 550 *46,300	*15 450 *33,400	*15 450 *33,400	*12 550 *27,250	*12 550 *27,250	*10 950 *23,850	10 100 21,750	*7650 *16,800	*7650 *16,800	9640 31'07"
1500 mm 5'0"	kg lb			*18 050 *42,950	*18 050 *42,950	*17 100 *36,900	*17 100 *36,900	*13 550 *29,300	12 800 27,550	*11 450 *24,900	9850 21,200	*8300 *18,200	*8300 *18,200	9630 31'06"
0 mm 0'0"	kg lb			*20 500 *47,450	*20 500 *47,450	*17 950 *38,850	17 100 36,850	*14 150 *30,600	12 450 26,850	*11 700 *25,400	9650 20,850	*9350 *20,550	9150 20,150	9370 30'08"
-1500 mm -5'0"	kg lb	*14 700 *33,150	*14 700 *33,150	*23 850 *51,800	*23 850 *51,800	*17 950 *38,900	16 900 36,350	*14 150 *30,650	12 300 26,500			*11 100 *24,500	9850 21,700	8850 28'11"
-3000 mm -10'0"	kg lb	*22 750 *51,400	*22 750 *51,400	*22 150 *47,950	*22 150 *47,950	*17 000 *36,700	16 950 36,450	*13 300 *28,550	12 350 26,600			*12 100 *26,650	11 300 25,000	8020 26'02"
-4500 mm -15'0"	kg lb					*14 400 *30,750	*14 400 *30,750					*12 300 *27,300	*12 300 *27,300	6760 21'09"



ISO 10567:2007



* Indicates that the load is limited by hydraulic lifting capacity rather than tipping load. The above loads are in compliance with hydraulic excavator lift capacity standard ISO 10567:2007. They do not exceed 87% of hydraulic lifting capacity or 75% of tipping load. Weight of all lifting accessories must be deducted from the above lifting capacities. Lifting capacities are based on the machine standing on a firm, uniform supporting surface. The use of a work tool attachment point to handle/lift objects, could affect the machine lift performance.

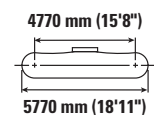
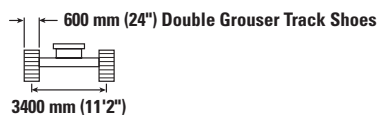
Lift capacity stays with ±5% for all available track shoes.

Always refer to the appropriate Operation and Maintenance Manual for specific product information.

340 UHD Hydraulic Excavator Specifications

Retrofit Boom (bent position) Lift Capacities – without Bucket, Heavy Lift: On

Hydraulic Variable Gauge Undercarriage



		3000 mm/10'0"		4500 mm/15'0"		6000 mm/20'0"		7500 mm/25'0"		9000 mm/30'0"		mm ft/in		
9000 mm 30'0"	kg lb											*7600 *16,900	*7600 *16,900	6950 22'03"
7500 mm 25'0"	kg lb							*10 150 *21,450	*10 150 *21,450			*7200 *15,900	*7200 *15,900	8150 26'05"
6000 mm 20'0"	kg lb					*11 650 *25,250	*11 650 *25,250	*10 600 *23,100	*10 600 *23,100			*7150 *15,700	*7150 *15,700	8930 29'01"
4500 mm 15'0"	kg lb			*17 450 *37,400	*17 450 *37,400	*13 450 *29,100	*13 450 *29,100	*11 500 *24,950	*11 500 *24,950	*10 450 *20,950	10 350 *20,950	*7300 *16,000	*7300 *16,000	9420 30'09"
3000 mm 10'0"	kg lb			*21 550 *46,300	*21 550 *46,300	*15 450 *33,400	*15 450 *33,400	*12 550 *27,250	*12 550 *27,250	*10 950 *23,850	10 150 21,800	*7650 *16,800	*7650 *16,800	9640 31'07"
1500 mm 5'0"	kg lb			*18 050 *42,950	*18 050 *42,950	*17 100 *36,900	*17 100 *36,900	*13 550 *29,300	12 800 27,600	*11 450 *24,900	9900 21,250	*8300 *18,200	*8300 *18,200	9630 31'06"
0 mm 0'0"	kg lb			*20 500 *47,450	*20 500 *47,450	*17 950 *38,850	17 150 *36,900	*14 150 *30,600	12 500 26,900	*11 700 *25,400	9700 20,900	*9350 *20,550	9150 20,200	9370 30'08"
-1500 mm -5'0"	kg lb	*14 700 *33,150	*14 700 *33,150	*23 850 *51,800	*23 850 *51,800	*17 950 *38,900	16 950 36,450	*14 150 *30,650	12 300 26,550			*11 100 *24,500	9850 21,750	8850 28'11"
-3000 mm -10'0"	kg lb	*22 750 *51,400	*22 750 *51,400	*22 150 *47,950	*22 150 *47,950	*17 000 *36,700	16 950 36,500	*13 300 *28,550	12 350 26,650			*12 100 *26,650	11 300 25,050	8020 26'02"
-4500 mm -15'0"	kg lb					*14 400 *30,750	*14 400 *30,750					*12 300 *27,300	*12 300 *27,300	6760 21'09"



ISO 10567:2007



* Indicates that the load is limited by hydraulic lifting capacity rather than tipping load. The above loads are in compliance with hydraulic excavator lift capacity standard ISO 10567:2007. They do not exceed 87% of hydraulic lifting capacity or 75% of tipping load. Weight of all lifting accessories must be deducted from the above lifting capacities. Lifting capacities are based on the machine standing on a firm, uniform supporting surface. The use of a work tool attachment point to handle/lift objects, could affect the machine lift performance.

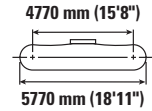
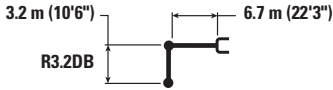
Lift capacity stays with ±5% for all available track shoes.

Always refer to the appropriate Operation and Maintenance Manual for specific product information.

340 UHD Hydraulic Excavator Specifications

Retrofit Boom (bent position) Lift Capacities – without Bucket, Heavy Lift: On

Hydraulic Variable Gauge Undercarriage



		3000 mm/10'0"		4500 mm/15'0"		6000 mm/20'0"		7500 mm/25'0"		9000 mm/30'0"				mm ft/in
9000 mm 30'0"	kg lb											*7600 *16,900	*7600 *16,900	6950 22'03"
7500 mm 25'0"	kg lb							*10 150 *21,450	*10 150 *21,450			*7200 *15,900	*7200 *15,900	8150 26'05"
6000 mm 20'0"	kg lb					*11 650 *25,250	*11 650 *25,250	*10 600 *23,100	*10 600 *23,100			*7150 *15,700	*7150 *15,700	8930 29'01"
4500 mm 15'0"	kg lb			*17 450 *37,400	*17 450 *37,400	*13 450 *29,100	*13 450 *29,100	*11 500 *24,950	*11 500 *24,950	*10 450 *20,950	*10 450 *20,950	*7300 *16,000	*7300 *16,000	9420 30'09"
3000 mm 10'0"	kg lb			*21 550 *46,300	*21 550 *46,300	*15 450 *33,400	*15 450 *33,400	*12 550 *27,250	*12 550 *27,250	*10 950 *23,850	10200 21,950	*7650 *16,800	*7650 *16,800	9640 31'07"
1500 mm 5'0"	kg lb			*18 050 *42,950	*18 050 *42,950	*17 100 *36,900	*17 100 *36,900	*13 550 *29,300	12 900 27,850	*11 450 *24,900	9950 21,450	*8300 *18,200	*8300 *18,200	9630 31'06"
0 mm 0'0"	kg lb			*20 500 *47,450	*20 500 *47,450	*17 950 *38,850	17 300 37,200	*14 150 *30,600	12 600 27,100	*11 700 *25,400	9750 21,050	*9350 *20,550	9250 20,350	9370 30'08"
-1500 mm -5'0"	kg lb	*14 700 *33,150	*14 700 *33,150	*23 850 *51,800	*23 850 *51,800	*17 950 *38,900	17 050 36,750	*14 150 *30,650	12 400 26,750			*11 100 *24,500	9950 21,900	8850 28'11"
-3000 mm -10'0"	kg lb	*22 750 *51,400	*22 750 *51,400	*22 150 *47,950	*22 150 *47,950	*17 000 *36,700	*17 000 *36,700	*13 300 *28,550	12 450 26,850			*12 100 *26,650	11 400 25,250	8020 26'02"
-4500 mm -15'0"	kg lb					*14 400 *30,750	*14 400 *30,750					*12 300 *27,300	*12 300 *27,300	6760 21'09"



ISO 10567:2007



* Indicates that the load is limited by hydraulic lifting capacity rather than tipping load. The above loads are in compliance with hydraulic excavator lift capacity standard ISO 10567:2007. They do not exceed 87% of hydraulic lifting capacity or 75% of tipping load. Weight of all lifting accessories must be deducted from the above lifting capacities. Lifting capacities are based on the machine standing on a firm, uniform supporting surface. The use of a work tool attachment point to handle/lift objects, could affect the machine lift performance.

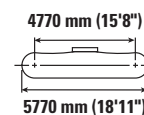
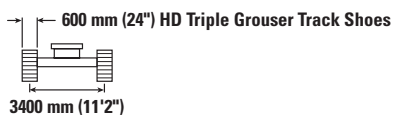
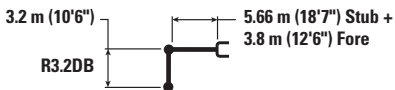
Lift capacity stays with ±5% for all available track shoes.

Always refer to the appropriate Operation and Maintenance Manual for specific product information.

340 UHD Hydraulic Excavator Specifications

Two-Piece Boom – Lift Capacities – without Bucket, Heavy Lift: On

Hydraulic Variable Gauge Undercarriage



Boom Length	Unit	3000 mm/10'0"		4500 mm/15'0"		6000 mm/20'0"		7500 mm/25'0"		9000 mm/30'0"		10 500 mm/35'0"		12 000 mm/40'0"		mm ft/in			
		kg	lb	kg	lb	kg	lb	kg	lb	kg	lb	kg	lb	kg	lb	kg	lb	mm	ft/in
12 000 mm 40'0"	kg lb																*8150 *18,250	*8150 *18,250	7370 23'03"
10 500 mm 35'0"	kg lb							*8150 *17,300	*8150 *17,300	*7550 *16,600	*7550 *16,600						*7500 *16,600	*7500 *16,600	9030 29'01"
9000 mm 30'0"	kg lb							*7950 *17,050	*7950 *17,050	*6800 *15,300	*6800 *15,300						*7150 *15,850	*7150 *15,850	10 200 33'01"
7500 mm 25'0"	kg lb			*15 250 *33,150	*15 250 *33,150	*10 900 *23,500	*10 900 *23,500	*7400 *15,850	*7400 *15,850	*5900 *13,400	*5900 *13,400	*6800 *15,150	*6800 *15,150				*6800 *14,950	*6800 *14,950	11 050 36'0"
6000 mm 20'0"	kg lb			*14 750 *32,100	*14 750 *32,100	*9600 *20,750	*9600 *20,750	*6600 *14,200	*6600 *14,200	*5850 *12,650	*5850 *12,650	*6500 *14,500	*6500 *14,500				*6600 *14,550	6400 14,200	11 640 38'0"
4500 mm 15'0"	kg lb			*14 950 *30,300	*14 950 *30,300	*10 700 *22,550	*10 700 *22,550	*7800 *16,700	*7800 *16,700	*6450 *13,950	*6450 *13,950	*6500 *14,450	*6500 *14,450	*6550	5950		*6550 *14,450	5950 13,050	12 010 39'04"
3000 mm 10'0"	kg lb					*9700 *21,600	*9700 *21,600	*9800 *20,850	*9800 *20,850	*7450 *15,950	*7450 *15,950	*6850 *15,150	*6850 *15,150	*6800	5800		*6650 *14,650	5650 12,400	12 190 39'11"
1500 mm 5'0"	kg lb					*8700 *19,350	*8700 *19,350	*11 550 *25,000	10 700 23,150	*8750 *18,700	8450 18,250	*7600 *16,700	6850 14,750	*7050	5650		*6900 *15,200	5500 12,150	12 170 39'11"
0 mm 0'0"	kg lb			*11 400 *23,900	*11 400 *23,900	*8600 *18,850	*8600 *18,850	*12 100 *26,200	10 450 22,550	*10 000 *21,700	8200 17,700	*8450 *18,250	6650 14,350				*7150 *15,750	5550 12,250	11 970 39'03"
-1500 mm -5'0"	kg lb			*10 150 *22,150	*10 150 *22,150	*13 300 *29,100	*13 300 *29,100	*11 550 *25,000	10 350 22,300	*9650 *20,900	8100 17,400	*8100 *17,500	6600 14,200				*7050 *15,500	5800 12,800	11 570 37'11"
-3000 mm -10'0"	kg lb	*19 300 *42,600	*19 300 *42,600	*15 650 *33,800	*15 650 *33,800	*12 100 *26,400	*12 100 *26,400	*10 600 *22,950	10 400 22,450	*8950 *19,350	8100 17,450	*7400 *15,750	6600 14,250				*6850 *15,050	6300 13,850	10 960 35'10"
-4500 mm -15'0"	kg lb		*54,600	*15 800 *34,200	*15 800 *34,200	*11 300 *24,400	*11 300 *24,400	*9200 *19,850	*9200 *19,850	*7700 *16,450	*7700 *16,450						*6400 *14,050	*6400 *14,050	10 070 32'10"
-6000 mm -20'0"	kg lb			*16 200 *35,900	*16 200 *35,900	*11 650 *25,250	*11 650 *25,250										*9200 *20,500	*9200 *20,500	7400 23'0"



ISO 10567:2007



* Indicates that the load is limited by hydraulic lifting capacity rather than tipping load. The above loads are in compliance with hydraulic excavator lift capacity standard ISO 10567:2007. They do not exceed 87% of hydraulic lifting capacity or 75% of tipping load. Weight of all lifting accessories must be deducted from the above lifting capacities. Lifting capacities are based on the machine standing on a firm, uniform supporting surface. The use of a work tool attachment point to handle/lift objects, could affect the machine lift performance.

Lift capacity stays with ±5% for all available track shoes.

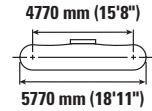
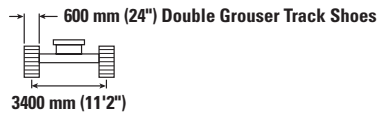
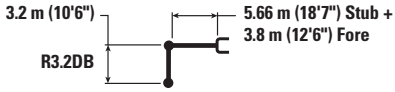
Always refer to the appropriate Operation and Maintenance Manual for specific product information.

VA-cylinder is flexible.

340 UHD Hydraulic Excavator Specifications

Two-Piece Boom – Lift Capacities – without Bucket, Heavy Lift: On

Hydraulic Variable Gauge Undercarriage



		3000 mm/10'0"		4500 mm/15'0"		6000 mm/20'0"		7500 mm/25'0"		9000 mm/30'0"		10 500 mm/35'0"		12 000 mm/40'0"		mm ft/in		
12 000 mm 40'0"	kg lb															*8150 *18,250	*8150 *18,250	7370 23'03"
10 500 mm 35'0"	kg lb							*8150 *17,300	*8150 *17,300	*7550 *17,300	*7550 *17,300					*7500 *16,600	*7500 *16,600	9030 29'01"
9000 mm 30'0"	kg lb							*7950 *17,050	*7950 *17,050	*6800 *15,300	*6800 *15,300					*7150 *15,850	*7150 *15,850	10 200 33'01"
7500 mm 25'0"	kg lb			*15 250 *33,150	*15 250 *33,150	*10 900 *23,500	*10 900 *23,500	*7400 *15,850	*7400 *15,850	*5900 *13,400	*5900 *13,400	*6800 *15,150	*6800 *15,150			*6800 *14,950	*6800 *14,950	11 050 36'0"
6000 mm 20'0"	kg lb			*14 750 *32,100	*14 750 *32,100	*9600 *20,750	*9600 *20,750	*6600 *14,200	*6600 *14,200	*5850 *12,650	*5850 *12,650	*6500 *14,500	*6500 *14,500			*6600 *14,550	6450 14,250	11 640 38'0"
4500 mm 15'0"	kg lb			*14 950 *30,300	*14 950 *30,300	*10 700 *22,550	*10 700 *22,550	*7800 *16,700	*7800 *16,700	*6450 *13,950	*6450 *13,950	*6500 *14,450	*6500 *14,450	*6550	5950	*6550 *14,450	5950 13,100	12 010 39'04"
3000 mm 10'0"	kg lb					*9700 *21,600	*9700 *21,600	*9800 *20,850	*9800 *20,850	*7450 *15,950	*7450 *15,950	*6850 *15,150	*6850 *15,150	*6800	5800	*6650 *14,650	5650 12,450	12 190 39'11"
1500 mm 5'0"	kg lb					*8700 *19,350	*8700 *19,350	*11 550 *25,000	10 750 23,200	*8750 *18,700	8500 18,300	*7600 *16,700	6850 14,800	*7050	5650	*6900 *15,200	5550 12,200	12 170 39'11"
0 mm 0'0"	kg lb			*11 400 *23,900	*11 400 *23,900	*8600 *18,850	*8600 *18,850	*12 100 *26,200	10 500 22,600	*10 000 *21,700	8250 17,750	*8450 *18,250	6700 14,400			*7150 *15,750	5600 12,300	11 970 39'03"
-1500 mm -5'0"	kg lb			*10 150 *22,150	*10 150 *22,150	*13 300 *29,100	*13 300 *29,100	*11 550 *25,000	10 400 22,400	*9650 *20,900	8100 17,450	*8100 *17,500	6600 14,250			*7050 *15,500	5800 12,800	11 570 37'11"
-3000 mm -10'0"	kg lb	*19 300 *42,600	*19 300 *42,600	*15 650 *33,800	*15 650 *33,800	*12 100 *26,400	*12 100 *26,400	*10 600 *22,950	10 450 22,500	*8950 *19,350	8100 17,500	*7400 *15,750	6650 14,300			*6850 *15,050	6300 13,900	10 960 35'10"
-4500 mm -15'0"	kg lb			*15 800 *54,600	*15 800 *54,600	*11 300 *34,200	*11 300 *34,200	*9200 *24,400	*9200 *24,400	*7700 *19,850	*7700 *19,850					*6400 *14,050	*6400 *14,050	10 070 32'10"
-6000 mm -20'0"	kg lb			*16 200	*16 200	*11 650 *25,250	*11 650 *25,250									*9200 *21,500	*9200 *21,500	7400 23'0"



ISO 10567:2007



* Indicates that the load is limited by hydraulic lifting capacity rather than tipping load. The above loads are in compliance with hydraulic excavator lift capacity standard ISO 10567:2007. They do not exceed 87% of hydraulic lifting capacity or 75% of tipping load. Weight of all lifting accessories must be deducted from the above lifting capacities. Lifting capacities are based on the machine standing on a firm, uniform supporting surface. The use of a work tool attachment point to handle/lift objects, could affect the machine lift performance.

Lift capacity stays with ±5% for all available track shoes.

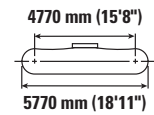
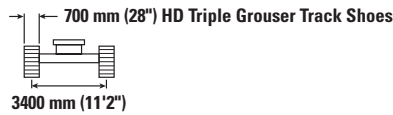
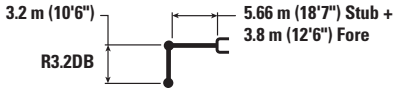
Always refer to the appropriate Operation and Maintenance Manual for specific product information.

VA-cylinder is flexible.

340 UHD Hydraulic Excavator Specifications

Two-Piece Boom – Lift Capacities – without Bucket, Heavy Lift: On

Hydraulic Variable Gauge Undercarriage



		3000 mm/10'0"		4500 mm/15'0"		6000 mm/20'0"		7500 mm/25'0"		9000 mm/30'0"		10 500 mm/35'0"		12 000 mm/40'0"		mm ft/in		
12 000 mm 40'0"	kg lb															*8150 *18,250	*8150 *18,250	7370 23'03"
10 500 mm 35'0"	kg lb							*8150 *17,300	*8150 *17,300	*7550 *17,300	*7550 *17,300					*7500 *16,600	*7500 *16,600	9030 29'01"
9000 mm 30'0"	kg lb							*7950 *17,050	*7950 *17,050	*6800 *15,300	*6800 *15,300					*7150 *15,850	*7150 *15,850	10 200 33'01"
7500 mm 25'0"	kg lb			*15 250 *33,150	*15 250 *33,150	*10 900 *23,500	*10 900 *23,500	*7400 *15,850	*7400 *15,850	*5900 *13,400	*5900 *13,400	*6800 *15,150	*6800 *15,150			*6800 *14,950	*6800 *14,950	11 050 36'0"
6000 mm 20'0"	kg lb			*14 750 *32,100	*14 750 *32,100	*9600 *20,750	*9600 *20,750	*6600 *14,200	*6600 *14,200	*5850 *12,650	*5850 *12,650	*6500 *14,500	*6500 *14,500			*6600 *14,550	6450 14,250	11 640 38'0"
4500 mm 15'0"	kg lb			*14 950 *30,300	*14 950 *30,300	*10 700 *22,550	*10 700 *22,550	*7800 *16,700	*7800 *16,700	*6450 *13,950	*6450 *13,950	*6500 *14,450	*6500 *14,450	*6550	5950	*6550 *14,450	5950 13,100	12 010 39'04"
3000 mm 10'0"	kg lb					*9700 *21,600	*9700 *21,600	*9800 *20,850	*9800 *20,850	*7450 *15,950	*7450 *15,950	*6850 *15,150	*6850 *15,150	*6800	5800	*6650 *14,650	5650 12,450	12 190 39'11"
1500 mm 5'0"	kg lb					*8700 *19,350	*8700 *19,350	*11 550 *25,000	10 750 23,200	*8750 *18,700	8500 18,300	*7600 *16,700	6850 14,800	*7050	5650	*6900 *15,200	5550 12,200	12 170 39'11"
0 mm 0'0"	kg lb			*11 400 *23,900	*11 400 *23,900	*8600 *18,850	*8600 *18,850	*12 100 *26,200	10 500 22,600	*10 000 *21,700	8250 17,750	*8450 *18,250	6700 14,400			*7150 *15,750	5600 12,300	11 970 39'03"
-1500 mm -5'0"	kg lb			*10 150 *22,150	*10 150 *22,150	*13 300 *29,100	*13 300 *29,100	*11 550 *25,000	10 400 22,400	*9650 *20,900	8100 17,450	*8100 *17,500	6600 14,250			*7050 *15,500	5800 12,800	11 570 37'11"
-3000 mm -10'0"	kg lb	*19 300 *42,600	*19 300 *42,600	*15 650 *33,800	*15 650 *33,800	*12 100 *26,400	*12 100 *26,400	*10 600 *22,950	10 450 22,500	*8950 *19,350	8100 17,500	*7400 *15,750	6650 14,300			*6850 *15,050	6300 13,900	10 960 35'10"
-4500 mm -15'0"	kg lb			*15 800 *34,200	*15 800 *34,200	*11 300 *24,400	*11 300 *24,400	*9200 *19,850	*9200 *19,850	*7700 *16,450	*7700 *16,450					*6400 *14,050	*6400 *14,050	10 070 32'10"
-6000 mm -20'0"	kg lb			*16 200	*16 200	*11 650 *25,250	*11 650 *25,250									*9200 *21,500	*9200 *21,500	7400 23'0"



ISO 10567:2007



* Indicates that the load is limited by hydraulic lifting capacity rather than tipping load. The above loads are in compliance with hydraulic excavator lift capacity standard ISO 10567:2007. They do not exceed 87% of hydraulic lifting capacity or 75% of tipping load. Weight of all lifting accessories must be deducted from the above lifting capacities. Lifting capacities are based on the machine standing on a firm, uniform supporting surface. The use of a work tool attachment point to handle/lift objects, could affect the machine lift performance.

Lift capacity stays with ±5% for all available track shoes.

Always refer to the appropriate Operation and Maintenance Manual for specific product information.

VA-cylinder is flexible.

340 UHD Hydraulic Excavator Specifications

Bucket Specifications and Compatibility – Africa, Middle East, Eurasia

	Linkage	Width		Capacity		Weight		Fill %	Hydraulic Variable Gauge				
		mm	in	m ³	yd ³	kg	lb		Retrofit (straight position)		Retrofit (bent position)		Two-Piece
									R3.9 (12'10")	R3.2 (10'6")	R3.9 (12'10")	R3.2 (10'6")	R3.2 (10'6")
Pin-On (No Quick Coupler)													
GENERAL DUTY	DB	1350	53	1.64	2.14	1181	2,604	100	●	●	●	●	●
	DB	1500	60	1.88	2.44	1286	2,834	100	●	●	●	●	●
	DB	1650	65	2.12	2.77	1361	3,000	100	●	●	●	●	⊙
	DB	1800	71	2.36	3.09	1465	3,231	100	⊙	●	●	●	⊙
HEAVY DUTY	DB	1350	54	1.64	2.14	1450	3,196	100	●	●	●	●	●
	DB	1500	60	1.88	2.46	1545	3,408	100	●	●	●	●	●
	DB	1650	66	2.12	2.77	1677	3,697	100	●	●	●	●	⊙
	DB	1800	72	2.36	3.08	1774	3,911	100	⊙	●	●	●	⊖
SEVERE DUTY	DB	1650	66	2.15	2.81	1802	3,972	90	●	●	●	●	⊙
Maximum load with pin-on (payload + bucket)								kg	6042	7975	6607	9264	5538
								lb	13,320	17,582	14,566	20,424	12,209
With Cat Pin Grabber Coupler													
GENERAL DUTY	DB	1350	53	1.64	2.14	1181	2,604	100	●	●	●	●	●
	DB	1500	60	1.88	2.44	1286	2,834	100	●	●	●	●	⊙
	DB	1650	65	2.12	2.77	1361	3,000	100	⊙	●	●	●	⊖
	DB	1800	71	2.36	3.09	1465	3,231	100	⊖	●	⊙	●	⊖
HEAVY DUTY	DB	1350	54	1.64	2.14	1450	3,196	100	●	●	●	●	●
	DB	1500	60	1.88	2.46	1545	3,408	100	●	●	●	●	⊙
	DB	1650	66	2.12	2.77	1677	3,697	100	⊙	●	●	●	⊖
	DB	1800	72	2.36	3.08	1774	3,911	100	⊖	●	⊙	●	○
SEVERE DUTY	DB	1650	66	2.15	2.81	1802	3,972	90	⊙	●	●	●	⊖
Maximum load with coupler (payload + bucket)								kg	5344	7277	5909	8566	4840
								lb	11,782	16,044	13,028	18,885	10,671

The above loads are in compliance with hydraulic excavator standard EN474-5:2006 + A3:2013, they do not exceed 87% of hydraulic lifting capacity or 75% of tipping capacity with front linkage fully extended at ground line with bucket curled. Capacity based on ISO 7451:2007.

Maximum Material Density:

- 2100 kg/m³ (3,500 lb/yd³)
- ⊙ 1800 kg/m³ (3,000 lb/yd³)
- ⊖ 1500 kg/m³ (2,500 lb/yd³)
- 1200 kg/m³ (2,000 lb/yd³)

Caterpillar recommends using appropriate work tools to maximize the value customers receive from our products. Use of work tools, including buckets, which are outside of Caterpillar's recommendations or specifications for weight, dimensions, flows, pressures, etc. may result in less-than-optimal performance, including but not limited to reductions in production, stability, reliability, and component durability. Improper use of a work tool resulting in sweeping, prying, twisting and/or catching of heavy loads will reduce the life of the boom and stick.

340 UHD Hydraulic Excavator Specifications

Bucket Specifications and Compatibility – Southeast Asia

	Linkage	Width		Capacity		Weight		Fill %	Hydraulic Variable Gauge				
		mm	in	m ³	yd ³	kg	lb		Retrofit (straight position)		Retrofit (bent position)		Two-Piece R3.2 (10'6")
									R3.9 (12'10")	R3.2 (10'6")	R3.9 (12'10")	R3.2 (10'6")	
Pin-On (No Quick Coupler)													
GENERAL DUTY	DB	1350	53	1.64	2.14	1181	2,604	100	●	●	●	●	●
	DB	1500	60	1.87	2.44	1321	2,911	100	●	●	●	●	●
	DB	1500	60	1.88	2.46	1630	3,593	100	●	●	●	●	●
	DB	1650	66	2.12	2.77	1762	3,884	100	●	●	●	●	⊙
HEAVY DUTY	DB	1400	55	1.64	2.14	1510	3,329	100	●	●	●	●	●
	DB	1500	61	1.88	2.46	1620	3,571	100	●	●	●	●	●
	DB	1650	67	2.12	2.77	1718	3,787	100	●	●	●	●	⊙
	DB	1200	48	1.40	1.83	1478	3,258	90	●	●	●	●	●
	DB	1350	54	1.64	2.14	1581	3,485	90	●	●	●	●	●
SEVERE DUTY SPADE	DB	1550	61	1.90	2.48	1864	4,109	90	●	●	●	●	●
SEVERE DUTY	DB	1400	56	1.64	2.14	1720	3,791	90	●	●	●	●	●
	DB	1700	67	2.12	2.77	2004	4,417	90	●	●	●	●	⊙
Maximum load with pin-on (payload + bucket)								kg	6042	7975	6607	9264	5538
								lb	13,320	17,582	14,566	20,424	12,209
With Cat Pin Grabber Coupler													
GENERAL DUTY	DB	1350	53	1.64	2.14	1181	2,604	100	●	●	●	●	●
	DB	1500	60	1.87	2.44	1321	2,911	100	●	●	●	●	⊙
	DB	1500	60	1.88	2.46	1630	3,593	100	⊙	●	●	●	⊖
	DB	1650	66	2.12	2.77	1762	3,884	100	⊖	●	⊙	●	⊖
HEAVY DUTY	DB	1400	55	1.64	2.14	1510	3,329	100	●	●	●	●	●
	DB	1500	61	1.88	2.46	1620	3,571	100	⊙	●	●	●	⊙
	DB	1650	67	2.12	2.77	1718	3,787	100	⊙	●	⊙	●	⊖
	DB	1200	48	1.40	1.83	1478	3,258	90	●	●	●	●	●
	DB	1350	54	1.64	2.14	1581	3,485	90	●	●	●	●	●
SEVERE DUTY SPADE	DB	1550	61	1.90	2.48	1864	4,109	90	●	●	●	●	⊙
SEVERE DUTY	DB	1400	56	1.64	2.14	1720	3,791	90	●	●	●	●	●
	DB	1700	67	2.12	2.77	2004	4,417	90	⊙	●	●	●	⊖
Maximum load with coupler (payload + bucket)								kg	5344	7277	5909	8566	4840
								lb	11,782	16,044	13,028	18,885	10,671

The above loads are in compliance with hydraulic excavator standard EN474-5:2006 + A3:2013, they do not exceed 87% of hydraulic lifting capacity or 75% of tipping capacity with front linkage fully extended at ground line with bucket curled. Capacity based on ISO 7451:2007.

Maximum Material Density:

- 2100 kg/m³ (3,500 lb/yd³)
- ⊙ 1800 kg/m³ (3,000 lb/yd³)
- ⊖ 1500 kg/m³ (2,500 lb/yd³)

Caterpillar recommends using appropriate work tools to maximize the value customers receive from our products. Use of work tools, including buckets, which are outside of Caterpillar's recommendations or specifications for weight, dimensions, flows, pressures, etc. may result in less-than-optimal performance, including but not limited to reductions in production, stability, reliability, and component durability. Improper use of a work tool resulting in sweeping, prying, twisting and/or catching of heavy loads will reduce the life of the boom and stick.

340 UHD Hydraulic Excavator Specifications

Attachments Offering Guide – Africa, Middle East, Eurasia

Not all Attachments are available in all regions. Consult your Cat dealer for configurations available in your region.

Match

No Match

PIN-ON ATTACHMENTS

Undercarriage		Hydraulic Variable Gauge						
Boom Type		Retrofit (straight position)		Retrofit (bent position)		UHD 25 m (82'0")	UHD 22 m (72'2")	Two-Piece
		R3.9 (12'10")	R3.2 (10'6")	R3.9 (12'10")	R3.2 (10'6")	UHD 7.1 m (23'4")	UHD 7.1 m (23'4")	R3.2 (10'6")
Hydraulic Hammers	H140 GC	✓	✓	✓	✓			✓
	H140 GC-Side Mount	✓	✓	✓	✓			✓
	H140 GC S	✓	✓	✓	✓			✓
	H140 S	✓	✓	✓	✓			✓
	H160 GC	✓	✓	✓	✓			✓
	H160 GC-Side Mount	✓	✓	✓	✓			✓
	H160 GC S	✓	✓	✓	✓			✓
	H160 S	✓	✓	✓	✓			✓
	H180 GC	✓	✓	✓	✓			✓
	H180 GC-Side Mount	✓		✓				✓
	H180 GC S	✓	✓	✓	✓			✓
	H180 S	✓	✓	✓	✓			✓
	Multi-Processors	MP318 Concrete Cutter Jaw					✓	✓
MP318 Demolition Jaw						✓	✓	
MP318 Pulverizer Jaw						✓	✓	
MP318 Shear Jaw						✓	✓	
MP318 Universal Jaw						✓	✓	
MP324 Concrete Cutter Jaw						✓	✓	
MP324 Demolition Jaw						✓	✓	
MP324 Pulverizer Jaw						✓	✓	
MP324 Shear Jaw						✓	✓	
MP324 Tank Shear Jaw						✓	✓	
MP324 Universal Jaw						✓	✓	
MP332 Concrete Cutter Jaw		✓	✓	✓	✓			✓
MP332 Demolition Jaw		✓	✓	✓	✓			✓
MP332 Pulverizer Jaw		✓	✓	✓	✓			✓
MP332 Shear Jaw		✓	✓	✓	✓			✓
MP332 Tank Shear Jaw		✓	✓	✓	✓			✓
MP332 Universal Jaw		✓	✓	✓	✓			✓
MP332 Concrete Cutter Jaw-Flat Top		✓	✓	✓	✓			✓
MP332 Demolition Jaw-Flat Top		✓	✓	✓	✓			✓
MP332 Pulverizer Jaw-Flat Top		✓	✓	✓	✓			✓
MP332 Shear Jaw-Flat Top	✓	✓	✓	✓			✓	
MP332 Tank Shear Jaw-Flat Top	✓	✓	✓	✓			✓	
MP332 Universal Jaw-Flat Top	✓	✓	✓	✓			✓	
Demolition and Sorting Grapples	G324					✓	✓	
	G332	✓	✓	✓	✓	✓	✓	✓
	G345	✓	✓	✓	✓			✓
	G345 Flat Top	✓	✓	✓	✓			✓
Mobile Scrap and Demolition Shears	S3025 Flat Top	✓	✓	✓	✓	✓	✓	✓
	S3035 Flat Top					✓	✓	

(continued on next page)

340 UHD Hydraulic Excavator Specifications

Attachments Offering Guide – Africa, Middle East, Eurasia (continued)

Not all Attachments are available in all regions. Consult your Cat dealer for configurations available in your region.

Match
 No Match
 1800 kg/m³ (3,000 lb/yd³)
 1200 kg/m³ (2,000 lb/yd³)

PIN-ON ATTACHMENTS (continued)

Undercarriage		Hydraulic Variable Gauge						
Boom Type		Retrofit (straight position)		Retrofit (bent position)		UHD 25 m (82'0")	UHD 22 m (72'2")	Two-Piece
		R3.9 (12'10")	R3.2 (10'6")	R3.9 (12'10")	R3.2 (10'6")	UHD 7.1 m (23'4")	UHD 7.1 m (23'4")	R3.2 (10'6")
Pulverizers	P232 Secondary Pulverizer	✓	✓	✓	✓			✓
	P318 Primary Pulverizer					✓	✓	
	P324 Primary Pulverizer					✓	✓	
	P332 Primary Pulverizer	✓	✓	✓	✓		✓	✓
	P332 Primary Pulverizer-Flat Top	✓	✓	✓	✓			✓
Compactors (Vibratory Plate)	CVP110	✓	✓	✓	✓			✓
Orange Peel Grapples	GSH440-950	●	●	●	●			●
	GSH440-1150	●	●	●	●			●
	GSH440-1550	●	●	●	●			●
	GSH455-1000	●	●	●	●			●
	GSH455-1500	○	●	●	●			●
	GSH455-2000	○	●	○	●			○
	GSH555-1000	●	●	●	●			●
	GSH555-1500	○	●	○	●			○
	GSM-50-1000	●	●	●	●			●
	GSM-50-1250	○	●	○	●			●
	GSM-50-1500	○	●	○	●			○
	GSM-50-2000		○		●			
Clamshell Grapples	CTV20-1300	●	●	●	●			●
	CTV20-1500	●	●	●	●			●
	CTV20-1700	●	●	●	●			●
	CTV20-1900	○	●	●	●			●
	CTV20-2300	○	○	○	○			○
	CTV20-2700		○	○	○			○
	CTV30-1700	○	●	○	●			○
	CTV30-1900	○	●	○	●			○
	CTV30-2300		●	○	●			○
	CTV30-2700		○		○			
	CTV30-2900		○		○			
	CTV30-3100		○		○			
	Rotary Cutters	RC15					✓	✓
RC20						✓	✓	
RC30		✓	✓	✓	✓			✓

(continued on next page)

340 UHD Hydraulic Excavator Specifications

Attachments Offering Guide – Africa, Middle East, Eurasia (continued)

Not all Attachments are available in all regions. Consult your Cat dealer for configurations available in your region.

Match

* Working range front only

No Match

CAT PIN GRABBER COUPLER ATTACHMENTS

Undercarriage		Hydraulic Variable Gauge				
Boom Type		Retrofit (straight position)		Retrofit (bent position)		Two-Piece
Stick Length		R3.9 (12'10")	R3.2 (10'6")	R3.9 (12'10")	R3.2 (10'6")	R3.2 (10'6")
Hydraulic Hammers	H140 GC	✓	✓	✓	✓	✓
	H140 GC-Side Mount	✓	✓	✓	✓	✓
	H140 GC S	✓	✓	✓	✓	✓
	H140 S	✓	✓	✓	✓	✓
	H160 GC-Side Mount	✓	✓	✓		✓
	H160 GC	✓	✓	✓	✓	✓
	H160 GC S	✓	✓	✓	✓	✓
	H160 S	✓	✓	✓	✓	✓
	H180 GC	✓		✓		✓
	H180 GC-Side Mount	✓				
	H180 GC S	✓			✓	✓
	H180 S	✓			✓	✓
	Multi-Processors	MP332 Concrete Cutter Jaw	✓	✓	✓	✓
MP332 Demolition Jaw		✓	✓	✓	✓	✓
MP332 Pulverizer Jaw		✓	✓	✓	✓	✓
MP332 Shear Jaw		✓	✓	✓	✓	✓
MP332 Tank Shear Jaw			✓		✓	✓
MP332 Universal Jaw		✓	✓	✓	✓	✓
MP332 Concrete Cutter Jaw-Flat Top			✓		✓	✓
MP332 Demolition Jaw-Flat Top			✓		✓	✓
MP332 Pulverizer Jaw-Flat Top			✓		✓	✓
MP332 Shear Jaw-Flat Top			✓	✓	✓	✓
MP332 Tank Shear Jaw-Flat Top			✓		✓*	✓*
MP332 Universal Jaw-Flat Top			✓		✓	✓
Demolition and Sorting Grapples		G332	✓	✓	✓	✓
	G345	✓	✓	✓	✓	✓
	G345 Flat Top		✓		✓	✓
Mobile Scrap and Demolition Shears	S3035 Flat Top	✓	✓	✓	✓	✓
Pulverizers	P232 Secondary Pulverizer		✓		✓	✓
	P332 Primary Pulverizer	✓	✓	✓	✓	✓
	P332 Primary Pulverizer-Flat Top		✓		✓	✓
Compactors (Vibratory Plate)	CVP110	✓	✓	✓	✓	✓
Rotary Cutters	RC30	✓	✓	✓	✓	✓

(continued on next page)

340 UHD Hydraulic Excavator Specifications

Attachments Offering Guide – Africa, Middle East, Eurasia *(continued)*

Not all Attachments are available in all regions. Consult your Cat dealer for configurations available in your region.

Match No Match

CW-40 DEDICATED COUPLER ATTACHMENTS

Undercarriage		Hydraulic Variable Gauge	
		UHD 25 m (82'0")	UHD 22 m (72'2")
Boom Type		UHD 7.1 m (23'4")	UHD 7.1 m (23'4")
Stick Length		UHD 7.1 m (23'4")	UHD 7.1 m (23'4")
Multi-Processors	MP318 Concrete Cutter Jaw	✓	✓
	MP318 Demolition Jaw	✓	✓
	MP318 Pulverizer Jaw	✓	✓
	MP318 Shear Jaw	✓	✓
	MP318 Universal Jaw	✓	✓
	MP324 Concrete Cutter Jaw	✓	✓
	MP324 Demolition Jaw	✓	✓
	MP324 Pulverizer Jaw	✓	✓
	MP324 Shear Jaw	✓	✓
	MP324 Tank Shear Jaw	✓	✓
	MP324 Universal Jaw	✓	✓
	Demolition and Sorting Grapples	G324	✓
G332		✓	✓
Mobile Scrap and Demolition Shears	S3025 Flat Top	✓	✓
	S3035 Flat Top		✓
Pulverizers	P318 Primary Pulverizer	✓	✓
	P324 Primary Pulverizer	✓	✓
Rotary Cutters	RC15	✓	✓
	RC20	✓	✓

(continued on next page)

340 UHD Hydraulic Excavator Specifications

Attachments Offering Guide – Africa, Middle East, Eurasia (continued)

Not all Attachments are available in all regions. Consult your Cat dealer for configurations available in your region.

Match No Match

CW-45s DEDICATED COUPLER ATTACHMENTS

Undercarriage		Hydraulic Variable Gauge						
		Retrofit (straight position)		Retrofit (bent position)		UHD 25 m (82'0")	UHD 22 m (72'2")	Two-Piece
Boom Type	Stick Length	R3.9 (12'10")	R3.2 (10'6")	R3.9 (12'10")	R3.2 (10'6")	UHD 7.1 m (23'4")	UHD 7.1 m (23'4")	R3.2 (10'6")
Hydraulic Hammers	H140 GC			✓	✓			✓
	H140 GC S	✓	✓	✓	✓			✓
	H140 S	✓	✓	✓	✓			✓
	H160 GC	✓	✓	✓	✓			✓
	H160 GC S	✓	✓	✓	✓			✓
	H160 S	✓	✓	✓	✓			✓
	H180 GC				✓			✓
	H180 GC S				✓			✓
	H180 S				✓			✓
Multi-Processors	MP318 Concrete Cutter Jaw					✓	✓	
	MP318 Demolition Jaw					✓	✓	
	MP318 Pulverizer Jaw					✓	✓	
	MP318 Shear Jaw					✓	✓	
	MP318 Universal Jaw					✓	✓	
	MP324 Concrete Cutter Jaw					✓	✓	
	MP324 Demolition Jaw					✓	✓	
	MP324 Pulverizer Jaw						✓	
	MP324 Shear Jaw					✓	✓	
	MP324 Tank Shear Jaw						✓	
	MP324 Universal Jaw						✓	
	MP332 Concrete Cutter Jaw	✓	✓	✓	✓			✓
	MP332 Demolition Jaw	✓	✓	✓	✓			✓
	MP332 Pulverizer Jaw	✓	✓	✓	✓			✓
	MP332 Shear Jaw	✓	✓	✓	✓			✓
	MP332 Tank Shear Jaw		✓		✓			✓
	MP332 Universal Jaw	✓	✓	✓	✓			✓
	MP332 Concrete Cutter Jaw-Flat Top	✓	✓	✓	✓			✓
	MP332 Demolition Jaw-Flat Top		✓	✓	✓			✓
	MP332 Pulverizer Jaw-Flat Top		✓	✓	✓			✓
	MP332 Shear Jaw-Flat Top	✓	✓	✓	✓			✓
MP332 Tank Shear Jaw-Flat Top		✓	✓	✓			✓	
MP332 Universal Jaw-Flat Top		✓	✓	✓			✓	
Demolition and Sorting Grapples	G324					✓	✓	
	G332	✓	✓	✓	✓	✓	✓	✓
	G345	✓	✓	✓	✓			✓
	G345 Flat Top	✓	✓	✓	✓			✓
Mobile Scrap and Demolition Shears	S3025 Flat Top					✓	✓	
	S3035 Flat Top	✓	✓	✓	✓		✓	✓
Pulverizers	P232 Secondary Pulverizer		✓		✓			✓
	P318 Primary Pulverizer					✓	✓	
	P324 Primary Pulverizer						✓	
	P332 Primary Pulverizer	✓	✓	✓	✓			✓
	P332 Primary Pulverizer-Flat Top		✓	✓	✓			✓
Compactors (Vibratory Plate)	CVP110	✓	✓	✓	✓			✓
Rotary Cutters	RC15					✓	✓	
	RC20					✓	✓	
	RC30	✓	✓	✓	✓			✓

(continued on next page)

340 UHD Hydraulic Excavator Specifications

Attachments Offering Guide – Africa, Middle East, Eurasia (continued)

Not all Attachments are available in all regions. Consult your Cat dealer for configurations available in your region.

Match No Match

CW-45 DEDICATED COUPLER ATTACHMENTS

Undercarriage		Hydraulic Variable Gauge						
		Retrofit (straight position)		Retrofit (bent position)		UHD 25 m (82'0")	UHD 22 m (72'2")	Two- Piece
Boom Type	Stick Length	R3.9 (12'10")	R3.2 (10'6")	R3.9 (12'10")	R3.2 (10'6")	UHD 7.1 m (23'4")	UHD 7.1 m (23'4")	R3.2 (10'6")
Hydraulic Hammers	H140 GC	✓	✓	✓	✓			✓
	H140 GC S	✓	✓	✓	✓			✓
	H140 S	✓	✓	✓	✓			✓
	H160 GC	✓	✓	✓	✓			✓
	H160 GC S	✓	✓	✓	✓			✓
	H160 S	✓	✓	✓	✓			✓
	H180 GC				✓			✓
	H180 GC S			✓	✓			✓
	H180 S				✓			✓
Multi-Processors	MP318 Concrete Cutter Jaw					✓	✓	
	MP318 Demolition Jaw					✓	✓	
	MP318 Pulverizer Jaw					✓	✓	
	MP318 Shear Jaw					✓	✓	
	MP318 Universal Jaw					✓	✓	
	MP324 Concrete Cutter Jaw						✓	
	MP324 Demolition Jaw						✓	
	MP324 Pulverizer Jaw						✓	
	MP324 Shear Jaw					✓	✓	
	MP324 Tank Shear Jaw						✓	
	MP324 Universal Jaw						✓	
	MP332 Concrete Cutter Jaw	✓	✓	✓	✓			✓
	MP332 Demolition Jaw	✓	✓	✓	✓			✓
	MP332 Pulverizer Jaw	✓	✓	✓	✓			✓
	MP332 Shear Jaw	✓	✓	✓	✓			✓
	MP332 Tank Shear Jaw		✓		✓			✓
	MP332 Universal Jaw	✓	✓	✓	✓			✓
	MP332 Concrete Cutter Jaw-Flat Top			✓	✓			✓
	MP332 Demolition Jaw-Flat Top				✓			✓
	MP332 Pulverizer Jaw-Flat Top				✓			✓
MP332 Shear Jaw-Flat Top			✓	✓			✓	
MP332 Tank Shear Jaw-Flat Top				✓			✓	
MP332 Universal Jaw-Flat Top			✓	✓			✓	
Demolition and Sorting Grapples	G324					✓	✓	
	G332	✓	✓	✓	✓	✓	✓	✓
	G345	✓	✓	✓	✓			✓
	G345 Flat Top				✓			✓
Mobile Scrap and Demolition Shears	S3025 Flat Top					✓	✓	
	S3035 Flat Top	✓	✓	✓	✓			✓
Pulverizers	P232 Secondary Pulverizer				✓			✓
	P318 Primary Pulverizer					✓	✓	
	P324 Primary Pulverizer						✓	
	P332 Primary Pulverizer	✓	✓	✓	✓			✓
	P332 Primary Pulverizer-Flat Top				✓			✓
Compactors (Vibratory Plate)	CVP110	✓	✓	✓	✓			✓
Rotary Cutters	RC15					✓	✓	
	RC20					✓	✓	
	RC30	✓	✓	✓	✓			✓

(continued on next page)

340 UHD Hydraulic Excavator Specifications

Attachments Offering Guide – Africa, Middle East, Eurasia *(continued)*

Not all Attachments are available in all regions. Consult your Cat dealer for configurations available in your region.

Match

BOOM-MOUNT ATTACHMENTS

Undercarriage		Hydraulic Variable Gauge		
Boom Type		Retrofit (straight position)	Retrofit (bent position)	Two-Piece
Mobile Scrap and Demolition Shears	S2070	✓	✓	✓
	S2090	✓	✓	✓
	S3070 Flat Top	✓	✓	✓

340 UHD Hydraulic Excavator Specifications

Attachments Offering Guide – Southeast Asia

Not all Attachments are available in all regions. Consult your Cat dealer for configurations available in your region.

Match

No Match

PIN-ON ATTACHMENTS

Undercarriage		Hydraulic Variable Gauge						
Boom Type		Retrofit (straight position)		Retrofit (bent position)		UHD 25 m (82'0")	UHD 22 m (72'2")	Two- Piece
		R3.9 (12'10")	R3.2 (10'6")	R3.9 (12'10")	R3.2 (10'6")	UHD 7.1 m (23'4")	UHD 7.1 m (23'4")	R3.2 (10'6")
Hydraulic Hammers	H140 GC	✓	✓	✓	✓			✓
	H140 GC-Side Mount	✓	✓	✓	✓			✓
	H140 GC S	✓	✓	✓	✓			✓
	H140 S	✓	✓	✓	✓			✓
	H160 GC	✓	✓	✓	✓			✓
	H160 GC-Side Mount	✓	✓	✓	✓			✓
	H160 GC S	✓	✓	✓	✓			✓
	H160 S	✓	✓	✓	✓			✓
	H180 GC	✓	✓	✓	✓			✓
	H180 GC-Side Mount	✓						✓
	H180 GC S	✓	✓	✓	✓			✓
	H180 S	✓	✓	✓	✓			✓
	Compactors (Vibratory Plate)	CVP110	✓	✓	✓	✓		
Rotary Cutters	RC15					✓	✓	
	RC20					✓	✓	
	RC30	✓	✓	✓	✓			✓

340 UHD Standard and Optional Equipment

Standard and Optional Equipment

Standard and optional equipment may vary. Consult your Cat dealer for details.

	Standard	Optional		Standard	Optional
BOOMS, STICKS AND LINKAGES			CAT TECHNOLOGY		
22 m (72'2") UHD front		✓	VisionLink®	✓*	
25 m (82'0") UHD front		✓	VisionLink Productivity		✓
Two-Piece Retrofit variable adjustment boom		✓	Remote Flash	✓	
7.4 m (24'3") Retrofit boom		✓	Stability monitoring system	✓	
3.2 m (10'6") Retrofit stick		✓	CAT TECHNOLOGY – RETROFIT BOOM		
3.9 m (12'10") Retrofit stick		✓	Cat Grade 2D	✓	
7.1 m (23'4") UHD Stick		✓	Cat Payload:	✓	
Advanced tool control, UHD	✓		– Static weigh		
DB family bucket linkage		✓	– Semiautomatic calibration		
Dedicated C family bucket linkage		✓	– Payload/cycle information		
Transport cradle for front		✓	– USB reporting capability		
CAB			Lift Assist	✓	
Tilt-up demolition cab with P5A laminated front and roof glass	✓		ELECTRICAL SYSTEM		
High-resolution 254 mm (10") LCD touchscreen monitor	✓		Maintenance-free 1,000 CCA batteries (×4)	✓	
Auto bi-level air conditioner	✓		Centralized electrical disconnect switch	✓	
Jog dial and shortcut keys for monitor control	✓		LED exterior chassis and boom lights	✓	
Keyless push-to-start engine control	✓		Premium surround working lights		✓
Height-adjustable console	✓				
Tilt-up left-side console	✓				
Cat Stick Steer	✓				
Heated air-suspension seat	✓				
51 mm (2") seat belt	✓				
Monitor integrated Bluetooth® radio with USB port	✓				
12V DC outlets	✓				
Document storage	✓				
Overhead storage and rear storage with nets	✓				
Cup holder	✓				
Parallel wiper with washer	✓				
Skylight wiper install capability	✓				
LED interior lights	✓				
Floor welcome light	✓				
Roller front sunscreen	✓				
Roller rear sunscreen		✓			
Washable floor mat	✓				
Beacon ready	✓				
Auxiliary relay	✓				

(continued on next page)

*Connect subscription only. Additional subscriptions are available. Contact your Cat dealer for availability.

340 UHD Standard and Optional Equipment

Standard and Optional Equipment (continued)

Standard and optional equipment may vary. Consult your Cat dealer for details.

	Standard	Optional		Standard	Optional
ENGINE			SAFETY AND SECURITY		
Three selectable modes: Power, Smart, Eco	✓		Caterpillar One Key security system	✓	
Auto engine speed control	✓		2D E-Fence (swing)	✓	
Up to 4500 m (14,760 ft) altitude capability	✓		Auto hammer stop	✓	
Hydraulic reverse fan	✓		Lockable external tool/storage box	✓	
52° C (126° F) high-ambient cooling	✓		Lockable door, fuel, and hydraulic tank locks	✓	
-18° C (0° F) cold start capability	✓		Lockable fuel drain compartment	✓	
-32° C (-25° F) cold start capability		✓	Service platform with anti-skid plate and recessed bolts	✓	
115 amp alternator	✓		Right Hand handrail and handhold	✓	
Electric fuel priming pump	✓		Signaling/warning horn	✓	
Dual stage four micron main filter	✓		Visibility mirror package	✓	
10 micron primary filter with water separator	✓		Bluetooth receiver		✓
Cold start block heater		✓	Ground-level secondary engine shutoff switch	✓	
Ether starting aid		✓	Lockable disconnect switch	✓	
Double element air filter with integrated pre-cleaner	✓		Rear and right-hand-sideview cameras	✓	
Side-by-side cooling system	✓		360° visibility		✓
Secure start with PIN code	✓		OPG	✓	
Remote disable	✓		SERVICE AND MAINTENANCE		
HYDRAULIC SYSTEM			Integrated vehicle health management system		✓
Boom lowering check valve capability	✓		Grouped engine oil and fuel filters	✓	
Stick lowering check valve capability	✓		Scheduled Oil Sampling (S·O·S SM) ports	✓	
Fine swing capability	✓		QuickEvac TM maintenance ready	✓	
Boom and stick regeneration circuit	✓		Electric refueling pump with auto shutoff		✓
Electronic main control valve	✓		UNDERCARRIAGE AND STRUCTURES		
Heavy lift mode	✓		Hydraulic Variable Gauge undercarriage	✓	
Auto hydraulic oil warmup	✓		Grease lubricated track	✓	
Reverse swing damping valve	✓		Towing eye on base frame	✓	
Auto swing parking brake	✓		9.0 mt (19,842 lb) counterweight	✓	
High performance hydraulic return filter	✓		Full-length track guiding guards	✓	
Two speed travel	✓		Bottom guard	✓	
Bio hydraulic oil capability	✓		Travel motor guard	✓	
Combined two-way auxiliary circuit		✓	600 mm (24") double grouser track shoes		✓
Medium-pressure auxiliary circuit		✓	600 mm (24") HD triple grouser track shoes		✓
Quick coupler circuit for Cat Pin Grabber and CW Dedicated		✓	700 mm (28") HD triple grouser track shoes		✓

340 UHD Attachments

Dealer Installed Kits and Attachments

Attachments may vary. Consult your Cat dealer for details.

CAB

- Duct ready for advanced cabin filtration

SAFETY AND SECURITY

- Work tool camera kit
- Rubber bumper

The following information applies to the machine at the time of final manufacture as configured for sale in the regions covered in this document. The content of this declaration is valid as of the date issued; however, content related to machine features and specifications are subject to change without notice. For additional information, please see the machine's Operation and Maintenance Manual.

For more information on sustainability in action and our progress, please visit <https://www.caterpillar.com/en/company/sustainability>.

Engine

- The Cat® C9.3B engine emits equivalent to U.S. EPA Tier 3 and EU Stage IIIA.
- Cat engines are compatible with diesel fuel blended with the following lower-carbon intensity fuels** up to:
 - ✓ 100% biodiesel FAME (fatty acid methyl ester)*
 - ✓ 100% renewable diesel, HVO (hydrotreated vegetable oil) and GTL (gas-to-liquid) fuels

Refer to guidelines for successful application. Please consult your Cat dealer or "Caterpillar Machine Fluids Recommendations" (SEBU6250) for details.

**For use of blends higher than 20% biodiesel, consult your Cat dealer.*

***Tailpipe greenhouse gas emissions from lower-carbon intensity fuels are essentially the same as traditional fuels.*

Air Conditioning System

- The air conditioning system on this machine contains the fluorinated greenhouse gas refrigerant R134a (Global Warming Potential = 1430). The system contains 1.0 kg (2.2 lb) of refrigerant which has a CO₂ equivalent of 1.430 metric tonnes (1.576 tons).

Paint

- Based on best available knowledge, the maximum allowable concentration, measured in parts per million (PPM), of the following heavy metals in paint are:
 - Barium < 0.01%
 - Cadmium < 0.01%
 - Chromium < 0.01%
 - Lead < 0.01%

Sound Performance

ISO 6395:2008 (external) – 105 dB(A)

ISO 6396:2008 (inside cab) – 73 dB(A)

- Hearing protection may be needed when operating with an open operator station and cab (when not properly maintained or doors/windows open) for extended periods or in a noisy environment.

Oils and Fluids

- Caterpillar factory fills with ethylene glycol coolants. Cat Diesel Engine Antifreeze/Coolant (DEAC) and Cat Extended Life Coolant (ELC) can be recycled. Consult your Cat dealer for more information.
- Cat Bio HYDO™ Advanced is an EU Ecolabel approved biodegradable hydraulic oil.
- Additional fluids are likely to be present, please consult the Operations and Maintenance Manual or the Application and Installation guide for complete fluid recommendations and maintenance intervals.

Features and Technology

- The following features and technology may contribute to fuel savings and/or carbon reduction. Features may vary. Consult your Cat dealer for details.
 - Smart mode matches machine power to digging requirements automatically
 - Eco mode minimizes fuel consumption for light applications
 - Reduce fuel consumption with the high-efficiency hydraulic fan that cools the engine on demand
 - Increase operator efficiency with standard Cat technologies
 - Cut maintenance costs with extended service intervals

For more complete information on Cat products, dealer services, and industry solutions, visit us on the web at www.cat.com

© 2024 Caterpillar
All rights reserved

Materials and specifications are subject to change without notice. Featured machines in photos may include additional equipment. See your Cat dealer for available options.

CAT, CATERPILLAR, LET'S DO THE WORK, their respective logos, "Caterpillar Corporate Yellow," the "Power Edge" and Cat "Modern Hex" trade dress as well as corporate and product identity used herein, are trademarks of Caterpillar and may not be used without permission. VisionLink is a trademark of Caterpillar Inc., registered in the United States and in other countries.

AEXQ4166-00 (11-2024)
Build Number: 08C
(Afr-ME, Eurasia, Indonesia,
S Am (except Brazil, Chile),
SE Asia)

