MH3026

Material Handler

Technical Specifications

Configurations and features may vary by region. Please consult your Cat® dealer for availability in your area.

Table of Contents

Specifications . . . 2

- Engine . . . 2
- Transmission . . . 2
- Service Refill Capacities . . . 2
- Swing Mechanism . . . 2
- Undercarriage . . . 2
- Operating Weights . . . 2
- Hydraulic System . . . 3
- Tires . . . 3
- Vibration Levels . . . 3
- Standards . . . 3
- Sound Performance . . . 3
- Air Conditioning System . . . 3
- Major Component Weights . . . 4
- Dimensions . . . 5
- Undercarriage Dimensions . . . 6
- Working Ranges and Forces . . . 7
- Lift Capacities . . . 8
- Attachments Offering Guide:
  - Europe . . . 16
  - North America . . . 19
  - Australia/New Zealand . . . 21

Standard and Optional Equipment . . . 22

Dealer Installed Kit and Attachments . . . 24

Cab Options . . . 25

MH3026 Environmental Declaration . . . 26

MH3026 Material Handler Specifications

Engine

Engine Model	Cat® C7.1	
Net Power – ISO 9249	128 kW	171 hp
Net Power – ISO 9249 (metric)		174 hp (PS)
Engine Power – ISO 14396	129 kW	174 hp
Engine Power – ISO 14396 (metric)		176 hp (PS)
Bore	105 mm	4.1 in
Stroke	135 mm	5.3 in
Displacement	7.0 L	427.8 in³
Number of Cylinders	6	
Biodiesel Capability	Up to B20[1]	

- Meets U.S. EPA Tier 4 Final and EU Stage V emission standards.
- Advertised power is tested per the specified standard in effect at the time of manufacture.
- Net power advertised is the power available at the flywheel when engine is equipped with fan, air cleaner, Clean Emission Module (CEM) exhaust gas aftertreatment, alternator, and cooling fan running at intermediate speed.
- Recommended for use up to 3000 m (9,843 ft) altitude with engine power derate above 3000 m (9,843 ft).
- Rated speed 2,200 rpm.

[1]Cat diesel engines are required to use ULSD (ultra-low sulfur diesel fuel with 15 ppm of sulfur or less) or ULSD blended with the following lower-carbon intensity fuels** up to:

- ✓ 20% biodiesel FAME (fatty acid methyl ester)*
- ✓ 100% renewable diesel, HVO (hydrotreated vegetable oil) and GTL (gas-to-liquid) fuels

Refer to guidelines for successful application. Please consult your Cat dealer or "Caterpillar Machine Fluids Recommendations" (SEBU6250) for details.

**Engines with no aftertreatment devices can use higher blends, up to 100% biodiesel (for use of blends higher than 20% biodiesel, consult your Cat dealer).*

***Tailpipe greenhouse gas emissions from lower-carbon intensity fuels are essentially the same as traditional fuels..*

Transmission

Forward/Reverse		
1st Gear	8.0 km/h	5.0 mph
2nd Gear	20.0 km/h	12.4 mph
2nd Gear (without steering wheel)	15.0 km/h	9.3 mph
Creeper Speed		
1st Gear	6.0 km/h	3.4 mph
2nd Gear	15.0 km/h	9.3 mph
Drawbar Pull	127 kN	28,551 lbf
Maximum Gradeability at (27 500 kg/60,600 lb)	52%	

Service Refill Capacities

Fuel Tank Capacity	416 L	109.9 gal
Cooling System	40 L	10.6 gal
Engine Oil	20 L	5.3 gal
Final Drive (each)	2.5 L	0.7 gal
Hydraulic System (including tank)	345 L	91.1 gal
Hydraulic Tank	209 L	55.2 gal
Diesel Exhaust Fluid Tank	30 L	7.9 gal
Rear Axle Differential	14 L	3.7 gal
Steering Axle Differential	11.0 L	2.9 gal
Powershift Transmission	2.5 L	0.7 gal

Swing Mechanism

Swing Speed*	8 rpm	
Maximum Swing Torque	70 kN·m	51,800 lbf·ft

*For CE-marked machine default value may be set lower.

Undercarriage

Maximum Steering Angle	35°	
Oscillation Axle Angle	5°	
Minimum Turning Radius		
Outside of Stabilizer	6900 mm	22.6 ft

Operating Weights*

Minimum	26 400 kg	58,200 lb
Maximum	29 200 kg	64,370 lb
Typical Configurations		
Waste Handling**	27 850 kg	61,400 lb
Scrap Handling***	27 750 kg	61,200 lb

*Operating weight includes full fuel tank, operator, 1400 kg (3,086 lb) work tool. Weight varies depending on configuration.

**Waste Handling configuration includes Material Handler (MH) Boom (7500 mm/24'7"), MH Stick Straight (5000 mm/16'5"), work tool (1400 kg/3,100 lb), MH Undercarriage (2990 mm/9'10" width) and solid tires.

***Scrap Handling configuration includes MH Boom (6900 mm/22'8"), MH Stick Drop Nose (5500 mm/18'1"), work tool (1400 kg/3,100 lb), Operator Protective Guards (OPG), Generator (15 kW/20 hp), MH Undercarriage (2990 mm/9'10" width) and solid tires.

Hydraulic System

Maximum Pressure – Implement Circuit		
Normal	35 000 kPa	5,076 psi
Heavy Lift	37 000 kPa	5,366 psi
Travel Circuit	35 000 kPa	5,076 psi
Maximum Pressure – Auxiliary Circuit		
High Pressure	35 000 kPa	5,076 psi
Medium Pressure	19 500 kPa	2,828 psi
Maximum Pressure – Swing Mechanism	39 000 kPa	5,656 psi
Maximum Flow – Implements	306 L/min	81 gal/min
Maximum Flow – Travel Circuit	220 L/min	58 gal/min
Maximum Flow – Auxiliary Circuit		
High Pressure	250 L/min	66 gal/min
Medium Pressure	55 L/min	14.5 gal/min
Maximum Flow – Swing Mechanism	121 L/min	32.0 gal/min
Boom Cylinder (MH) – Bore	140 mm	6 in
Boom Cylinder (MH) – Stroke	967 mm	38 in
Stick Cylinder (MH) – Bore	120 mm	5 in
Stick Cylinder (MH) – Stroke	1305 mm	51 in
Bucket Cylinder – Bore	110 mm	4 in
Bucket Cylinder – Stroke	1077 mm	42 in

Tires

Standard	10.00-20 (Dual Solid)
Optional	11.00-20 (Dual Pneumatic)

Vibration Levels

Maximum Hand/Arm		
ISO 5349-2001	<2.5 m/s²	<8.2 ft/s²
Maximum Whole Body		
ISO/TR 25398:2006	<0.5 m/s²	<1.6 ft/s²
Seat Transmissibility Factor		
ISO 7096:2020-spectral class EM5	<0.7	

Standards

Brakes	ISO 3450:2011
Cab/Tip Over Protective Structure (TOPS)	EN474-5:2006 + A3:2013
Operator Protective Guards (OPG) (optional)	ISO 10262:1998
Cab/Sound Levels	Meets appropriate standards as listed below

Sound Performance

ISO 6395:2008 external	101 dB(A)
ISO 6396:2008 internal	70 dB(A)

- External Sound – The labeled spectator sound power level represents the Guaranteed Value per 2000/14/EC amended by 2005/88/EC, when properly equipped, and is measured according to the test procedures and conditions specified in ISO 6395:2008. The measurements were conducted at 70% of the maximum engine cooling fan speed.
- Internal Sound – The operator sound pressure level is measured according to the test procedures and conditions specified in ISO 6396:2008 for a cab offered by Caterpillar, when properly installed and maintained and tested with the door and windows closed. The measurements were conducted at 70% of the maximum engine cooling fan speed.
- Hearing protection may be needed when operating with an open operator station and cab (when not properly maintained for doors/windows open) for extended periods or in noisy environment(s).
- Blue Angel certified.

Air Conditioning System

The air conditioning system on this machine contains the fluorinated greenhouse gas refrigerant R134a (Global Warming Potential = 1430). The system contains 1.05 kg of refrigerant which has a CO_2 equivalent of 1.502 metric tonnes.

Major Component Weights

	kg	lb
Booms (including boom and stick cylinders, pins and standard hydraulic lines):		
6.9 m (22'8") Straight MH Boom	3100	6,850
7.5 m (24'7") Straight MH Boom	3300	7,300
Sticks (including bucket cylinder and linkage (if equipped), pins and standard hydraulic lines):		
5.0 m (16'5") Straight MH Stick	1600	3,550
5.5 m (18'1") Drop Nose MH Stick	1200	2,650
6.0 m (19'8") Drop Nose MH Stick	1250	2,750
Counterweight:		
Standard	5700	12,550
Undercarriage (including axles and steps):		
2.99 m (9'10") MH Undercarriage	6000	13,250
2.99 m (9'10") MH Undercarriage with Push Blade	6550	14,450
Tires:		
Air Tires (11.00-20 dual)	1000	2,200
Solid Tires (10.00-20 dual)	1800	3,950
Work Tools (including mounting bracket):		
Waste Handling Grapple G318 (0.8 m^3, 1.00 yd^3)	1650	3,650
Orange Peel Grapple GSH420S (0.6 m^3, 0.75 yd^3)	1250	2,750
Orange Peel Grapple GSH520S (0.6 m^3, 0.75 yd^3)	1500	3,300
Orange Peel Grapple GSV520S (0.6 m^3, 0.75 yd^3)	1350	3,000
Transfer Clamshell Grapple CTV15 (1 m^3, 1.25 yd^3)	1400	3,100
Quick Couplers (QC):		
CW Dedicated QC	250	550
Other:		
15 kW (20 hp) Generator	400	900
Operator Protective Guards (OPG)	150	350

Dimensions

All dimensions are approximate and may vary depending on grapple selection.

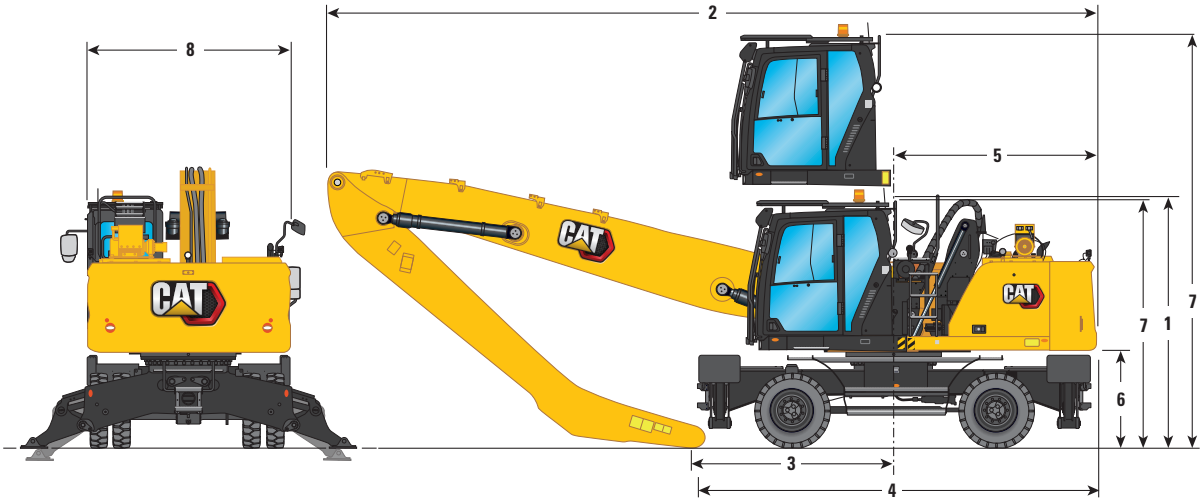

Boom Options	MH Boom 6.9 m (22'8")		MH Boom 7.5 m (24'7")					
Stick Options	**Drop Nose 5.5 m (18'1")**		**Drop Nose 5.5 m (18'1")**		**Drop Nose 6.0 m (19'8")**		**Straight 5.0 m (16'5")**	
1 Shipping Height with Operator Protective Guards (highest point between boom and cab)	3400 mm	11'2"	3375 mm	11'1"	3375 mm	11'1"	3375 mm	11'1"
2 Shipping Length								
2.99 m (9'10") MH Undercarriage	10 090 mm	33'1"	10 710 mm	35'2"	10 700 mm	35'1"	10 710 mm	35'2"
2.99 m (9'10") MH Undercarriage with push blade	10 580 mm	34'9"	11 200 mm	36'9"	11 190 mm	36'9"	11 200 mm	36'9"
3 Support Point	2350 mm	7'9"	2930 mm	9'7"	2380 mm	7'10"	3400 mm	11'2"
4 Machine Length								
2.99 m (9'10") MH Undercarriage	5450 mm	17'11"	5450 mm	17'11"	5450 mm	17'11"	5450 mm	17'11"
2.99 m (9'10") MH Undercarriage with push blade	6115 mm	20'1"	6115 mm	20'1"	6115 mm	20'1"	6115 mm	20'1"
5 Tail Swing Radius	2800 mm	9'2"	2800 mm	9'2"	2800 mm	9'2"	2800 mm	9'2"
6 Counterweight Clearance	1305 mm	4'3"	1305 mm	4'3"	1305 mm	4'3"	1305 mm	4'3"
7 Cab Height								
Cab Lowered – without Operator Protective Guards	3350 mm	11'0"	3350 mm	11'0"	3350 mm	11'0"	3350 mm	11'0"
Cab Lowered – with Operator Protective Guards	3375 mm	11'1"	3375 mm	11'1"	3375 mm	11'1"	3375 mm	11'1"
Cab Raised – without Operator Protective Guards	5750 mm	18'10"	5750 mm	18'10"	5750 mm	18'10"	5750 mm	18'10"
Cab Raised – with Operator Protective Guards	5775 mm	18'11"	5775 mm	18'11"	5775 mm	18'11"	5775 mm	18'11"
8 Upperframe Width								
Including Handrails	2740 mm	9'0"	2740 mm	9'0"	2740 mm	9'0"	2740 mm	9'0"

Values are with 10.00-20 solid tires.

MH3026 Material Handler Specifications

Undercarriage Dimensions

All Dimensions are approximate.



Undercarriage	2.99 m (9'10")	
9 Wheel Base	2750 mm	9'0"
10 Shipping Width	2990 mm	9'10"
Undercarriage Width		
11 Outside Tires	2650 mm	8'8"
12 With Outriggers Up	2990 mm	9'10"
13 With Outriggers on Ground	4580 mm	15'0"
14 With Outriggers Fully Down	4510 mm	14'10"
Maximum Outrigger Depth	90 mm	0'4"
Clearance to Ground		
15 Axle Clearance	320 mm	1'1"
16 Outrigger Clearance	240 mm	0'9"
17 Undercarriage Length		
Without Push Blade	5300 mm	17'5"
With Push Blade	5970 mm	19'7"
Push Blade		
18 Front Axle to Blade (end)	1950 mm	6'5"
19 Clearance to Ground	320 mm	1'1"
20 Height	930 mm	3'1"
Width	2990 mm	9'10"

Values are with 10.00-20 solid tires.

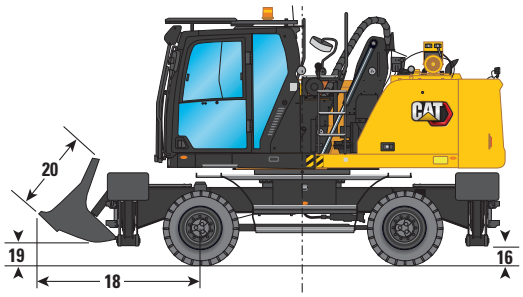

Working Ranges and Forces

All dimensions are approximate and may vary depending on grapple selection.

1

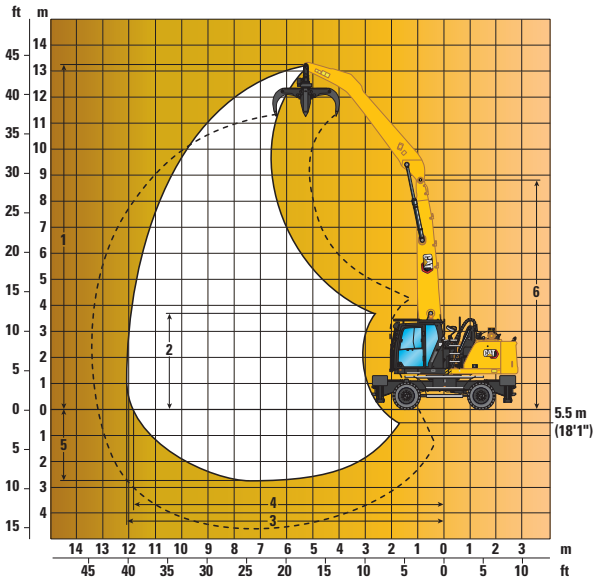

2

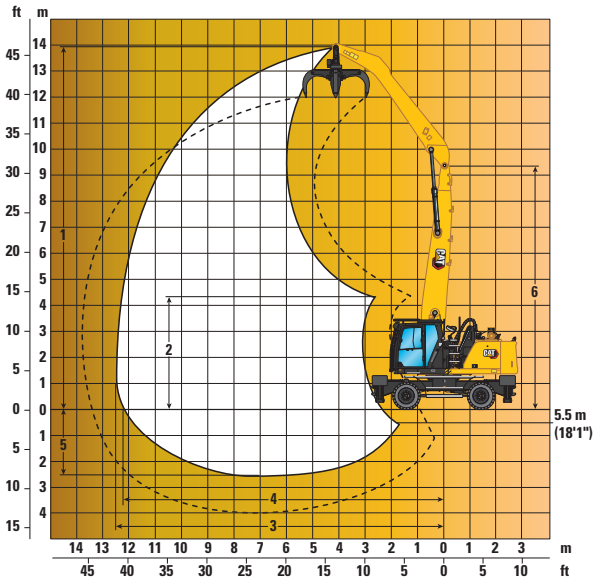

3

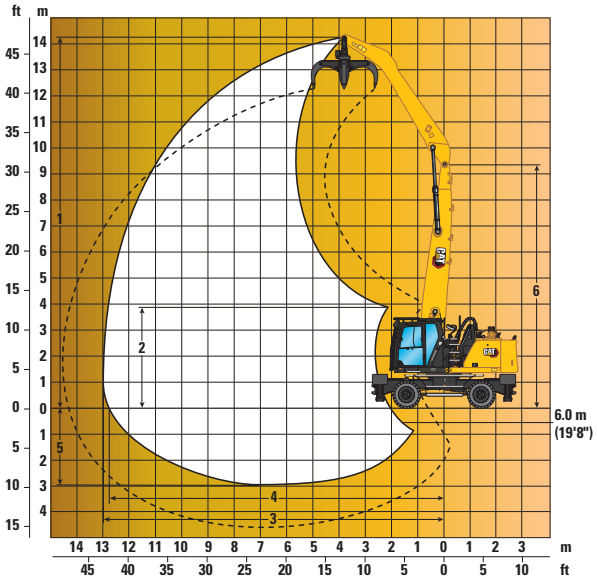

4

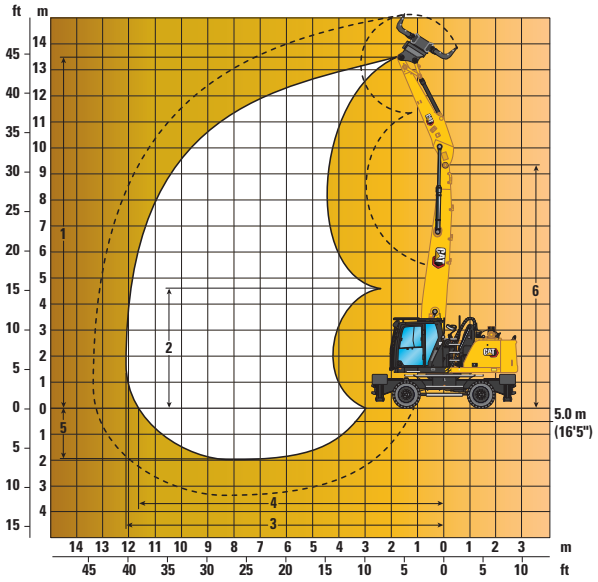

Boom Options	MH Boom 6.9 m (22'8")		MH Boom 7.5 m (24'7")					
	1		2		3		4	
Stick Options	**Drop Nose 5.5 m (18'1")**		**Drop Nose 5.5 m (18'1")**		**Drop Nose 6.0 m (19'8")**		**Straight 5.0 m (16'5")**	
1 Maximum Height	13 270 mm	43'6"	13 950 mm	45'9"	14 270 mm	46'10"	13 450 mm	44'2"
2 Minimum Dump Height	3690 mm	12'1"	4350 mm	14'3"	3810 mm	12'6"	4740 mm	15'7"
3 Maximum Reach	12 020 mm	39'5"	12 600 mm	41'4"	13 000 mm	42'8"	12 080 mm	39'8"
4 Maximum Reach at Ground Line	11 870 mm	38'11"	12 260 mm	40'3"	12 850 mm	42'2"	11 650 mm	38'3"
5 Maximum Depth	2760 mm	9'1"	2470 mm	8'1"	2970 mm	9'9"	1970 mm	6'6"
6 Boom Pin Height	8720 mm	28'7"	9300 mm	30'6"	9300 mm	30'6"	9300 mm	30'6"

All dimensions refer to stick nose pin, with solid tires 10.00-20.
These dimensions are independent from the undercarriage type.

MH3026 Material Handler Specifications

Lift Capacities – Counterweight: 5700 kg – Heavy Lift: On

All values are in kg, work tool: none, hydraulic cab riser, solid tires.

Load point height | Load over front | Load over rear | Load over side | Load at maximum reach (stick nose/bucket pin)

Undercarriage
2.99 m (MH)

Boom
6.9 m (MH)

Stick
5.5 m (Drop Nose)

	Undercarriage configuration	3000 mm			4500 mm			6000 mm			7500 mm						mm
12 000 mm	2 Sets Stabilizers – Up				*8400	*8400	*8400	*6400	*6400	5900				*6100	*6100	5600	6180
	2 Sets Stabilizers – Down				*8400	*8400	*8400	*6400	*6400	*6400				*6100	*6100	*6100	
10 500 mm	2 Sets Stabilizers – Up							7950	7900	6150	5500	5450	4250	4650	4650	3550	8220
	2 Sets Stabilizers – Down							*8250	*8250	*8250	*6550	*6550	*6550	*5200	*5200	*5200	
9000 mm	2 Sets Stabilizers – Up							8050	8000	6250	5550	5550	4300	3600	3600	2750	9590
	2 Sets Stabilizers – Down							*8850	*8850	*8850	*7650	*7650	*7650	*4800	*4800	*4800	
7500 mm	2 Sets Stabilizers – Up							7950	7950	6200	5550	5500	4300	3050	3000	2250	10 570
	2 Sets Stabilizers – Down							*8900	*8900	*8900	*7650	*7650	*7650	*4650	*4650	*4650	
6000 mm	2 Sets Stabilizers – Up							7750	7750	6000	5400	5400	4150	2700	2650	2000	11 260
	2 Sets Stabilizers – Down							*9250	*9250	*9250	*7850	*7850	*7850	*4600	*4600	4400	
4500 mm	2 Sets Stabilizers – Up				11 750	11 700	8850	7400	7350	5650	5200	5200	3950	2450	2450	1800	11 720
	2 Sets Stabilizers – Down				*12 450	*12 450	*12 450	*9800	*9800	*9800	*8050	*8050	*8050	*4600	*4600	4050	
3000 mm	2 Sets Stabilizers – Up	*21 050	*21 050	14 850	10 750	10 700	7950	6900	6900	5200	4900	4900	3700	2350	2300	1700	11 970
	2 Sets Stabilizers – Down	*21 050	*21 050	*21 050	*13 800	*13 800	*13 800	*10 350	*10 350	*10 350	*8300	*8300	8100	*4450	*4450	3900	
1500 mm	2 Sets Stabilizers – Up	*5550	*5550	*5550	9700	9650	7000	6400	6350	4700	4650	4600	3450	2250	2250	1650	12 020
	2 Sets Stabilizers – Down	*5550	*5550	*5550	*14 550	*14 550	*14 550	*10 600	*10 600	*10 600	*8300	*8300	7800	*4050	*4050	3800	
0 mm	2 Sets Stabilizers – Up	*4050	*4050	*4050	8950	8900	6300	6000	5950	4350	4400	4400	3200				
	2 Sets Stabilizers – Down	*4050	*4050	*4050	*12 600	*12 600	*12 600	*10 250	*10 250	*10 250	*7950	*7950	7500				
–1500 mm	2 Sets Stabilizers – Up				8600	8550	5950	5700	5700	4100	4250	4200	3050				
	2 Sets Stabilizers – Down				*9850	*9850	*9850	*9050	*9050	*9050	*7100	*7100	*7100				

	Undercarriage configuration	9000 mm			10 500 mm			12 000 mm						mm
12 000 mm	2 Sets Stabilizers – Up										*6100	*6100	5600	6180
	2 Sets Stabilizers – Down										*6100	*6100	*6100	
10 500 mm	2 Sets Stabilizers – Up										4650	4650	3550	8220
	2 Sets Stabilizers – Down										*5200	*5200	*5200	
9000 mm	2 Sets Stabilizers – Up	4050	4050	3100							3600	3600	2750	9590
	2 Sets Stabilizers – Down	*6150	*6150	*6150							*4800	*4800	*4800	
7500 mm	2 Sets Stabilizers – Up	4050	4050	3100	3050	3050	2300				3050	3000	2250	10 570
	2 Sets Stabilizers – Down	*6700	*6700	6500	*4850	*4850	*4850				*4650	*4650	*4650	
6000 mm	2 Sets Stabilizers – Up	4000	4000	3050	3050	3050	2300				2700	2650	2000	11 260
	2 Sets Stabilizers – Down	*6750	*6750	6400	5750	5750	4950				*4600	*4600	4400	
4500 mm	2 Sets Stabilizers – Up	3900	3850	2950	3000	3000	2250				2450	2450	1800	11 720
	2 Sets Stabilizers – Down	*6800	*6800	6250	5650	5650	4900				*4600	*4600	4050	
3000 mm	2 Sets Stabilizers – Up	3700	3700	2800	2900	2900	2150				2350	2300	1700	11 970
	2 Sets Stabilizers – Down	*6850	*6850	6100	5550	5550	4800				*4450	*4450	3900	
1500 mm	2 Sets Stabilizers – Up	3550	3550	2600	2800	2800	2050	2300	2250	1650	2250	2250	1650	12 020
	2 Sets Stabilizers – Down	*6700	*6700	5900	*5450	*5450	4700	*4050	*4050	3850	*4050	*4050	3800	
0 mm	2 Sets Stabilizers – Up	3400	3400	2500	2750	2700	1950							
	2 Sets Stabilizers – Down	*6350	*6350	5750	*4950	*4950	4600							
–1500 mm	2 Sets Stabilizers – Up	3300	3300	2400	2650	2650	1900							
	2 Sets Stabilizers – Down	*5550	*5550	*5550	*4150	*4150	*4150							

*Limited by hydraulic rather than tipping load.

Lift capacity ratings are based on ISO 10567:2007, they do not exceed 87% of hydraulic lifting capacity or 75% of tipping load. The load point is the center line of the bucket pivot mounting pin on the stick. The oscillating axle must be locked. Lifting capacities are based on the machine standing on a firm uniform supporting surface. For lifting capacity including bucket and/or quick coupler, the respective weight has to be subtracted from above values. The use of a work tool attachment point to handle/lift objects, could affect the machine lift performance.

Always refer to the appropriate Operation and Maintenance Manual for specific product information.

Lift Capacities – Counterweight: 12,570 lb – Heavy Lift: On

All values are in lb, work tool: none, hydraulic cab riser, solid tires.

Load point height | Load over front | Load over rear | Load over side | Load at maximum reach (stick nose/bucket pin)

Undercarriage 9'10" (MH) **Boom** 22'8" (MH) **Stick** 18'1" (Drop Nose)

	Undercarriage configuration	10 ft			15 ft			20 ft						ft
40 ft	2 Sets Stabilizers – Up				*17,900	*17,900	*17,900				*13,800	*13,800	13,500	19.13
	2 Sets Stabilizers – Down				*17,900	*17,900	*17,900				*13,800	*13,800	*13,800	
35 ft	2 Sets Stabilizers – Up							17,000	17,000	13,200	10,600	10,600	8,200	26.35
	2 Sets Stabilizers – Down							*17,700	*17,700	*17,700	*11,600	*11,600	*11,600	
30 ft	2 Sets Stabilizers – Up							17,200	17,200	13,400	8,100	8,100	6,200	31.10
	2 Sets Stabilizers – Down							*19,300	*19,300	*19,300	*10,700	*10,700	*10,700	
25 ft	2 Sets Stabilizers – Up							17,100	17,100	13,300	6,800	6,700	5,100	34.48
	2 Sets Stabilizers – Down							*19,400	*19,400	*19,400	*10,200	*10,200	*10,200	
20 ft	2 Sets Stabilizers – Up							16,700	16,600	12,900	6,000	5,900	4,400	36.84
	2 Sets Stabilizers – Down							*20,100	*20,100	*20,100	*10,100	*10,100	9,700	
15 ft	2 Sets Stabilizers – Up				25,300	25,300	19,100	15,900	15,900	12,200	5,400	5,400	4,000	38.39
	2 Sets Stabilizers – Down				*27,000	*27,000	*27,000	*21,300	*21,300	*21,300	*10,200	*10,200	9,000	
10 ft	2 Sets Stabilizers – Up	*45,400	*45,400	32,100	23,200	23,100	17,200	14,900	14,800	11,200	5,100	5,100	3,700	39.27
	2 Sets Stabilizers – Down	*45,400	*45,400	*45,400	*29,900	*29,900	*29,900	*22,500	*22,500	*22,500	*9,900	*9,900	8,600	
5 ft	2 Sets Stabilizers – Up	*13,200	*13,200	*13,200	20,900	20,800	15,100	13,800	13,700	10,200	5,000	5,000	3,600	39.44
	2 Sets Stabilizers – Down	*13,200	*13,200	*13,200	*31,500	*31,500	*31,500	*23,000	*23,000	*23,000	*8,900	*8,900	8,400	
0 ft	2 Sets Stabilizers – Up	*9,300	*9,300	*9,300	19,300	19,200	13,600	12,900	12,800	9,300				
	2 Sets Stabilizers – Down	*9,300	*9,300	*9,300	*29,500	*29,500	*29,500	*22,200	*22,200	*22,200				
–5 ft	2 Sets Stabilizers – Up				18,500	18,400	12,900	12,300	12,300	8,800				
	2 Sets Stabilizers – Down				*22,600	*22,600	*22,600	*19,600	*19,600	*19,600				

	Undercarriage configuration	25 ft			30 ft			35 ft						ft
40 ft	2 Sets Stabilizers – Up										*13,800	*13,800	13,500	19.13
	2 Sets Stabilizers – Down										*13,800	*13,800	*13,800	
35 ft	2 Sets Stabilizers – Up	11,700	11,700	9,000							10,600	10,600	8,200	26.35
	2 Sets Stabilizers – Down	*13,500	*13,500	*13,500							*11,600	*11,600	*11,600	
30 ft	2 Sets Stabilizers – Up	11,900	11,900	9,300	8,700	8,600	6,600				8,100	8,100	6,200	31.10
	2 Sets Stabilizers – Down	*16,700	*16,700	*16,700	*12,400	*12,400	*12,400				*10,700	*10,700	*10,700	
25 ft	2 Sets Stabilizers – Up	11,900	11,900	9,200	8,700	8,700	6,700				6,800	6,700	5,100	34.48
	2 Sets Stabilizers – Down	*16,700	*16,700	*16,700	*14,500	*14,500	13,900				*10,200	*10,200	*10,200	
20 ft	2 Sets Stabilizers – Up	11,600	11,600	9,000	8,600	8,600	6,600	6,600	6,500	4,900	6,000	5,900	4,400	36.84
	2 Sets Stabilizers – Down	*17,000	*17,000	17,000*	*14,600	*14,600	13,800	12,300	12,300	10,600	*10,100	*10,100	9,700	
15 ft	2 Sets Stabilizers – Up	11,200	11,200	8,500	8,300	8,300	6,300	6,400	6,400	4,800	5,400	5,400	4,000	38.39
	2 Sets Stabilizers – Down	*17,500	*17,500	*17,500	*14,800	*14,800	13,500	12,200	12,200	10,500	*10,200	*10,200	9,000	
10 ft	2 Sets Stabilizers – Up	10,600	10,600	8,000	8,000	8,000	6,000	6,300	6,200	4,600	5,100	5,100	3,700	39.27
	2 Sets Stabilizers – Down	*18,000	*18,000	17,500	*14,800	*14,800	13,100	12,000	12,000	10,300	*9,900	*9,900	8,600	
5 ft	2 Sets Stabilizers – Up	10,000	10,000	7,400	7,700	7,600	5,600	6,100	6,000	4,400	5,000	5,000	3,600	39.44
	2 Sets Stabilizers – Down	*18,000	*18,000	16,800	*14,500	*14,500	12,700	*11,700	*11,700	10,100	*8,900	*8,900	8,400	
0 ft	2 Sets Stabilizers – Up	9,500	9,400	6,900	7,300	7,300	5,300	5,900	5,800	4,200				
	2 Sets Stabilizers – Down	*17,200	*17,200	16,200	*13,700	*13,700	12,400	*10,600	*10,600	9,900				
–5 ft	2 Sets Stabilizers – Up	9,100	9,100	6,600	7,100	7,100	5,100							
	2 Sets Stabilizers – Down	*15,300	*15,300	*15,300	*11,900	*11,900	*11,900							

*Limited by hydraulic rather than tipping load.

Lift capacity ratings are based on ISO 10567:2007, they do not exceed 87% of hydraulic lifting capacity or 75% of tipping load. The load point is the center line of the bucket pivot mounting pin on the stick. The oscillating axle must be locked. Lifting capacities are based on the machine standing on a firm uniform supporting surface. For lifting capacity including bucket and/or quick coupler, the respective weight has to be subtracted from above values. The use of a work tool attachment point to handle/lift objects, could affect the machine lift performance.

Always refer to the appropriate Operation and Maintenance Manual for specific product information.

MH3026 Material Handler Specifications

Lift Capacities – Counterweight: 5700 kg – Heavy Lift: On

All values are in kg, work tool: none, hydraulic cab riser, solid tires.

Load point height | Load over front | Load over rear | Load over side | Load at maximum reach (stick nose/bucket pin)

Undercarriage
2.99 m (MH)

Boom
7.5 m (MH)

Stick
5.5 m (Drop Nose)

Load point height	Undercarriage configuration	3000 mm			4500 mm			6000 mm			7500 mm						mm
13 500 mm	2 Sets Stabilizers – Up													*7350	*7350	*7350	4280
	2 Sets Stabilizers – Down													*7350	*7350	*7350	
12 000 mm	2 Sets Stabilizers – Up				*8850	*8850	*8850	*7500	*7500	6050				5650	5650	4350	7260
	2 Sets Stabilizers – Down				*8850	*8850	*8850	*7500	*7500	*7500				*5650	*5650	*5650	
10 500 mm	2 Sets Stabilizers – Up							8000	8000	6250	5550	5500	4300	3950	3950	3000	9050
	2 Sets Stabilizers – Down							*8700	*8700	*8700	*7450	*7450	*7450	*5050	*5050	*5050	
9000 mm	2 Sets Stabilizers – Up							8050	8000	6250	5550	5550	4300	3150	3150	2350	10 310
	2 Sets Stabilizers – Down							*8800	*8800	*8800	*7500	*7500	*7500	*4750	*4750	*4750	
7500 mm	2 Sets Stabilizers – Up							7900	7900	6150	5500	5500	4250	2700	2650	2000	11 230
	2 Sets Stabilizers – Down							*8950	*8950	*8950	*7600	*7600	*7600	*4600	*4600	4400	
6000 mm	2 Sets Stabilizers – Up				*11 300	*11 300	9300	7650	7600	5850	5300	5300	4100	2400	2350	1750	11 880
	2 Sets Stabilizers – Down				*11 300	*11 300	*11 300	*9350	*9350	*9350	*7750	*7750	*7750	*4600	*4600	3950	
4500 mm	2 Sets Stabilizers – Up	*13 000	*13 000	*13 000	11 400	11 350	8500	7200	7150	5450	5050	5050	3850	2200	2200	1550	12 310
	2 Sets Stabilizers – Down	*13 000	*13 000	*13 000	*12 850	*12 850	*12 850	*9850	*9850	*9850	*8000	*8000	*8000	4300	4300	3700	
3000 mm	2 Sets Stabilizers – Up				10 250	10 200	7450	6650	6600	4950	4750	4750	3550	2100	2050	1450	12 550
	2 Sets Stabilizers – Down				*14 000	*14 000	*14 000	*10 300	*10 300	*10 300	*8150	*8150	7950	*4050	*4050	3550	
1500 mm	2 Sets Stabilizers – Up				9100	9050	6450	6100	6050	4400	4450	4450	3250	2000	2000	1400	12 600
	2 Sets Stabilizers – Down				*14 200	*14 200	*14 200	*10 400	*10 400	*10 400	*8100	*8100	7600	*3650	*3650	3450	
0 mm	2 Sets Stabilizers – Up				*7800	*7800	5800	5650	5650	4000	4200	4150	3000				
	2 Sets Stabilizers – Down				*7800	*7800	*7800	*9800	*9800	*9800	*7700	*7700	7300				
–1500 mm	2 Sets Stabilizers – Up							5400	5400	3800	4000	4000	2850				
	2 Sets Stabilizers – Down							*8500	*8500	*8500	*6800	*6800	*6800				

Load point height	Undercarriage configuration	9000 mm			10 500 mm			12 000 mm						mm
13 500 mm	2 Sets Stabilizers – Up										*7350	*7350	*7350	4280
	2 Sets Stabilizers – Down										*7350	*7350	*7350	
12 000 mm	2 Sets Stabilizers – Up										5650	5650	4350	7260
	2 Sets Stabilizers – Down										*5650	*5650	*5650	
10 500 mm	2 Sets Stabilizers – Up	4000	3950	3050							3950	3950	3000	9050
	2 Sets Stabilizers – Down	*5150	*5150	*5150							*5050	*5050	*5050	
9000 mm	2 Sets Stabilizers – Up	4050	4050	3100							3150	3150	2350	10 310
	2 Sets Stabilizers – Down	*6550	*6550	6500							*4750	*4750	*4750	
7500 mm	2 Sets Stabilizers – Up	4050	4000	3100	3050	3050	2300				2700	2650	2000	11 230
	2 Sets Stabilizers – Down	*6550	*6550	6450	*5700	*5700	4950				*4600	*4600	4400	
6000 mm	2 Sets Stabilizers – Up	3950	3900	3000	3000	3000	2250				2400	2350	1750	11 880
	2 Sets Stabilizers – Down	*6600	*6600	6350	*5650	*5650	4900				*4600	*4600	3950	
4500 mm	2 Sets Stabilizers – Up	3800	3750	2850	2950	2900	2150	2300	2300	1650	2200	2200	1550	12 310
	2 Sets Stabilizers – Down	*6700	*6700	6200	5600	5600	4800	4500	4500	3850	4300	4300	3700	
3000 mm	2 Sets Stabilizers – Up	3600	3600	2650	2800	2800	2050	2250	2250	1600	2100	2050	1450	12 550
	2 Sets Stabilizers – Down	*6700	*6700	5950	5500	5450	4700	4450	4450	3800	*4050	*4050	3550	
1500 mm	2 Sets Stabilizers – Up	3400	3400	2500	2700	2700	1950	2200	2200	1550	2000	2000	1400	12 600
	2 Sets Stabilizers – Down	*6550	*6550	5750	*5350	*5350	4600	*4200	*4200	3750	*3650	*3650	3450	
0 mm	2 Sets Stabilizers – Up	3250	3250	2350	2600	2600	1850	2150	2150	1500				
	2 Sets Stabilizers – Down	*6150	*6150	5600	*4900	*4900	4450	*3700	*3700	*3700				
–1500 mm	2 Sets Stabilizers – Up	3150	3100	2200	2550	2550	1800							
	2 Sets Stabilizers – Down	*5400	*5400	*5400	*4200	*4200	*4200							

*Limited by hydraulic rather than tipping load.

Lift capacity ratings are based on ISO 10567:2007, they do not exceed 87% of hydraulic lifting capacity or 75% of tipping load. The load point is the center line of the bucket pivot mounting pin on the stick. The oscillating axle must be locked. Lifting capacities are based on the machine standing on a firm uniform supporting surface. For lifting capacity including bucket and/or quick coupler, the respective weight has to be subtracted from above values. The use of a work tool attachment point to handle/lift objects, could affect the machine lift performance.

Always refer to the appropriate Operation and Maintenance Manual for specific product information.

Lift Capacities – Counterweight: 12,570 lb – Heavy Lift: On

All values are in lb, work tool: none, hydraulic cab riser, solid tires.

Load point height | Load over front | Load over rear | Load over side | Load at maximum reach (stick nose/bucket pin)

Undercarriage
9'10" (MH)

Boom
24'7" (MH)

Stick
18'1" (Drop Nose)

	Undercarriage configuration	10 ft			15 ft			20 ft			25 ft						ft
45 ft	2 Sets Stabilizers – Up	*19,300	*19,300	*19,300										*17,600	*17,600	*17,600	11.75
	2 Sets Stabilizers – Down	*19,300	*19,300	*19,300										*17,600	*17,600	*17,600	
40 ft	2 Sets Stabilizers – Up				*19,100	*19,100	*19,100	*15,700	*15,700	12,900				*12,700	*12,700	10,200	22.87
	2 Sets Stabilizers – Down				*19,100	*19,100	*19,100	*15,700	*15,700	*15,700				*12,700	*12,700	*12,700	
35 ft	2 Sets Stabilizers – Up							17,200	17,100	13,400	11,800	11,800	9,200	9,000	9,000	6,800	29.13
	2 Sets Stabilizers – Down							*18,800	*18,800	*18,800	*15,700	*15,700	*15,700	*11,200	*11,200	*11,200	
30 ft	2 Sets Stabilizers – Up							17,300	17,200	13,400	12,000	11,900	9,300	7,100	7,000	5,300	33.46
	2 Sets Stabilizers – Down							*19,200	*19,200	*19,200	*16,400	*16,400	*16,400	*10,500	*10,500	*10,500	
25 ft	2 Sets Stabilizers – Up							17,000	17,000	13,200	11,800	11,800	9,100	6,000	5,900	4,400	36.61
	2 Sets Stabilizers – Down							*19,500	*19,500	*19,500	*16,500	*16,500	*16,500	*10,200	*10,200	9,800	
20 ft	2 Sets Stabilizers – Up				*24,700	*24,700	20,000	16,500	16,400	12,700	11,500	11,400	8,800	5,300	5,300	3,800	38.85
	2 Sets Stabilizers – Down				*24,700	*24,700	*24,700	*20,300	*20,300	*20,300	*16,900	*16,900	*16,900	*10,100	*10,100	8,800	
15 ft	2 Sets Stabilizers – Up	*28,000	*28,000	*28,000	24,600	24,500	18,400	15,500	15,500	11,800	10,900	10,900	8,300	4,900	4,800	3,500	40.35
	2 Sets Stabilizers – Down	*28,000	*28,000	*28,000	*27,800	*27,800	*27,800	*21,400	*21,400	*21,400	*17,300	*17,300	*17,300	9,500	9,500	8,200	
10 ft	2 Sets Stabilizers – Up				22,100	22,000	16,100	14,300	14,300	10,700	10,300	10,200	7,600	4,600	4,600	3,200	41.17
	2 Sets Stabilizers – Down				*30,200	*30,200	*30,200	*22,300	*22,300	*22,300	*17,700	*17,700	17,100	*9,000	*9,000	7,800	
5 ft	2 Sets Stabilizers – Up				19,700	19,600	13,900	13,100	13,100	9,500	9,600	9,500	7,000	4,500	4,400	3,100	41.34
	2 Sets Stabilizers – Down				*30,800	*30,800	*30,800	*22,500	*22,500	*22,500	*17,600	*17,600	16,300	*8,100	*8,100	7,700	
0 ft	2 Sets Stabilizers – Up				*18,100	18,100	12,500	12,200	12,200	8,700	9,000	9,000	6,500				
	2 Sets Stabilizers – Down				*18,100	*18,100	*18,100	*21,300	*21,300	*21,300	*16,600	*16,600	15,700				
–5 ft	2 Sets Stabilizers – Up							11,700	11,600	8,200	8,700	8,600	6,100				
	2 Sets Stabilizers – Down							*18,400	*18,400	*18,400	*14,700	*14,700	*14,700				

	Undercarriage configuration	30 ft			35 ft			40 ft						ft
45 ft	2 Sets Stabilizers – Up										*17,600	*17,600	*17,600	11.75
	2 Sets Stabilizers – Down										*17,600	*17,600	*17,600	
40 ft	2 Sets Stabilizers – Up										*12,700	*12,700	10,200	22.87
	2 Sets Stabilizers – Down										*12,700	*12,700	*12,700	
35 ft	2 Sets Stabilizers – Up										9,000	9,000	6,800	29.13
	2 Sets Stabilizers – Down										*11,200	*11,200	*11,200	
30 ft	2 Sets Stabilizers – Up	8,700	8,700	6,700							7,100	7,000	5,300	33.46
	2 Sets Stabilizers – Down	*14,200	*14,200	13,900							*10,500	*10,500	*10,500	
25 ft	2 Sets Stabilizers – Up	8,700	8,600	6,600	6,500	6,500	4,900				6,000	5,900	4,400	36.61
	2 Sets Stabilizers – Down	*14,200	*14,200	13,900	*12,300	*12,300	10,600				*10,200	*10,200	9,800	
20 ft	2 Sets Stabilizers – Up	8,500	8,400	6,400	6,500	6,400	4,800				5,300	5,300	3,800	38.85
	2 Sets Stabilizers – Down	*14,400	*14,400	13,700	12,300	12,200	10,600				*10,100	*10,100	8,800	
15 ft	2 Sets Stabilizers – Up	8,100	8,100	6,100	6,300	6,300	4,600	4,900	4,900	3,500	4,900	4,800	3,500	40.35
	2 Sets Stabilizers – Down	*14,500	*14,500	13,300	12,100	12,000	10,400	9,700	9,600	8,300	9,500	9,500	8,200	
10 ft	2 Sets Stabilizers – Up	7,800	7,700	5,700	6,100	6,000	4,400	4,800	4,800	3,400	4,600	4,600	3,200	41.17
	2 Sets Stabilizers – Down	*14,500	*14,500	12,900	11,800	11,800	10,100	9,600	9,500	8,200	*9,000	*9,000	7,800	
5 ft	2 Sets Stabilizers – Up	7,400	7,300	5,300	5,800	5,800	4,200	4,700	4,700	3,300	4,500	4,400	3,100	41.34
	2 Sets Stabilizers – Down	*14,200	*14,200	12,400	*11,500	11,500	9,900	*8,900	*8,900	8,100	*8,100	*8,100	7,700	
0 ft	2 Sets Stabilizers – Up	7,000	7,000	5,000	5,600	5,600	4,000	4,600	4,600	3,200				
	2 Sets Stabilizers – Down	*13,300	*13,300	12,000	*10,500	*10,500	9,600	*7,700	*7,700	*7,700				
–5 ft	2 Sets Stabilizers – Up	6,800	6,700	4,800	5,500	5,400	3,800							
	2 Sets Stabilizers – Down	*11,600	*11,600	*11,600	*8,900	*8,900	*8,900							

*Limited by hydraulic rather than tipping load.

Lift capacity ratings are based on ISO 10567:2007, they do not exceed 87% of hydraulic lifting capacity or 75% of tipping load. The load point is the center line of the bucket pivot mounting pin on the stick. The oscillating axle must be locked. Lifting capacities are based on the machine standing on a firm uniform supporting surface. For lifting capacity including bucket and/or quick coupler, the respective weight has to be subtracted from above values. The use of a work tool attachment point to handle/lift objects, could affect the machine lift performance.

Always refer to the appropriate Operation and Maintenance Manual for specific product information.

MH3026 Material Handler Specifications

Lift Capacities – Counterweight: 5700 kg – Heavy Lift: On

All values are in kg, work tool: none, hydraulic cab riser, solid tires.

Load point height | Load over front | Load over rear | Load over side | Load at maximum reach (stick nose/bucket pin)

Undercarriage
2.99 m (MH)

Boom
7.5 m (MH)

Stick
6.0 m (Drop Nose)

Load point height	Undercarriage configuration	3000 mm			4500 mm			6000 mm			7500 mm						mm
13 500 mm	2 Sets Stabilizers – Up				*7150	*7150	*7150							*6050	*6050	*6050	5360
	2 Sets Stabilizers – Down				*7150	*7150	*7150							*6050	*6050	*6050	
12 000 mm	2 Sets Stabilizers – Up							*7200	*7200	6250	5500	5500	4250	*4950	*4950	3850	7930
	2 Sets Stabilizers – Down							*7200	*7200	*7200	*5600	*5600	*5600	*4950	*4950	*4950	
10 500 mm	2 Sets Stabilizers – Up							*8050	*8050	6400	5650	5650	4400	3650	3600	2750	9590
	2 Sets Stabilizers – Down							*8050	*8050	*8050	*7100	*7100	*7100	*4500	*4500	*4500	
9000 mm	2 Sets Stabilizers – Up							8200	8200	6400	5700	5650	4450	2950	2950	2200	10 790
	2 Sets Stabilizers – Down							*8500	*8500	*8500	*7300	*7300	*7300	*4250	*4250	*4250	
7500 mm	2 Sets Stabilizers – Up							8100	8050	6300	5600	5600	4350	2550	2500	1850	11 670
	2 Sets Stabilizers – Down							*8650	*8650	*8650	*7400	*7400	*7400	*4150	*4150	*4150	
6000 mm	2 Sets Stabilizers – Up							7800	7800	6050	5450	5400	4200	2250	2250	1650	12 300
	2 Sets Stabilizers – Down							*9000	*9000	*9000	*7600	*7600	*7600	*4150	*4150	3800	
4500 mm	2 Sets Stabilizers – Up				11 800	11 750	8850	7400	7350	5650	5150	5150	3950	2100	2100	1500	12 720
	2 Sets Stabilizers – Down				*12 300	*12 300	*12 300	*9600	*9600	*9600	*7850	*7850	*7850	4100	4100	3550	
3000 mm	2 Sets Stabilizers – Up	*20 900	*20 900	14 550	10 600	10 600	7800	6800	6800	5100	4850	4850	3650	2000	1950	1400	12 950
	2 Sets Stabilizers – Down	*20 900	*20 900	*20 900	*13 600	*13 600	*13 600	*10 150	*10 150	*10 150	*8050	*8050	8050	*3950	3950	3400	
1500 mm	2 Sets Stabilizers – Up	*4300	*4300	*4300	9400	9350	6700	6200	6200	4550	4500	4500	3300	1900	1900	1350	13 000
	2 Sets Stabilizers – Down	*4300	*4300	*4300	*14 200	*14 200	*14 200	*10 400	*10 400	*10 400	*8100	*8100	7650	*3600	*3600	3300	
0 mm	2 Sets Stabilizers – Up	*3350	*3350	*3350	8550	8500	5900	5750	5700	4100	4250	4200	3050				
	2 Sets Stabilizers – Down	*3350	*3350	*3350	*9450	*9450	*9450	*10 000	*10 000	*10 000	*7850	*7850	7350				
–1500 mm	2 Sets Stabilizers – Up				*7750	*7750	5550	5450	5400	3800	4000	4000	2850				
	2 Sets Stabilizers – Down				*7750	*7750	*7750	*8950	*8950	*8950	*7100	*7100	*7100				

Load point height	Undercarriage configuration	9000 mm			10 500 mm			12 000 mm						mm
13 500 mm	2 Sets Stabilizers – Up										*6050	*6050	*6050	5360
	2 Sets Stabilizers – Down										*6050	*6050	*6050	
12 000 mm	2 Sets Stabilizers – Up										*4950	*4950	3850	7930
	2 Sets Stabilizers – Down										*4950	*4950	*4950	
10 500 mm	2 Sets Stabilizers – Up	4100	4100	3150							3650	3600	2750	9590
	2 Sets Stabilizers – Down	*5500	*5500	*5500							*4500	*4500	*4500	
9000 mm	2 Sets Stabilizers – Up	4150	4150	3200	3100	3100	2350				2950	2950	2200	10 790
	2 Sets Stabilizers – Down	*6400	*6400	*6400	*4850	*4850	*4850				*4250	*4250	*4250	
7500 mm	2 Sets Stabilizers – Up	4100	4100	3150	3100	3100	2350				2550	2500	1850	11 670
	2 Sets Stabilizers – Down	*6400	*6400	*6400	*5600	*5600	5050				*4150	*4150	*4150	
6000 mm	2 Sets Stabilizers – Up	4000	4000	3050	3050	3050	2300	2400	2350	1750	2250	2250	1650	12 300
	2 Sets Stabilizers – Down	*6500	*6500	6450	*5650	*5650	4950	4600	4600	3950	*4150	*4150	3800	
4500 mm	2 Sets Stabilizers – Up	3850	3850	2900	2950	2950	2200	2350	2300	1700	2100	2100	1500	12 720
	2 Sets Stabilizers – Down	*6600	*6600	6250	*5650	*5650	4850	4550	4550	3900	4100	4100	3550	
3000 mm	2 Sets Stabilizers – Up	3650	3650	2700	2850	2850	2100	2250	2250	1600	2000	1950	1400	12 950
	2 Sets Stabilizers – Down	*6650	*6650	6050	5500	5500	4750	4450	4450	3850	*3950	3950	3400	
1500 mm	2 Sets Stabilizers – Up	3450	3450	2500	2700	2700	1950	2200	2200	1550	1900	1900	1350	13 000
	2 Sets Stabilizers – Down	*6600	*6600	5800	5400	5350	4600	*4400	4400	3750	*3600	*3600	3300	
0 mm	2 Sets Stabilizers – Up	3250	3250	2350	2600	2600	1850	2150	2100	1500				
	2 Sets Stabilizers – Down	*6300	*6300	5600	*5100	*5100	4500	*3950	*3950	3700				
–1500 mm	2 Sets Stabilizers – Up	3150	3100	2200	2550	2500	1750							
	2 Sets Stabilizers – Down	*5700	*5700	5450	*4450	*4450	4400							

*Limited by hydraulic rather than tipping load.

Lift capacity ratings are based on ISO 10567:2007, they do not exceed 87% of hydraulic lifting capacity or 75% of tipping load. The load point is the center line of the bucket pivot mounting pin on the stick. The oscillating axle must be locked. Lifting capacities are based on the machine standing on a firm uniform supporting surface. For lifting capacity including bucket and/or quick coupler, the respective weight has to be subtracted from above values. The use of a work tool attachment point to handle/lift objects, could affect the machine lift performance.

Always refer to the appropriate Operation and Maintenance Manual for specific product information.

Lift Capacities – Counterweight: 12,570 lb – Heavy Lift: On

All values are in lb, work tool: none, hydraulic cab riser, solid tires.

Load point height | Load over front | Load over rear | Load over side | Load at maximum reach (stick nose/bucket pin)

Undercarriage
9'10" (MH)

Boom
24'7" (MH)

Stick
19'8" (Drop Nose)

	Undercarriage configuration	10 ft			15 ft			20 ft			25 ft						ft
45 ft	2 Sets Stabilizers – Up				*14,800	*14,800	*14,800							*14,000	*14,000	*14,000	15.88
	2 Sets Stabilizers – Down				*14,800	*14,800	*14,800							*14,000	*14,000	*14,000	
40 ft	2 Sets Stabilizers – Up							*15,300	*15,300	13,300	*11,300	*11,300	9,000	*11,100	*11,100	8,900	25.16
	2 Sets Stabilizers – Down							*15,300	*15,300	*15,300	*11,300	*11,300	*11,300	*11,100	*11,100	*11,100	
35 ft	2 Sets Stabilizers – Up							*17,500	*17,500	13,700	12,100	12,100	9,400	8,300	8,200	6,300	30.94
	2 Sets Stabilizers – Down							*17,500	*17,500	*17,500	*15,200	*15,200	*15,200	*10,000	*10,000	*10,000	
30 ft	2 Sets Stabilizers – Up							17,700	17,600	13,800	12,200	12,200	9,500	6,600	6,600	5,000	35.07
	2 Sets Stabilizers – Down							*18,500	*18,500	*18,500	*15,900	*15,900	*15,900	*9,400	*9,400	*9,400	
25 ft	2 Sets Stabilizers – Up							17,400	17,400	13,600	12,100	12,000	9,400	5,600	5,600	4,200	38.09
	2 Sets Stabilizers – Down							*18,800	*18,800	*18,800	*16,100	*16,100	*16,100	*9,200	*9,200	*9,200	
20 ft	2 Sets Stabilizers – Up							16,900	16,800	13,000	11,700	11,700	9,000	5,000	5,000	3,600	40.22
	2 Sets Stabilizers – Down							*19,600	*19,600	*19,600	*16,500	*16,500	*16,500	*9,100	*9,100	8,400	
15 ft	2 Sets Stabilizers – Up				25,400	25,300	19,100	15,900	15,900	12,100	11,100	11,100	8,500	4,600	4,600	3,300	41.67
	2 Sets Stabilizers – Down				*26,600	*26,600	*26,600	*20,800	*20,800	*20,800	*17,000	*17,000	*17,000	9,100	9,100	7,800	
10 ft	2 Sets Stabilizers – Up	*45,100	*45,100	31,500	22,900	22,800	16,900	14,700	14,600	11,000	10,500	10,400	7,800	4,400	4,300	3,100	42.45
	2 Sets Stabilizers – Down	*45,100	*45,100	*45,100	*29,400	*29,400	*29,400	*21,900	*21,900	*21,900	*17,500	*17,500	17,300	8,700	8,700	7,500	
5 ft	2 Sets Stabilizers – Up	*10,200	*10,200	*10,200	20,300	20,200	14,500	13,400	13,400	9,800	9,700	9,700	7,100	4,200	4,200	3,000	42.65
	2 Sets Stabilizers – Down	*10,200	*10,200	*10,200	*30,800	*30,800	*30,800	*22,500	*22,500	*22,500	*17,600	*17,600	16,500	*7,900	*7,900	7,300	
0 ft	2 Sets Stabilizers – Up	*7,700	*7,700	*7,700	18,400	18,300	12,800	12,400	12,300	8,800	9,100	9,100	6,500				
	2 Sets Stabilizers – Down	*7,700	*7,700	*7,700	*22,000	*22,000	*22,000	*21,700	*21,700	*21,700	*17,000	*17,000	15,800				
–5 ft	2 Sets Stabilizers – Up				17,500	17,400	12,000	11,700	11,700	8,200	8,700	8,600	6,100				
	2 Sets Stabilizers – Down				*17,700	*17,700	*17,700	*19,400	*19,400	*19,400	*15,300	*15,300	15,300				

	Undercarriage configuration	30 ft			35 ft			40 ft						ft
45 ft	2 Sets Stabilizers – Up										*14,000	*14,000	*14,000	15.88
	2 Sets Stabilizers – Down										*14,000	*14,000	*14,000	
40 ft	2 Sets Stabilizers – Up										*11,100	*11,100	8,900	25.16
	2 Sets Stabilizers – Down										*11,100	*11,100	*11,100	
35 ft	2 Sets Stabilizers – Up	8,800	8,700	6,700							8,300	8,200	6,300	30.94
	2 Sets Stabilizers – Down	*11,100	*11,100	*11,100							*10,000	*10,000	*10,000	
30 ft	2 Sets Stabilizers – Up	8,900	8,900	6,800	6,600	6,600	5,000				6,600	6,600	5,000	35.07
	2 Sets Stabilizers – Down	*13,900	*13,900	*13,900	*9,500	*9,500	*9,500				*9,400	*9,400	*9,400	
25 ft	2 Sets Stabilizers – Up	8,900	8,800	6,800	6,700	6,700	5,000				5,600	5,600	4,200	38.09
	2 Sets Stabilizers – Down	*14,000	*14,000	*14,000	*12,200	*12,200	10,800				*9,200	*9,200	*9,200	
20 ft	2 Sets Stabilizers – Up	8,600	8,600	6,600	6,600	6,500	4,900	5,100	5,100	3,700	5,000	5,000	3,600	40.22
	2 Sets Stabilizers – Down	*14,100	*14,100	13,800	*12,200	*12,200	10,700	*9,500	*9,500	8,500	*9,100	*9,100	8,400	
15 ft	2 Sets Stabilizers – Up	8,300	8,300	6,200	6,400	6,300	4,700	5,000	5,000	3,600	4,600	4,600	3,300	41.67
	2 Sets Stabilizers – Down	*14,300	*14,300	13,500	12,200	12,100	10,500	9,800	9,700	8,400	9,100	9,100	7,800	
10 ft	2 Sets Stabilizers – Up	7,900	7,800	5,800	6,100	6,100	4,500	4,900	4,800	3,500	4,400	4,300	3,100	42.45
	2 Sets Stabilizers – Down	*14,400	*14,400	13,000	11,900	11,900	10,200	9,600	9,600	8,200	8,700	8,700	7,500	
5 ft	2 Sets Stabilizers – Up	7,400	7,400	5,400	5,900	5,800	4,200	4,700	4,700	3,300	4,200	4,200	3,000	42.65
	2 Sets Stabilizers – Down	*14,300	*14,300	12,500	11,600	11,600	9,900	*9,400	*9,400	8,100	*7,900	*7,900	7,300	
0 ft	2 Sets Stabilizers – Up	7,000	7,000	5,000	5,600	5,600	4,000	4,600	4,600	3,200				
	2 Sets Stabilizers – Down	*13,600	*13,600	12,100	*10,900	*10,900	9,600	*8,400	*8,400	7,900				
–5 ft	2 Sets Stabilizers – Up	6,800	6,700	4,800	5,400	5,400	3,800							
	2 Sets Stabilizers – Down	*12,200	*12,200	11,800	*9,600	*9,600	9,500							

*Limited by hydraulic rather than tipping load.

Lift capacity ratings are based on ISO 10567:2007, they do not exceed 87% of hydraulic lifting capacity or 75% of tipping load. The load point is the center line of the bucket pivot mounting pin on the stick. The oscillating axle must be locked. Lifting capacities are based on the machine standing on a firm uniform supporting surface. For lifting capacity including bucket and/or quick coupler, the respective weight has to be subtracted from above values. The use of a work tool attachment point to handle/lift objects, could affect the machine lift performance.

Always refer to the appropriate Operation and Maintenance Manual for specific product information.

MH3026 Material Handler Specifications

Lift Capacities – Counterweight: 5700 kg – Heavy Lift: On

All values are in kg, work tool: none, hydraulic cab riser, solid tires, bucket cylinder and bucket linkage installed.

Load point height | Load over front | Load over rear | Load over side | Load at maximum reach (stick nose/bucket pin)

Undercarriage
2.99 m (MH)

Boom
7.5 m (MH)

Stick
5.0 m (Straight)

	Undercarriage configuration	3000 mm			4500 mm			6000 mm			7500 mm						mm
12 000 mm	2 Sets Stabilizers – Up				*8650	*8650	*8650	*6700	*6700	5550				*6150	*6150	5100	6290
	2 Sets Stabilizers – Down				*8650	*8650	*8650	*6700	*6700	*6700				*6150	*6150	*6150	
10 500 mm	2 Sets Stabilizers – Up				*9700	*9700	9350	7600	7550	5800	5100	5100	3850	4200	4200	3150	8300
	2 Sets Stabilizers – Down				*9700	*9700	*9700	*8700	*8700	*8700	*6900	*6900	*6900	*5350	*5350	*5350	
9000 mm	2 Sets Stabilizers – Up							7650	7600	5850	5200	5150	3950	3200	3150	2350	9660
	2 Sets Stabilizers – Down							*8800	*8800	*8800	*7400	*7400	*7400	*5000	*5000	*5000	
7500 mm	2 Sets Stabilizers – Up				*11 200	*11 200	9200	7500	7450	5700	5100	5100	3850	2600	2600	1850	10 640
	2 Sets Stabilizers – Down				*11 200	*11 200	*11 200	*8950	*8950	*8950	*7450	*7450	*7450	*4850	*4850	4500	
6000 mm	2 Sets Stabilizers – Up				11 700	11 650	8750	7200	7150	5450	4950	4900	3700	2300	2250	1600	11 320
	2 Sets Stabilizers – Down				*11 950	*11 950	*11 950	*9300	*9300	*9300	*7600	*7600	*7600	4650	4650	3950	
4500 mm	2 Sets Stabilizers – Up	*19 600	*19 600	15 350	10 750	10 700	7900	6750	6700	5000	4700	4650	3450	2050	2050	1400	11 780
	2 Sets Stabilizers – Down	*19 600	*19 600	*19 600	*13 000	*13 000	*13 000	*9750	*9750	*9750	*7800	*7800	*7800	4300	4300	3650	
3000 mm	2 Sets Stabilizers – Up				9550	9500	6800	6150	6150	4450	4350	4350	3150	1950	1900	1300	12 030
	2 Sets Stabilizers – Down				*13 850	*13 850	*13 850	*10 100	*10 100	*10 100	*7850	*7850	7550	*3950	*3950	3500	
1500 mm	2 Sets Stabilizers – Up				8500	8450	5850	5650	5600	4000	4050	4050	2900	1850	1850	1250	12 080
	2 Sets Stabilizers – Down				*9850	*9850	*9850	*9950	*9950	*9950	*7700	*7700	7200	*3500	*3500	3400	
0 mm	2 Sets Stabilizers – Up				*6800	*6800	5350	5250	5250	3650	3850	3800	2650				
	2 Sets Stabilizers – Down				*6800	*6800	*6800	*9100	*9100	*9100	*7100	*7100	6950				
–1500 mm	2 Sets Stabilizers – Up							5050	5050	3450	3700	3650	2500				
	2 Sets Stabilizers – Down							*7500	*7500	*7500	*6050	*6050	*6050				

	Undercarriage configuration	9000 mm			10 500 mm			12 000 mm						mm
12 000 mm	2 Sets Stabilizers – Up										*6150	*6150	5100	6290
	2 Sets Stabilizers – Down										*6150	*6150	*6150	
10 500 mm	2 Sets Stabilizers – Up										4200	4200	3150	8300
	2 Sets Stabilizers – Down										*5350	*5350	*5350	
9000 mm	2 Sets Stabilizers – Up	3700	3700	2750							3200	3150	2350	9660
	2 Sets Stabilizers – Down	*6350	*6350	6100							*5000	*5000	*5000	
7500 mm	2 Sets Stabilizers – Up	3700	3650	2700	2700	2700	1950				2600	2600	1850	10 640
	2 Sets Stabilizers – Down	*6300	*6300	6100	*5250	*5250	4600				*4850	*4850	4500	
6000 mm	2 Sets Stabilizers – Up	3600	3550	2650	2650	2650	1900				2300	2250	1600	11 320
	2 Sets Stabilizers – Down	*6350	*6350	6000	*5350	5350	4550				4650	4650	3950	
4500 mm	2 Sets Stabilizers – Up	3450	3400	2500	2600	2600	1850				2050	2050	1400	11 780
	2 Sets Stabilizers – Down	*6400	*6400	5800	5250	5250	4500				4300	4300	3650	
3000 mm	2 Sets Stabilizers – Up	3250	3250	2300	2500	2500	1750	1950	1900	1300	1950	1900	1300	12 030
	2 Sets Stabilizers – Down	*6350	*6350	5600	5150	5150	4350	*3950	*3950	3500	*3950	*3950	3500	
1500 mm	2 Sets Stabilizers – Up	3100	3050	2150	2400	2400	1650	1900	1900	1250	1850	1850	1250	12 080
	2 Sets Stabilizers – Down	*6100	*6100	5450	*4850	*4850	4250	*3600	*3600	3450	*3500	*3500	3400	
0 mm	2 Sets Stabilizers – Up	2950	2900	2000	2300	2300	1550							
	2 Sets Stabilizers – Down	*5600	*5600	5250	*4350	*4350	4150							
–1500 mm	2 Sets Stabilizers – Up	2850	2800	1900										
	2 Sets Stabilizers – Down	*4750	*4750	*4750										

*Limited by hydraulic rather than tipping load.

Lift capacity ratings are based on ISO 10567:2007, they do not exceed 87% of hydraulic lifting capacity or 75% of tipping load. The load point is the center line of the bucket pivot mounting pin on the stick. The oscillating axle must be locked. Lifting capacities are based on the machine standing on a firm uniform supporting surface. For lifting capacity including bucket and/or quick coupler, the respective weight has to be subtracted from above values. The use of a work tool attachment point to handle/lift objects, could affect the machine lift performance.

Always refer to the appropriate Operation and Maintenance Manual for specific product information.

Lift Capacities – Counterweight: 12,570 lb – Heavy Lift: On

All values are in lb, work tool: none, hydraulic cab riser, solid tires, bucket cylinder and bucket linkage installed.

Load point height | Load over front | Load over rear | Load over side | Load at maximum reach (stick nose/bucket pin)

Undercarriage
9'10" (MH)

Boom
24'7" (MH)

Stick
16'5" (Straight)

	Undercarriage configuration	10 ft			15 ft			20 ft						ft
40 ft	2 Sets Stabilizers – Up				*18,400	*18,400	*18,400				*13,900	*13,900	12,300	19.52
	2 Sets Stabilizers – Down				*18,400	*18,400	*18,400				*13,900	*13,900	*13,900	
35 ft	2 Sets Stabilizers – Up				*21,100	*21,100	20,100	16,200	16,200	12,400	9,700	9,600	7,200	26.61
	2 Sets Stabilizers – Down				*21,100	*21,100	*21,100	*18,600	*18,600	*18,600	*11,900	*11,900	*11,900	
30 ft	2 Sets Stabilizers – Up							16,400	16,300	12,500	7,200	7,200	5,300	31.33
	2 Sets Stabilizers – Down							*19,200	*19,200	*19,200	*11,000	*11,000	*11,000	
25 ft	2 Sets Stabilizers – Up				*24,400	*24,400	19,900	16,100	16,100	12,300	5,900	5,800	4,200	34.68
	2 Sets Stabilizers – Down				*24,400	*24,400	*24,400	*19,400	*19,400	*19,400	*10,700	*10,700	10,000	
20 ft	2 Sets Stabilizers – Up				25,200	25,100	18,900	15,500	15,400	11,700	5,100	5,000	3,500	37.04
	2 Sets Stabilizers – Down				*25,800	*25,800	*25,800	*20,200	*20,200	*20,200	10,400	10,300	8,800	
15 ft	2 Sets Stabilizers – Up	*42,200	*42,200	33,200	23,200	23,100	17,100	14,500	14,500	10,800	4,600	4,500	3,100	38.58
	2 Sets Stabilizers – Down	*42,200	*42,200	*42,200	*28,100	*28,100	*28,100	*21,100	*21,100	*21,100	9,500	9,500	8,100	
10 ft	2 Sets Stabilizers – Up				20,600	20,500	14,700	13,300	13,300	9,700	4,300	4,200	2,800	39.44
	2 Sets Stabilizers – Down				*30,000	*30,000	*30,000	*21,800	*21,800	*21,800	*8,700	*8,700	7,700	
5 ft	2 Sets Stabilizers – Up				18,300	18,300	12,700	12,200	12,100	8,600	4,100	4,100	2,700	39.63
	2 Sets Stabilizers – Down				*23,700	*23,700	*23,700	*21,500	*21,500	*21,500	*7,700	*7,700	7,500	
0 ft	2 Sets Stabilizers – Up				*15,700	*15,700	11,500	11,400	11,300	7,800				
	2 Sets Stabilizers – Down				*15,700	*15,700	*15,700	*19,700	*19,700	*19,700				
–5 ft	2 Sets Stabilizers – Up							10,900	10,900	7,400				
	2 Sets Stabilizers – Down							*16,300	*16,300	*16,300				

	Undercarriage configuration	25 ft			30 ft			35 ft						ft
40 ft	2 Sets Stabilizers – Up										*13,900	*13,900	12,300	19.52
	2 Sets Stabilizers – Down										*13,900	*13,900	*13,900	
35 ft	2 Sets Stabilizers – Up	10,900	10,900	8,200							9,700	9,600	7,200	26.61
	2 Sets Stabilizers – Down	*14,200	*14,200	*14,200							*11,900	*11,900	*11,900	
30 ft	2 Sets Stabilizers – Up	11,100	11,100	8,400	7,900	7,800	5,800				7,200	7,200	5,300	31.33
	2 Sets Stabilizers – Down	*16,100	*16,100	*16,100	*13,300	*13,300	13,100				*11,000	*11,000	*11,000	
25 ft	2 Sets Stabilizers – Up	11,000	10,900	8,300	7,900	7,800	5,800				5,900	5,800	4,200	34.68
	2 Sets Stabilizers – Down	*16,200	*16,200	*16,200	*13,700	*13,700	13,100				*10,700	*10,700	10,000	
20 ft	2 Sets Stabilizers – Up	10,600	10,600	8,000	7,700	7,700	5,600	5,700	5,700	4,100	5,100	5,000	3,500	37.04
	2 Sets Stabilizers – Down	*16,500	*16,500	*16,500	*13,800	*13,800	12,900	11,500	11,500	9,800	10,400	10,300	8,800	
15 ft	2 Sets Stabilizers – Up	10,100	10,000	7,400	7,400	7,300	5,300	5,600	5,500	3,900	4,600	4,500	3,100	38.58
	2 Sets Stabilizers – Down	*16,900	*16,900	*16,900	*13,800	*13,800	12,500	11,300	11,300	9,600	9,500	9,500	8,100	
10 ft	2 Sets Stabilizers – Up	9,400	9,400	6,800	7,000	7,000	5,000	5,300	5,300	3,700	4,300	4,200	2,800	39.44
	2 Sets Stabilizers – Down	*17,000	*17,000	16,200	*13,700	*13,700	12,100	11,100	11,100	9,400	*8,700	*8,700	7,700	
5 ft	2 Sets Stabilizers – Up	8,800	8,700	6,200	6,600	6,600	4,600	5,100	5,100	3,500	4,100	4,100	2,700	39.63
	2 Sets Stabilizers – Down	*16,600	*16,600	15,500	*13,200	*13,200	11,700	*10,500	*10,500	9,200	*7,700	*7,700	7,500	
0 ft	2 Sets Stabilizers – Up	8,300	8,200	5,700	6,300	6,300	4,300	4,900	4,900	3,300				
	2 Sets Stabilizers – Down	*15,400	*15,400	14,900	*12,100	*12,100	11,300	*9,300	*9,300	9,000				
–5 ft	2 Sets Stabilizers – Up	8,000	7,900	5,400	6,100	6,100	4,100							
	2 Sets Stabilizers – Down	*13,000	*13,000	*13,000	*10,100	*10,100	*10,100							

*Limited by hydraulic rather than tipping load.

Lift capacity ratings are based on ISO 10567:2007, they do not exceed 87% of hydraulic lifting capacity or 75% of tipping load. The load point is the center line of the bucket pivot mounting pin on the stick. The oscillating axle must be locked. Lifting capacities are based on the machine standing on a firm uniform supporting surface. For lifting capacity including bucket and/or quick coupler, the respective weight has to be subtracted from above values. The use of a work tool attachment point to handle/lift objects, could affect the machine lift performance.

Always refer to the appropriate Operation and Maintenance Manual for specific product information.

MH3026 Material Handler Specifications

Attachments Offering Guide – Europe

Not all Attachments are available in all regions. Consult your Cat dealer for configurations available in your region.

✓ Match | No Match | ● 1800 kg/m³ (3,000 lb/yd³) | ○ 1200 kg/m³ (2,000 lb/yd³) | ◆ 900 kg/m³ (1500 lb/yd³) | ◇ 600 kg/m³ (1000 lb/yd³)

PIN-ON ATTACHMENTS

Undercarriage		**MH 2.99 m (9'10")**			
Counterweight		**5.7 mt (12,570 lb)**			
Boom Type		**MH 6.9 m (22'8")**	**MH 7.5 m (24'7")**		
Stick Length		**5.50 m (18'1")**	**5.00 m (16'5")**	**5.50 m (18'1")**	**6.00 m (19'8")**
Stick Length		**5.50 m (18'1")**	**5.00 m (16'5")**	**5.50 m (18'1")**	**6.00 m (19'8")**
Multi-Processors	MP318 Shear Jaw		✓		
Demolition and Sorting Grapples	G317 GC		✓		
	G318		✓		
	G318 WH-800		✓		
	G318 WH-1100		✓		
	G324		✓		
	G324 WH-1500		✓		
Orange Peel Grapples	GSH420-500	●		●	●
	GSH420-600	●		●	●
	GSH420-750	●		●	●
	GSH425-750	●		●	●
	GSH425-950	●		○	○
	GSH425-1150	○		○	○
	GSH520-500	●		●	●
	GSH520-600	●		●	●
	GSH520-750	●		●	●
	GSH525-750	●		●	○
	GSH525-950	●		○	○
	GSH525-1150	○		◆	◆
	GSV420-400	●		●	●
	GSV420-500	●		●	●
	GSV420-600	●		●	●
	GSV420-750	●		●	●
	GSV420-1250	◇		◇	◇
	GSV425-600	●		●	●
	GSV425-750	●		●	●
	GSV425-950	●		●	○
	GSV425-1150	○		○	○
	GSV425-1550	◇		◇	◇
	GSV520 GC-400	●		●	●
	GSV520 GC-500	●		●	●
	GSV520 GC-600	●		●	●
	GSV520 GC-750	●		●	●
	GSV520 GC-1250	◇		◇	◇
	GSV520-400	●		●	●
	GSV520-500	●		●	●
	GSV520-600	●		●	●
	GSV520-750	●		●	●
	GSV520-1250	◇		◇	◇
	GSV525-600	●		●	●
	GSV525-750	●		●	●
	GSV525-950	●		○	○
	GSV525-1150	○		○	◆
Clamshell Grapples	CTV15-1000	●		●	●
	CTV15-1200	●		○	○
	CTV15-1500	○		○	◆
	CTV15-1700	○		◆	◆
	CTV15-1900				

(continued on next page)

Attachments Offering Guide – Europe *(continued)*

Not all Attachments are available in all regions. Consult your Cat dealer for configurations available in your region.

✓ Match | No Match | ● 1800 kg/m³ (3,000 lb/yd³) | ○ 1200 kg/m³ (2,000 lb/yd³) | ◆ 900 kg/m³ (1500 lb/yd³)

CAT PIN GRABBER COUPLER ATTACHMENTS		
Undercarriage		**MH 2.99 m (9'10")**
Counterweight		**5.7 mt (12,570 lb)**
Boom Type		**MH 7.5 m (24'7")**
Stick Length		**5.0 m (16'5")**
Multi-Processors	MP318 Shear Jaw	✓
Demolition and Sorting Grapples	G317 GC	✓
	G318	✓
	G318 WH-800	✓
	G318 WH-1100	✓

CW-40s DEDICATED COUPLER ATTACHMENTS		
Undercarriage		**MH 2.99 m (9'10")**
Counterweight		**5.7 mt (12,570 lb)**
Boom Type		**MH 7.5 m (24'7")**
Stick Length		**5.0 m (16'5")**
Multi-Processors	MP318 Shear Jaw	✓
Demolition and Sorting Grapples	G317 GC	✓
	G318	✓
	G318 WH-800	✓
	G318 WH-1100	✓
	G324	✓

CW-40 DEDICATED COUPLER ATTACHMENTS		
Undercarriage		**MH 2.99 m (9'10")**
Counterweight		**5.7 mt (12,570 lb)**
Boom Type		**MH 7.5 m (24'7")**
Stick Length		**5.0 m (16'5")**
Multi-Processors	MP318 Shear Jaw	✓
Demolition and Sorting Grapples	G317 GC	✓
	G317 GC Fixed CAN	✓
	G318	✓
	G318 Fixed CAN	✓
	G318 WH-800	✓
	G318 WH-1100	✓
	G324	✓

(continued on next page)

Attachments Offering Guide – Europe *(continued)*

Not all Attachments are available in all regions. Consult your Cat dealer for configurations available in your region.

✓ Match

S70 DEDICATED COUPLER ATTACHMENTS		
Undercarriage		**MH 2.99 m (9'10")**
Counterweight		**5.7 mt (12,570 lb)**
Boom Type		**MH 7.5 m (24'7")**
Stick Length		**5.0 m (16'5")**
Multi-Processors	MP318 Shear Jaw	✓
Demolition and Sorting Grapples	G317 GC	✓
	G318	✓
	G318 WH-800	✓
	G318 WH-1100	✓

HCS70 DEDICATED COUPLER ATTACHMENTS		
Undercarriage		**MH 2.99 m (9'10")**
Counterweight		**5.7 mt (12,570 lb)**
Boom Type		**MH 7.5 m (24'7")**
Stick Length		**5.0 m (16'5")**
Multi-Processors	MP318 Shear Jaw	✓
Demolition and Sorting Grapples	G317 GC	✓
	G318	✓
	G318 WH-800	✓
	G318 WH-1100	✓

HCS70/55 DEDICATED COUPLER ATTACHMENTS		
Undercarriage		**MH 2.99 m (9'10")**
Counterweight		**5.7 mt (12,570 lb)**
Boom Type		**MH 7.5 m (24'7")**
Stick Length		**5.0 m (16'5")**
Demolition and Sorting Grapples	G317 GC	✓
	G318	✓
	G318 WH-800	✓
	G318 WH-1100	✓

Attachments Offering Guide – North America

Not all Attachments are available in all regions. Consult your Cat dealer for configurations available in your region.

✓ Match | No Match | ● 1800 kg/m³ (3,000 lb/yd³) | ○ 1200 kg/m³ (2,000 lb/yd³) | ◆ 900 kg/m³ (1500 lb/yd³)

PIN-ON ATTACHMENTS					
Undercarriage		**MH 2.99 m (9'10")**			
Counterweight		**5.7 mt (12,570 lb)**			
Boom Type		**MH 6.9 m (22'8")**		**MH 7.5 m (24'7")**	
Stick Length		**5.50 m (18'1")**	**5.00 m (16'5")**	**5.50 m (18'1")**	**6.00 m (19'8")**
Multi-Processors	MP318 Shear Jaw		✓		
Demolition and Sorting Grapples	G318		✓		
	G318 WH-800		✓		
	G318 WH-1100		✓		
	G324		✓		
	G324 WH-1500		✓		
Mulchers	HM4015		✓		
	HM4815		✓		
Orange Peel Grapples	GSH420-500	●		●	●
	GSH420-600	●		●	●
	GSH420-750	●		●	●
	GSH425-750	●		●	●
	GSH425-950	●		○	○
	GSH425-1150	○		○	○
	GSH520-500	●		●	●
	GSH520-600	●		●	●
	GSH520-750	●		●	●
	GSH525-750	●		●	○
	GSH525-950	●		○	○
	GSH525-1150	○		◆	◆
Clamshell Grapples	CTV15-1900	◆			
Forestry Grapples	GLL52-2020				✓
	GLL52-2120			✓	
	GLL52-2480	✓			
	GLL55-1980				✓
	GLL55-2080			✓	
	GLL55-2440	✓			

CAT PIN GRABBER COUPLER ATTACHMENTS		
Undercarriage		**MH 2.99 m (9'10")**
Counterweight		**5.7 mt (12,570 lb)**
Boom Type		**MH 7.5 m (24'7")**
Stick Length		**5.0 m (16'5")**
Multi-Processors	MP318 Shear Jaw	✓
Demolition and Sorting Grapples	G318	✓
	G318 WH-800	✓
	G318 WH-1100	✓
Mulchers	HM4015	✓
	HM4815	✓

(continued on next page)

Attachments Offering Guide – North America *(continued)*

Not all Attachments are available in all regions. Consult your Cat dealer for configurations available in your region.

✓ Match

S70 DEDICATED COUPLER ATTACHMENTS		
Undercarriage		**MH 2.99 m (9'10")**
Counterweight		**5.7 mt (12,570 lb)**
Boom Type		**MH 7.5 m (24'7")**
Stick Length		**5.0 m (16'5")**
Multi-Processors	MP318 Shear Jaw	✓
Demolition and Sorting Grapples	G318	✓
	G318 WH-800	✓
	G318 WH-1100	✓

HCS70 DEDICATED COUPLER ATTACHMENTS		
Undercarriage		**MH 2.99 m (9'10")**
Counterweight		**5.7 mt (12,570 lb)**
Boom Type		**MH 7.5 m (24'7")**
Stick Length		**5.0 m (16'5")**
Multi-Processors	MP318 Shear Jaw	✓
Demolition and Sorting Grapples	G318	✓
	G318 WH-800	✓
	G318 WH-1100	✓

HCS70/55 DEDICATED COUPLER ATTACHMENTS		
Undercarriage		**MH 2.99 m (9'10")**
Counterweight		**5.7 mt (12,570 lb)**
Boom Type		**MH 7.5 m (24'7")**
Stick Length		**5.0 m (16'5")**
Demolition and Sorting Grapples	G318	✓
	G318 WH-800	✓
	G318 WH-1100	✓

Attachments Offering Guide – Australia/New Zealand

Not all Attachments are available in all regions. Consult your Cat dealer for configurations available in your region.

✓ Match

PIN-ON ATTACHMENTS		
Undercarriage		**MH 2.99 m (9'10")**
Counterweight		**5.7 mt (12,570 lb)**
Boom Type		**MH 7.5 m (24'7")**
Stick Length		**5.0 m (16'5")**
Demolition and Sorting Grapples	G318	✓
	G324	✓
Mulchers	HM4015	✓
	HM4815	✓

CAT PIN GRABBER COUPLER ATTACHMENTS		
Undercarriage		**MH 2.99 m (9'10")**
Counterweight		**5.7 mt (12,570 lb)**
Boom Type		**MH 7.5 m (24'7")**
Stick Length		**5.0 m (16'5")**
Demolition and Sorting Grapples	G318	✓
Mulchers	HM4015	✓
	HM4815	✓

MH3026 Standard and Optional Equipment

Standard and Optional Equipment

Standard and optional equipment may vary. Consult your Cat dealer for details.

	Standard	Optional
BOOM, STICKS AND LINKAGES		
6.9 m (22'8") Straight MH Boom		✓
7.5 m (24'7") Straight MH Boom		✓
5.0 m (16'5") Straight Stick		✓
5.5 m (18'1") Drop Nose Stick		✓
6.0 m (19'8") Drop Nose Stick		✓
Bucket linkage, B-type with lifting eye		✓
CAT TECHNOLOGY		
Cat Equipment Management:		
– VisionLink®	✓[1]	
– Remote Flash	✓	
– Remote Troubleshoot	✓	
Cat Payload:		
– On-the-go weighing	✓	
– Payload/cycle information	✓	
ELECTRICAL		
LED chassis light, left-hand/right-hand boom and stick lights, cab lights – 1,800 lumens	✓	
Programmable time-delay LED working lights	✓	
Roading and indicator lights, front and rear	✓	
Maintenance free batteries	✓	
Centralized electrical disconnect switch	✓	
Electrical refueling pump		✓

[1]Provides core telematics data to manage health, maintenance insights, and condition monitoring. Other plans available for more comprehensive data reporting. Consult your Cat dealer for details.

[2]Not compatible with 2D E-fence, Cab avoidance, or Cat Payload.

	Standard	Optional
ENGINE		
Cat C7.1 Single Turbo diesel engine (meets EU Stage V/U.S. EPA Tier 4 Final emission standards)	✓	
Power mode selector	✓	
One-touch low idle with automatic engine speed control	✓	
Automatic engine idle shutdown	✓	
Work up to 3000 m (9,842 ft) above sea level without engine power de-rating	✓	
52° C (125° F) high-ambient cooling capacity	✓	
Cold starting capability for –18° C (0° F)	✓	
Double element air filter with integrated pre-cleaner	✓	
Electric fuel priming pump	✓	
On-demand electric cooling fans with auto-reverse function	✓	
On-demand electric cooling fans with auto reverse function and vibrating radiator screen		✓
Biodiesel capability up to B20	✓	
HYDRAULICS		
Boom/stick lowering check valves	✓	
Overload warning	✓	
Electronic main control valve	✓	
Auto hydraulic oil warm up	✓	
Element type main hydraulic filter	✓	
2-Slider joysticks	✓	
Advanced Tool Control (one/two way high-pressure flow with drift reduction)		✓
Medium pressure auxiliary circuit (one/two way medium-pressure flow)	✓	
Heavy lift mode	✓	
Quick coupler circuit for Cat Pin Grabber and CW Dedicated		✓
SmartBoom™	✓[2]	
Joystick steering	✓	
Steering wheel		✓
Separate dedicated swing pump	✓	
Automatic swing brake	✓	
Cat BIO HYDO™ Advanced biodegradable hydraulic oil		✓
Adjustable hydraulic aggressiveness	✓	
Pattern changer	✓	
Hammer foot pedal		✓

(continued on next page)

Standard and Optional Equipment *(continued)*

Standard and optional equipment may vary. Consult your Cat dealer for details.

	Standard	Optional
SAFETY AND SECURITY		
Rear and right-side-view cameras	✓	
360° visibility		✓
Wide angle mirrors	✓	
Heated and remotely adjustable mirrors		✓
Travel alarm		✓
Signal/warning horn	✓	
Rotating beacon on cab and chassis		✓
Cat Asset tracker		✓
Neutral lever (lock out) for all controls	✓	
Ground-level accessible secondary engine shutoff switch in cab	✓	
Bluetooth® receiver	✓	
Anti-skid plate and countersunk bolts on service platform	✓	
2D E-fence	✓	
Cab Avoidance	✓	
Swing Assist	✓	
SERVICE AND MAINTENANCE		
Scheduled Oil Sampling (S·O·S℠) ports	✓	
Automatic lubrication system for implement and swing system	✓	
Integrated vehicle health management system	✓	

	Standard	Optional
UNDERCARRIAGE AND STRUCTURES		
All wheel drive	✓	
Automatic brake/axle lock	✓	
Creeper speed	✓	
Electronic swing and travel lock	✓	
Heavy-duty axles, advanced disc brake system and travel motor, adjustable braking force	✓	
Oscillating front axle, lockable, with remote greasing point	✓	
11.00-20 16 PR, dual tires		✓
10.00-20, dual, solid rubber tires		✓
Steps with tool box in undercarriage (left and right)	✓	
Two speed hydrostatic transmission	✓	
2.99 mm (9'10") wide MH undercarriage		✓
2.99 mm (9'10") wide MH undercarriage with push blade		✓
Undercarriage rear end steps		✓
Undercarriage front end steps		✓
Undercarriage extra side steps		✓
Counterweight 5700 kg (12,550 lb)	✓	

Dealer Installed Kit and Attachments

Attachments may vary. Consult your Cat dealer for details.

CAB

- 75 mm (3") retractable seat belt

SAFETY AND SECURITY

- Bluetooth key fob

GUARDS

- OPG (not compatible with cab light cover, rain protector)
- Mesh guard full front (not compatible with cab light cover, rain protector)

Cab Options

	Deluxe	Premium
Sound-suppressed TOPS cab	●	●
Heated seat with air-adjustable suspension	●	X
Heated and cooled seat with automatic adjustable suspension	X	●
Height-adjustable console, infinite with no tool	●	●
High-resolution 254 mm (10") LCD touchscreen monitor	●	●
Mechanical Mirror	●	X
Electrical Mirror	X	●
Automatic bi-level air conditioner	●	●
Jog dial and shortcut keys for monitor control	●	●
Keyless push-to-start engine control	●	●
51 mm seat belt	●	●
Unfastened seat belt warning	●	●
Bluetooth integrated radio with USB ports and speakers	●	●
Two 12V DC outlets	●	●
Auxiliary relay	○	○
Document storage	●	●
Cup and bottle holders	●	●
Fixed two-piece front window (P8B classified)	○	○
Fixed one-piece front window (P5A classified)	○	○
Parallel wiper with washer	●	●
Fixed glass skylight	●	●
LED dome lights	●	●
Foot Illumination	●	●
Roller rear sunscreen	X	●
Rear window emergency exit	●	●
Washable floor mat	●	●
Beacon ready	●	●
Operator Protective Guards (OPG)	○	○
Operator Protective Guards (OPG) with roof wiper	○	○
Advanced Cab Filtration	○	○
Two LED cab lights	●	●
Rain visor (not compatible with OPG)	●	●

● Standard

○ Optional

X Not available

MH3026 Environmental Declaration

The following information applies to the machine at the time of final manufacture as configured for sale in the regions covered in this document. The content of this declaration is valid as of the date issued; however, content related to machine features and specifications are subject to change without notice. For additional information, please see the machine's Operation and Maintenance Manual.

For more information on sustainability in action and our progress, please visit https://www.caterpillar.com/en/company/sustainability.

Engine

- The Cat® C7.1 engine meets U.S. EPA Tier 4 Final and EU Stage V emission standards.
- Cat diesel engines are required to use ULSD (ultra-low sulfur diesel fuel with 15 ppm of sulfur or less) or ULSD blended with the following lower-carbon intensity fuels** up to:
  - ✓ 20% biodiesel FAME (fatty acid methyl ester)*
  - ✓ 100% renewable diesel, HVO (hydrotreated vegetable oil) and GTL (gas-to-liquid) fuels

  Refer to guidelines for successful application. Please consult your Cat dealer or "Caterpillar Machine Fluids Recommendations" (SEBU6250) for details.

  **Engines with no aftertreatment devices can use higher blends, up to 100% biodiesel (for use of blends higher than 20% biodiesel, consult your Cat dealer).*

  ***Tailpipe greenhouse gas emissions from lower-carbon intensity fuels are essentially the same as traditional fuels.*

Air Conditioning System

- The air conditioning system on this machine contains the fluorinated greenhouse gas refrigerant R134a (Global Warming Potential = 1430). The system contains 1.05 kg (2.31 lb) of refrigerant which has a CO_2 equivalent of 1.502 metric tonnes (1.655 tons).

Paint

- Based on best available knowledge, the maximum allowable concentration, measured in parts per million (PPM), of the following heavy metals in paint are:
  - Barium < 0.01%
  - Cadmium < 0.01%
  - Chromium < 0.01%
  - Lead < 0.01%

Sound Performance

ISO 6395:2008 external	101 dB(A)
ISO 6396:2008 internal	70 dB(A)

- External Sound – The labeled spectator sound power level represents the Guaranteed Value per 2000/14/EC amended by 2005/88/EC, when properly equipped, and is measured according to the test procedures and conditions specified in ISO 6395:2008. The measurements were conducted at 70% of the maximum engine cooling fan speed.
- Internal Sound – The operator sound pressure level is measured according to the test procedures and conditions specified in ISO 6396:2008 for a cab offered by Caterpillar, when properly installed and maintained and tested with the door and windows closed. The measurements were conducted at 70% of the maximum engine cooling fan speed.
- Hearing protection may be needed when operating with an open operator station and cab (when not properly maintained for doors/windows open) for extended periods or in noisy environment(s).
- Blue Angel certified.

Oils and Fluids

- Caterpillar factory fills with ethylene glycol coolants. Cat Diesel Engine Antifreeze/Coolant (DEAC) and Cat Extended Life Coolant (ELC) can be recycled. Consult your Cat dealer for more information.
- Cat Bio HYDO Advanced is an EU Ecolabel approved biodegradable hydraulic oil.
- Additional fluids are likely to be present, please consult the Operations and Maintenance Manual or the Application and Installation guide for complete fluid recommendations and maintenance intervals.

Features and Technology

- The following features and technology may contribute to fuel savings and/or carbon reduction. Features may vary. Consult your Cat dealer for details.
  - Advanced electro-hydraulic systems balance power and efficiency
  - Extended service intervals help decrease maintenance costs
  - The latest hydraulic oil filter provides longer life with a 3,000-hour replacement interval
  - Programmable high-efficiency cooling fans run only when needed
  - One-touch low idle with automatic engine speed control
  - Remote flash and remote troubleshoot

For more complete information on Cat products, dealer services, and industry solutions, visit us on the web at **www.cat.com**

© 2024 Caterpillar
All rights reserved

Materials and specifications are subject to change without notice. Featured machines in photos may include additional equipment. See your Cat dealer for available options.

CAT, CATERPILLAR, LET'S DO THE WORK, their respective logos, "Caterpillar Corporate Yellow," the "Power Edge" and Cat "Modern Hex" trade dress as well as corporate and product identity used herein, are trademarks of Caterpillar and may not be used without permission. VisionLink is a trademark of Caterpillar Inc., registered in the United States and in other countries.

AEXQ4117-00 (11-2024)
Build Number: 07E
(Aus-NZ, Europe,
N Am, Türkiye)