

330 GC

HYDRAULIC EXCAVATOR



Net Power – ISO 9249
Operating Weight
Maximum Digging Depth

157.8 kW (212 hp)
28 900 kg (63,700 lb)
7260 mm (23.1 ft)



330 GC

HYDRAULIC EXCAVATOR

The Cat® 330 GC excavator balances productivity with easy-to-use controls, a comfortable cab, reduced fuel consumption, and longer maintenance intervals to reduce maintenance costs – all to give you a durable, low-cost-per-hour excavator for your applications. Not all features are available in all regions. Consult your Cat dealer for specific configurations available in your region.



LOW FUEL CONSUMPTION

A precise combination of low engine speed and a large hydraulic pump help burn less fuel, delivering top performance.

CAB DESIGN FOR SAFETY

The ISO-certified rollover protective structure (ROPS) cab is sound-suppressed and the large windows provide all around visibility for a safer, quieter work environment.

LOWER MAINTENANCE COSTS

Extended and synchronized maintenance intervals help you get more done at a lower cost compared to the previous model.

LATEST FEATURES



Cab Monitor Improvements

- Continuously improved user interface allows for intuitive navigation, minimizing performance interruption with the easy-to-use touchscreen menu.
- Smaller app tiles to view more apps in one screen.
- When navigating the menu, scroll position will be remembered.
- While menu is shown and lever is moved, camera view will be shown.
- Use the in-monitor QR code to learn about machine and technology features through a full suite of how-to videos.

Not all features are available in all regions. Please check with your local Cat dealer for specific offering availability in your area.
Build Number: 07H.

DO MORE WITH LESS FUEL



- The Cat® 330 GC excavator uses less fuel than the 330D2 in similar applications.
- The C7.1 Brazil MAR-1 emission standards, equivalent to U.S. EPA Tier 3 and EU Stage IIIA.
- Help reduce fuel consumption by matching the excavator to the job – Eco and Smart mode allow for automatic recognition of engine and hydraulic power in specific digging conditions.
- Auxiliary hydraulic options give you the versatility to use a wide range of Cat attachments.
- Don't let the temperature stop you from working. The excavator has a standard high-ambient temperature capability of 52° C (125° F) and cold start capability of -18° C (0° F). An optional -32° C (-25° F) cold start package is available.

LONG-TERM VALUE AND DURABILITY



- Work up to 3000 m (9,840 ft) above sea level without de-rating.
- Don't let the temperature stop you from working. The excavator has a standard high-ambient temperature capability of 52° C (125° F) and cold start capability of -18° C (0° F). An optional -32° C (-25° F) cold start package is available.
- Auto warm up speeds up hydraulic oil warming in cold temperatures and helps prolong the life of components.
- Two levels of fuel filtration protect the engine from dirty diesel fuel.
- Grease sealed between track pins and bushings reduces travel noise and prevents debris from entering to increase undercarriage life.
- The track guiding guard helps keep the excavator track aligned when traveling and working on slopes.
- The sloped track frame prevents mud and debris accumulation, helping reduce risk of track damage.



WORK COMFORTABLY IN LATEST CAB



- The cab has a wide seat that adjusts for operators of all sizes.
- Control the excavator comfortably with easy-to-reach controls all located in front of you.
- Standard automatic climate control keeps you at the right temperature all shift long.
- Stow your gear with plenty of in-cab storage beneath and behind the seat, overhead, and in the consoles. A cup holder, document holder, bottle holder, and coat hook are also provided.
- Use the standard radio's USB ports and Bluetooth® technology to connect to personal devices.

DESIGNED FOR OPERATORS

- Start the engine with a push button; use a Bluetooth key fob, or the unique Operator ID function.
- Program your power mode and joystick preferences using Operator ID; the excavator will remember what you set each time you go to work.
- Navigate quickly on the standard high-resolution 203 mm (8 in) touchscreen monitor or with the aid of the jog dial control.
- Protect your hammer tool from overheating and rapid wear. Auto hammer stop warns you after 15 seconds of continuous firing and then automatically shuts it off after 30 seconds – all to extend the tool's service life.
- Not sure how a function works or how to maintain the excavator? Always have the operator's manual at your fingertips in the touchscreen monitor.
- Continuously improved user interface allows for intuitive navigation, minimizing performance interruption with the easy-to-use touchscreen menu.
- Use the in-monitor QR code to learn about machine and technology features through a full suite of how-to videos.
- The Cat PL161 Attachment Locator is a Bluetooth device that makes finding your attachments and other gear quick and easy.
- Find the tool you need – even if it's hidden beneath overgrowth or debris. The available Bluetooth reader can search for any work tool equipped with Cat asset tracking devices up to a range of 60 m (200 ft).



LOWER MAINTENANCE COSTS



- Expect lower maintenance costs compared to the 330D2.
- Do all daily maintenance at ground level.
- Check engine oil level quickly and safely with the latest ground-level engine oil dipstick; fill and check engine oil on top of the machine with a conveniently located second dipstick.
- Track your excavator's filter life and maintenance intervals via the in-cab monitor.
- Expect the latest air intake filter with precleaner to last up to 1,000 hours.
- The hydraulic oil filter provides high filtration performance, anti-drain valves to keep oil clean when the filter is replaced, and longer life with a 3,000 hour replacement interval.
- High-efficiency cooling fans run only when needed; you can program intervals so they automatically reverse to keep cores clean without interrupting your work.
- Boost productivity with proactive service reminders. Our integrated vehicle health management system alerts the operator with step-by-step service guidance, along with parts needed, so you don't experience any unnecessary downtime.
- Scheduled Oil Sampling (S-O-SSM) ports simplify maintenance and allow for quick, easy extraction of fluid samples for analysis.



SAFELY HOME EVERY DAY


- Access 100% of daily maintenance points from ground level – no need for you to climb on top of the excavator.
- Keep your excavator secure with Operator ID. Use your PIN code on the monitor to enable the pushbutton starting feature.
- The standard ROPS cab meets ISO 12117-2:2008 requirements.
- Enjoy great visibility into the trench, in each swing direction, and behind you with the help of smaller cab pillars, larger windows, and a flat engine hood design.
- A rearview camera is standard, and a right-side-view camera is available.
- The latest right service platform design provides easy, safe, and quick access to upper service platform; the service platform steps use anti-skid punch plate to prevent slipping.
- The standard hydraulic lockout lever isolates all hydraulic and travel functions in the lowered position.
- Ground-level shut-off switch stops all fuel to the engine when activated and shuts down the machine.
- Enhance jobsite safety. Add a swing alarm to alert people when you're rotating from trench to stockpile and back again.
- Make service work easier with optional inspection lighting. With the flip of a switch, lights will illuminate the engine, pump, battery, and radiator compartments to enhance visibility.



TAKE THE GUESSWORK OUT OF MANAGING YOUR EQUIPMENT

- VisionLink® provides actionable data insights for all assets – regardless of fleet size or equipment manufacturer.* Review equipment data from your desktop or mobile device to maximize uptime and optimize assets. Dashboards provide information such as hours, miles, location, idle time, and fuel utilization. Make informed decisions that lower costs, simplify maintenance, and improve safety and security on your jobsite.
- VisionLink Productivity gathers and summarizes machine telematics and jobsite data from all your equipment – regardless of the manufacturer.* View actionable information such as idle time, fuel burn, location, payload, load counts, total cycles, and more to improve machine efficiency, productivity, and utilization. Access data anywhere via a mobile, tablet, or desktop device – on or off the jobsite.
- Remote Flash is a mobile application that allows you to update onboard software without a technician being present, allowing you to initiate software updates when convenient, increasing your overall operating efficiency.

****Data field availability can vary by equipment manufacturer.***



MORE THAN MACHINES

BUILT AROUND YOUR SUCCESS

When you buy Cat equipment, you get so much more than the machine. You also get the support of a world-class dealer network, backed by a range of flexible solutions, technology, tools, and more.



CUSTOMER VALUE AGREEMENTS

A Customer Value Agreement (CVA) from your Cat dealer helps you do more and worry less. A CVA simplifies machine ownership and maintenance, adds the security of expert dealer support, and gives you the peace of mind from effective equipment health management.

GENUINE CAT PARTS

Genuine Cat parts deliver the highest level of reliability and productivity. Order direct from your Cat dealer or shop online at parts.cat.com.

REPAIR OPTIONS

A broad range of repair options give you choices that work with your needs, budget, and timeline. Every repair is performed by expert Cat technicians. You'll receive smart repair advice, a timely, accurate quote, and service that gets your machine back into action quickly.

FINANCIAL SERVICES

Count on Cat Financial to provide the best finance and extended protection solutions for your business. For more than 30 years, we have helped our customers succeed through financial service excellence.



DOZERS



SKID STEERS



MATERIAL HANDLERS



EXCAVATORS



WHEEL LOADERS




TRACK LOADERS

INCREASE YOUR PRODUCTIVITY AND PROFIT WITH CAT ATTACHMENTS

You can easily expand the performance of your machine by utilizing any of the variety of Cat attachments. Each Cat attachment is designed to fit the weight and horsepower of Cat excavators for improved performance, safety, and stability.

BUCKETS



HYDRAULIC HAMMERS




PREVENT HAMMER WEAR AND TEAR

Protect your hammer tool from overheating and rapid wear. Auto hammer stop warns you after 15 seconds of continuous firing and then automatically shuts it off after 30 seconds – all to extend the tool's service life.

MULTI-PROCESSORS



QUICK COUPLERS



RIPPERS



SHEARS



VIBRATORY PLATE COMPACTORS



TECHNICAL SPECIFICATIONS

Engine

Net Power – ISO 9249	157.8 kW	212 hp
Net Power – ISO 9249 (DIN)	215 hp (metric)	
Engine Model	Cat C7.1	
Engine Power – ISO 14396	159 kW	213 hp
Engine Power – ISO 14396 (DIN)	216 hp (metric)	
Bore	105 mm	4 in
Stroke	135 mm	5 in
Displacement	7.01 L	428 in ³
Biodiesel Capability	Up to B20 ¹	
Emissions	Meets Brazil MAR-1 emission standards, equivalent to U.S. EPA Tier 3 and EU Stage IIIA.	

Net power advertised is the power available at the flywheel when the engine is equipped with fan, air intake system, exhaust system, and alternator with engine speed at 1,800 rpm. Advertised power is tested per the specified standard in effect at the time of manufacture.

¹Cat engines are compatible with diesel fuel blended with the following lower-carbon intensity fuels** up to: 100% biodiesel FAME (fatty acid methyl ester)* or 100% renewable diesel, HVO (hydrotreated vegetable oil) and GTL (gas-to-liquid) fuels. Refer to guidelines for successful application. Please consult your Cat dealer or “Caterpillar Machine Fluids Recommendations” (SEBU6250) for details.

*For use of blends higher than 20% biodiesel, consult your Cat dealer.

**Tailpipe greenhouse gas emissions from lower-carbon intensity fuels are essentially the same as traditional fuels.

Hydraulic System

Main System – Maximum Flow	560 L/min (148 gal/min)	
Maximum Pressure – Equipment	35 000 kPa	5,075 psi
Maximum Pressure – Travel	35 000 kPa	5,075 psi
Maximum Pressure – Swing	28 400 kPa	4,120 psi

Swing Mechanism

Swing Speed*	11.5 r/min	
Maximum Swing Torque	105 kN·m	77,370 lbf·ft

*For CE-marked machine default value may be set lower.

Weights

Operating Weight	28 900 kg	63,700 lb
Standard undercarriage, Reach boom, R3.2 m (10'6") stick, Heavy Duty (HD) 1.60 m ³ (2.09 yd ³) bucket, 600 mm (24") triple grouser shoes and 6700 kg (14,770 lb) counterweight.		

Service Refill Capacities

Fuel Tank Capacity	474 L	125.2 gal
Cooling System	25 L	6.6 gal
Engine Oil	25 L	6.6 gal
Swing Drive – Each	10 L	2.6 gal
Final Drive – Each	5.5 L	1.5 gal
Hydraulic System – Including Tank	310 L	81.9 gal
Hydraulic Tank	147 L	38.8 gal

Dimensions

Boom	Reach 6.15 m (20'2")	
Stick	Reach 3.2 m (10'6")	
Bucket	HD 1.60 m ³ (2.09 yd ³)	
Shipping Height – Top of Cab	3050 mm	10 ft
Handrail Height	3050 mm	10 ft
Shipping Length	10 420 mm	34.2 ft
Tail Swing Radius	3130 mm	10.3 ft
Counterweight Clearance	1110 mm	3.7 ft
Ground Clearance	490 mm	1.6 ft
Track Length	4350 mm	14.4 ft
Length to Center of Rollers	3490 mm	11.4 ft
Track Gauge	2390 mm	7.8 ft
Transport Width	2990 mm	9.9 ft

Working Ranges & Forces

Boom	Reach 6.15 m (20'2")	
Stick	Reach 3.2 m (10'6")	
Bucket	HD 1.60 m ³ (2.09 yd ³)	
Maximum Digging Depth	7260 mm	23.1 ft
Maximum Reach at Ground Level	10 690 mm	35.1 ft
Maximum Cutting Height	9980 mm	32.9 ft
Maximum Loading Height	6930 mm	22.8 ft
Minimum Loading Height	2280 mm	7.5 ft
Maximum Depth Cut for 2440 mm (8 ft) Level Bottom	7100 mm	23.3 ft
Maximum Vertical Wall Digging Depth	5800 mm	19 ft
Bucket Digging Force – ISO	179 kN	40,240 lbf
Stick Digging Force – ISO	126 kN	28,330 lbf

STANDARD & OPTIONAL EQUIPMENT

NOTE: Standard and optional equipment may vary. Consult your Cat dealer for details.

	Standard	Optional		Standard	Optional
UNDERCARRIAGE AND STRUCTURES			SERVICE AND MAINTENANCE		
Tie-down points on base frame	✓		S-O-S ports	✓	
Standard undercarriage		✓	Ground-level and platform-level engine oil dipsticks	✓	
Long undercarriage		✓	Integrated vehicle health management system	✓	
600 mm (24") triple grouser track shoes		✓	Electric refueling pump with auto shutoff		✓
600 mm (24") HD triple grouser track shoes		✓	HYDRAULIC SYSTEM		
700 mm (28") triple grouser track shoes		✓	Boom and stick regeneration circuits	✓	
700 mm (28") HD triple grouser track shoes		✓	Auto hydraulic warm up	✓	
800 mm (31") triple grouser track shoes		✓	Auto two-speed travel	✓	
5800 kg (12,790 lb) counterweight		✓	Boom and stick drift reduction valve	✓	
6700 kg (14,770 lb) counterweight		✓	Boom and stick lowering check valves		✓
BOOMS AND STICKS			Hammer return filter circuit		✓
6.15 m (20'2") Reach boom		✓	Tool Control (two pump, one/two way high-pressure flow)		✓
5.55 m (18'2") Mass boom		✓	Basic Tool Control (one pump, one way high-pressure flow)		✓
3.2 m (10'6") Reach stick		✓	Quick coupler circuit		✓
2.65 m (8'8") Reach stick		✓	SAFETY AND SECURITY		
2.5 m (8'2") Mass stick		✓	Auto hammer stop	✓	
CAT TECHNOLOGY			Rearview camera	✓	
VisionLink	✓		Ground-level engine shutoff switch	✓	
Remote Flash	✓		Lockable disconnect switch	✓	
VisionLink Productivity		✓	Right-hand handrail and hand hold	✓	
CAB			Signaling/warning horn	✓	
ROPS	✓		Right-hand-sideview camera		✓
Mechanically adjustable seat	✓		Swing alarm		✓
High-resolution 203 mm (8 in) LCD touchscreen monitor	✓		Inspection lighting		✓
Operator Protective Guards (OPG)		✓			
ENGINE					
Cat C7.1 single turbo diesel engine	✓				
Two selectable power modes	✓				
Auto engine speed control	✓				
Auto engine idle shutdown	✓				
52° C (125° F) high-ambient cooling capacity	✓				
-18° C (0° F) cold start capability	✓				
Double element air filter with integrated precleaner	✓				
Reversing electric cooling fans	✓				
-32° C (-25° F) cold start capability		✓			
ELECTRICAL SYSTEM					
Two 1,000 CCA maintenance free batteries	✓				
Programmable time-delay LED working lights	✓				
LED chassis light, left-hand boom light	✓				
Cab lights, right-hand boom light		✓			

For more complete information on Cat products, dealer services and industry solutions, visit us on the web at www.cat.com.

© 2024 Caterpillar. All Rights Reserved.

VisionLink is a trademark of Caterpillar Inc., registered in the United States and in other countries.

Materials and specifications are subject to change without notice. Featured machines in photos may include additional equipment. See your Cat dealer for available options.

CAT, CATERPILLAR, LET'S DO THE WORK, their respective logos, SmartBoom, S·O·S, Product Link, "Caterpillar Corporate Yellow," the "Power Edge" and Cat "Modern Hex" trade dress as well as corporate and product identity used herein, are trademarks of Caterpillar and may not be used without permission.
www.cat.com www.caterpillar.com

AEXQ3934-00 (11-2024)
Build Number: 07H
(Afr-ME, Aus-NZ, Eurasia, Hong Kong,
India, Indonesia, Pacific Islands,
S Am [except Brazil, Chile, Colombia],
SE Asia, Taiwan)

