

352

HYDRAULIC EXCAVATOR



Net Power – ISO 9249
Operating Weight
Maximum Digging Depth

330 kW (443 hp)
48 900 kg (107,800 lb)
8210 mm (26.11 ft)



352

RAISES THE STANDARD

The Cat® 352 gives you the power and durability to tackle big jobs. It offers premium performance and simple-to-use technologies like Cat Grade with 2D, Grade Assist, and Payload – all standard equipment from the factory to help boost your operator efficiencies. The 9.8 mt (21,605 lb) counterweight enables the excavator to be more stable and productive with large work tools. Extended and synchronized maintenance intervals and low fuel consumption help you cut costs without sacrificing production.

Not all features available in all regions. Consult your Cat dealer for specific configurations available in your region.



STANDARD AUTO DIG BOOST

Trouble cutting through tough material? Auto dig boost gives you an automatic power increase when you need it for better bucket penetration, shorter cycle times, and greater payloads.

OWN WITH CONFIDENCE

Extended and synchronized maintenance intervals combined with low fuel consumption help you cut costs without sacrificing uptime.

PROVEN PERFORMANCE

The steadfast C13B engine, reliable hydraulics, 9.8 mt (21,605 lb) counterweight, and large attachment capacity help produce big paydays.

LATEST FEATURES



Machine Setup Simplification

- At the touch of fingertips and navigating user-friendly icons, the latest operator oriented User Interface (UI) maximizes uptime and gets crews to work without delay. From re-ordering work tool lists to creating new work tool combinations as needed, operators can quickly set up machines and easily access information.
- The interface allows operators to maintain accuracy and makes the most of every second of their shift. Adding the ability to input couplers and attachments into the system makes setting up work tool combinations highly efficient by significantly reducing calibration time. It also eliminates the need to measure up again when changing Cat work tool attachments and makes it manageable for a single person to check and adjust for bucket wear.

Cat Grade 3D Ready

- The Cat Grade 3D Ready option includes all the hardware required for the Grade with 3D system, installed and tested from the factory. This option provides an easier upgrade path for customers who want to add Grade with 3D after their initial purchase. To activate, contact your Cat dealer to purchase the required 3D software licenses. Licenses can be installed remotely or manually loaded onto the machine.

A Legendary Legacy that Leads

- Founded in 1925, Caterpillar established the standard for tractors and construction equipment from the outset. Over the years, the company's leaders have gained a great deal of knowledge about what works and what doesn't. Caterpillar has grown alongside its customers, developing new products for hardworking individuals who want to push the limits. With that history comes innovation, change, creation, and learning. Caterpillar has partnerships across multiple industries and companies, continually developing and refining its understanding of how equipment should operate. Our commitment to designing and building the world's best equipment is evident in every single product.

Cat Payload and Advanced Payload*

- Cat Payload provides operators with on-the-go weighing to help them hit load targets and avoid overloading, underloading, or misloading materials. Advanced Payload is a system upgrade that offers expanded features and capabilities, including custom tags, daily totals, and electronic ticketing. Combine Payload with VisionLink™ Productivity* to analyze jobsites and individual assets for remote management of production targets and key metrics.

*VisionLink subscription required. Availability may vary by region, consult your Cat dealer for more details. Build Number: 08D

PERFORMANCE POWERHOUSE

- Work up to 4500 m (14,760 ft) above sea level with derating.
- Powerful swing torque easily handles changes in momentum, uneven terrain, and consistent high-impact connections, helping operators make their work swift and precise.
- Did you know baffle plates help increase an excavator's strength-to-weight ratio? That is why Caterpillar incorporates the plates in high-stress areas like the boom, stick, and frame. Reinforcing the machine without adding significantly more weight also helps provide years of reliable performance, even in the harshest environments.
- The cylinder rods are reinforced with additional wear rings to help reduce oil leaks. The car body has thick baffle plates for a long service life. The thick track link has large bolt joints to help maintain bolt retention. Track rollers have a large shaft diameter to help prevent bending and oil leaks while increasing the 352's loading capacity, which means more reliable production for you.
- Grease sealed between track pins and bushings reduces travel noise and prevents debris from entering to increase undercarriage life.
- The center track guiding guard helps align the excavator track when traveling and working on slopes.
- The sloped track frame prevents mud and debris accumulation, helping reduce the risk of track damage.
- Auxiliary hydraulic options allow you to use a wide range of Cat attachments.
- Advansys™ bucket tips increase penetration and improve cycle times. Tip changes can be done quickly with a simple lug wrench instead of a hammer or special tool, improving safety and uptime.
- Match the excavator to the job with three operating modes: Power, Smart, and ECO. Smart mode automatically adjusts power for the highest fuel efficiency – less power for tasks such as swinging and more power for digging.
- Enhanced heavy lift mode increases system pressure to help you easily pick and place heavy material.
- Auto warm-up speeds up hydraulic oil warming in cold temperatures and helps prolong the life of components.
- Don't let the temperature stop you from working. This excavator has a high-ambient capability of 52° C (125° F) and a standard cold start capability of -18° C (-0.4° F).
- The engine meets U.S. EPA Tier 4 Final, EU Stage V, Korea Stage V and Japan 2014 emission standards with an aftertreatment system that requires no operator input or downtime.



EXCEPTIONAL EFFICIENCY THROUGH TECHNOLOGY

- The latest operator oriented User Interface (UI) has been designed to maximize uptime by allowing operators to easily reorder work tool lists and quickly create new work tool combinations. It also eliminates the need to measure up again when changing Cat work tool attachments and makes it manageable for a single person to check and adjust for bucket wear.
- Cat Lift Assist helps avoid machine tipping. With visual and auditory alerts, operators will know if their load is within the excavator's safe working range limits.
- Cat 2D E-Fence restricts the front linkage from moving beyond operator-defined preset boundaries for the ceiling, floor, wall, swing, and cab. It helps operators avoid jobsite hazards such as traffic, keeps personnel safe, and helps you save on costly repairs, equipment downtime, and potential jobsite fines.
- Cat Detect – People Detection for excavators is an intelligent vision camera system that can alert an operator when someone enters a machine's hazard zone.*
- Cat Grade with Assist helps operators stay on grade simply and effortlessly with semi-autonomous digging. It automates boom, stick, and bucket movements to deliver more accurate cuts with less effort.
- Cat Grade with 2D for excavators is an indicate system that helps operators reach grade faster.* Select your target depth and slope and watch the Grade with 2D system use on-board processors and sensors to provide real-time guidance on the distance to grade.
- Cat Grade with 3D for excavators helps operators grade more quickly, accurately, and efficiently, improving productivity.* It incorporates GNSS technology and RTK positioning guidance to streamline the grading process for complex designs commonly encountered on large infrastructure and commercial projects. This system allows operators to work confidently, eliminating guesswork while cutting and filling to precise specifications.
- The Cat Grade 3D Ready option includes all the hardware required for the Grade with 3D system, installed and tested from the factory. Activation requires the purchase of additional 3D software licenses, contact your Cat dealer for details.
- Upgrade to our dual antenna GNSS for maximum grading efficiency. The system lets you create and edit designs on the touchscreen monitor while you're on the job, or you can have the plan design sent to the excavator to make your work easier. Plus, you get added benefits of avoidance zones, cut and fill mapping, lane guidance, and augmented reality along with advanced positioning capability.
- All Cat Grade systems are compatible with radios and base stations from Trimble, Topcon, and Leica. Already invested in a grade infrastructure? You can install grade systems from Trimble, Topcon, and Leica onto the machine.
- Cat Payload provides operators with on-the-go weighing to help them hit load targets and avoid overloading, underloading, or misloading materials.
- Advanced Payload is a system upgrade that offers expanded features and capabilities, including custom tags, daily totals, and electronic ticketing. Combine Payload with VisionLink** to analyze jobsites and individual assets for remote management of production targets and key metrics.



- Cat Operator Coaching allows operators of all experience levels to take their efficiency and productivity to the next level. With tips and data at their fingertips, operators can track and improve their productivity through everyday work on the jobsite. Gain data-based insights towards operators and operations when you pair Operator Coaching with VisionLink.** There are two coaching tip categories:
 - Operational Efficiency Tips: Help operators stay at the top of their game by identifying areas to increase skill and efficiency, such as digging technique and idle times.
 - Machine Health Tips: Some actions are inefficient and cause unnecessary wear and tear on the machine and its components. Following Machine Health Tips can help extend the life of the machine, improve digging technique, and reduce fuel waste.

* The system may not detect personnel in certain circumstances, such as fast swing speeds, people lying down or crouching, or when cameras are impaired by low light conditions (dusk, dawn, overcast), inclement weather (snow, rain, fog), or other similar conditions. For limitations of use, refer to the operation and maintenance manual.

** VisionLink subscription required.

NOTE: Cat Payload for excavators is not legal for trade.

Availability may vary by region, consult your Cat dealer for more details.


TAKE THE GUESSWORK OUT OF MANAGING YOUR EQUIPMENT

- VisionLink provides actionable data insights for all assets – regardless of fleet size or equipment manufacturer.* Review equipment data from your desktop or mobile device to maximize uptime and optimize assets. Dashboards provide information such as hours, miles, location, idle time, and fuel utilization. Make informed decisions that lower costs, simplify maintenance, and improve safety and security on your jobsite.
- VisionLink gathers and summarizes machine telematics and jobsite data from all your equipment – regardless of the manufacturer.* View actionable information such as idle time, fuel burn, location, payload, load counts, total cycles, and more to improve machine efficiency, productivity, and utilization. Access data anywhere via a mobile, tablet, or desktop device – on or off the jobsite.
- Cat Inspect is a mobile application that allows you to easily perform digital preventative maintenance (PM) checks, inspections, and daily walkarounds. Inspections can easily be integrated with other Cat data systems like VisionLink so you can keep a close eye on your fleet.
- Cat Remote Troubleshoot is a mobile application that allows your Cat dealer to perform diagnostic testing on your connected machine remotely to help ensure that issues are resolved quickly and with less downtime.
- Cat Remote Flash is a mobile application that allows you to update onboard software without a technician being present, allowing you to initiate software updates when convenient, increasing your overall operating efficiency.
- The Cat PL161 attachment locator allows you to track attachments across all worksites, reduce the number of lost attachments, and plan for attachment maintenance and replacement. The work tool recognition** feature automatically adjusts machine settings based on the selected tool.
- Cat Command remote control enables equipment operators to work safely outside the machine when working in hazardous environments. Command offers the choice of handheld consoles* (line-of-sight) or long-distance virtual stations (non-line-of-sight). Deep integration with machine systems enables efficiency and productivity by maintaining the use of in-cab technology*** features (Grade, Payload, Assist, etc.).

* Data field availability can vary by equipment manufacturer.

** Recognition feature available on select excavator models. Consult your Cat dealer for details.

*** Not all technology features are available on the Command Console and vary by model. Consult your Cat dealer for details.



INTUITIVE AND EMPOWERING TO OPERATE

- The 352 uses a keyless push-button engine start. This adds security for the machine by using Operator ID codes to limit and track machine access. Codes can be entered manually via an optional Bluetooth® key fob.
- Most machine settings can be controlled through the high-resolution touchscreen monitor. It offers several languages and is easy to reach from the seat – no twisting or turning.
- A second 254 mm (10 in) monitor is available for the Cat Grade and Cat Grade with 3D.
- Operating can be made easier with the touch of a joystick button. The joystick function can be customized through the monitor. The joystick pattern and response can be set to match operator preference. All preferences are saved with the Operator ID and restored at login.
- Make moving the excavator much easier with Cat Stick Steer. Push a button and use one hand to travel and turn instead of both hands or feet on levers or pedals.
- You can also add an auxiliary relay to power on or turn off a CB radio, beacon light, or other attachment so you don't have to take your hands off the joysticks.
- Program up to four depth and slope offsets so you can easily get to grade without a grade checker – saving time and enhancing safety on the jobsite.
- Operator coaching is an in-cab system that recognizes specific opportunities for operators to be more productive and prevent unnecessary machine wear and tear.
- Not sure how a function works or how to maintain the excavator? Always have the operator's manual at your fingertips on the touchscreen monitor.
- Use the in-monitor QR code to learn about machine and technology features through a full suite of how-to videos.
- Not all features are available in all regions. Please check with your local Cat dealer for specific offering availability in your area.



EASY AND ECONOMICAL MAINTENANCE



- The 352's extended and synchronized service intervals and reduced hydraulic oil capacity help you save time and money.
- The excavator is auto-lube ready with built-in mounting points; an available auto-lube retrofit kit provides additional hardware to mount a grease pump and line guards – all to help do the job of lubing cleaner and trouble-free.
- Boost productivity with proactive service reminders. The Integrated Vehicle Health Management system alerts the operator with step-by-step service guidance and parts needed so you don't experience unnecessary downtime.
- Track your excavator's filter life and maintenance intervals via the in-cab monitor.
- Fuel and engine oil filters are accessible from the upper platform and synchronized to be changed at 1,000 hours.
- The latest hydraulic oil filter provides high-quality filtration performance and features anti-drain valves to keep oil clean when the filter is replaced, and the 3,000-hour extended replacement interval offers efficiency and convenience.
- S-O-SSM ports with extended sampling intervals are on ground level, simplifying maintenance and allowing for quick, easy extraction of samples for fluid analysis.
- Using Cat genuine oil and filters and doing typical S-O-S monitoring will extend the current service interval, giving you more uptime.
- The high-efficiency hydraulic fan has a programmable automatic reverse function to keep cores free from debris, eliminating the need for any operator interaction.
- The advanced air intake filter with pre-cleaner has a high dust-holding capacity.
- The latest engine air cleaners with an integrated pre-cleaner surpass radial seal air cleaners' lifespan.

ULTIMATE OPERATOR COMFORT

- Sites where excavators work are typically rugged and challenging. That's why it's important that the 352 cab help protect the operator as much as possible from fatigue, stresses, sounds, and temperatures of the job.
- Comfort and efficiency of movement help keep operators productive and alert all shift long. The standard seat is wide and adjustable for operators of virtually any size.
- The tip-up left console makes getting in and out of the seat easy.
- Two cab options – Deluxe and Premium – let you choose the level of comfort you need.
- The Deluxe cab package includes a heated air suspension seat; the Premium seat is heated and cooled.
- The cab is sound-suppressed and sealed.
- Advanced viscous mounts reduce cab vibration
- Control the excavator comfortably with easy-to-reach controls located in front of you.
- The touchscreen monitor makes it easy to access critical information and settings.
- Shortcut keys make it easy, and two are for entertainment, heating, and air conditioning. There is also a shortcut key for apps and functions that you can set.
- Standard automatic climate control keeps you at the right temperature throughout your shift.
- Convenience features include Bluetooth integrated radio, USB charging and phone connectivity ports, 12V DC outlets, and an AUX port.
- Cup and bottle holders are easy to reach, and storage spaces are located conveniently throughout the cab.
- Stow your gear with plenty of in-cab storage beneath and behind the seat, overhead, and in the consoles.

Not all features are available in all regions. Please check with your local Cat dealer for specific offering availability in your area.



SAFELY HOME EVERY DAY



- Operator ID keeps your excavator secure. To enable the push-button starting feature, use your PIN code on the monitor or the optional Bluetooth key fob.
- Serrated steps, anti-skid plating, and handrails help you avoid slips and trips – a major contributor to workplace injuries.
- Standard Lift Assist quickly calculates the actual load you are lifting and compares it to the rated load the excavator is capable of handling. Visual and auditory alerts tell you if you are within safe working range or need to take immediate action to avoid tipping.
- See all around the machine with the premium 360° lighting package. The 1800-lumen lights on the chassis, cab, boom, sides, and rear illuminate the jobsite for operators and ground personnel.
- Add optional inspection lighting to illuminate the engine, pump, battery, and cooling compartments, making service work more accessible.
- Whether you are using a bucket, hammer, grapple, or clamshell, standard 2D E-fence automatically stops excavator motion using boundaries you set in the monitor for the entire working envelope – above, below, sides, and front. E-fence protects equipment from damage and helps reduce fines related to zoning or underground utility damage. Automatic boundaries even help prevent operator fatigue by reducing overswinging and overdigging. A travel direction indicator helps operators know which way to activate the travel levers.
- Consider adding Cat Command to your fleet. The remote-control system keeps you away from potential hazards. The non-line-of-sight kit has a Wi-Fi radio, cameras, and a microphone to work anywhere.
- Small cab pillars, large windows, and a flat engine hood design help you enjoy great visibility into the trench, in each swing direction, and behind you.
- Add a swing alarm to alert people when rotating from the trench to the stockpile.
- Rear and right-hand-sideview cameras are standard. Upgrade to 360° visibility, and you'll easily visualize objects and personnel around the excavator in a single view.
- A ground-level shutoff switch stops all fuel to the engine when activated and shuts down the machine.
- The right-hand service platform design help provide easy, safe, and quick access to the upper service platform; the service platform steps use serrated steps and an anti-skid punch plate to prevent slipping.
- The handrails comply with ISO 2867:2011 requirements.
- The standard rollover protective structure (ROPS) meets ISO 12117-2 2008 requirements.

- The Cat C13B engine meets U.S. EPA Tier 4 Final, EU Stage V, Korea Stage V, and Japan 2014 emission standards.
 - Cat diesel engines are required to use ULSD (ultra-low sulfur diesel fuel with 15 ppm of sulfur or less) and are compatible* with ULSD blended with the following lower-carbon intensity fuels** up to:
 - 20% biodiesel FAME (fatty acid methyl ester) ***
 - 100% renewable diesel, HVO (hydrotreated vegetable oil) and GTL (gas-to-liquid) fuelsRefer to guidelines for successful application. Please consult your Cat dealer or “Caterpillar Machine Fluids Recommendations” (SEBU6250) for details.
 - A well-trained operator is worth the investment. Skilled operators benefit your bottom line by maximizing productivity, avoiding costly downtime, and maintaining jobsite safety – which can help to improve fuel efficiency and reduce greenhouse gas emissions.
 - Cat Grade technologies combine advanced guidance with optional automated machine control, helping you reach grading targets while reducing fuel burn and greenhouse gas emissions by improving efficiency, jobsite productivity, and accuracy.
 - Auto Engine Speed Control helps reduce unnecessary fuel burn and greenhouse gas emissions by allowing the engine to automatically go into idle mode when the machine is not working.
 - Cat Payload for excavators provides on-the-go material weighing, which helps reduce fuel burn by improving loading efficiency, jobsite productivity, and eliminating trips to the scale.
 - Cat 2D E-fence keeps the front linkage within a predefined work area to aid in avoiding hazards such as traffic – not only helping keep personnel safe but also helping you avoid repairs, downtime, and costly jobsite fines.
 - Extended maintenance intervals help reduce downtime and decrease the amount of fluid and filters replaced over the machine's life.
 - Cat VisionLink displays the CO₂ emissions for monitored assets, calculated by fuel type for the Runtime Fuel Burned each day in a selected date range.
 - Remote Flash helps minimize downtime and maintenance time while keeping your asset running at maximum efficiency. Alerts for machine updates are sent virtually from your Cat dealer, and updates can be deployed without a dealer technician needing to be on site.
 - Remote Troubleshoot helps decrease maintenance time and keeps your machine running with maximum efficiency by allowing your Cat dealer to virtually test the machine while working. Once a problem is identified, a technician can fix it the first time, saving time and money.
- * While Caterpillar engines are compatible with these alternative fuels, some regions may not allow their use.
- ** Tailpipe greenhouse gas emissions from lower-carbon intensity fuels are essentially the same as traditional fuels.
- *** Engines with no aftertreatment devices are compatible with higher blends, up to 100% biodiesel (for use of blends higher than 20% biodiesel, consult your Cat dealer).




INCREASE YOUR PRODUCTIVITY AND PROFIT WITH CAT ATTACHMENTS

You can easily expand the performance of your machine by utilizing any of the variety of Cat attachments. Each Cat attachment is designed to fit the weight and horsepower of Cat excavators for improved performance, safety, and stability.

Attachments may vary. Consult your Cat dealer for details.

BUCKETS



GRAPPLES




HYDRAULIC HAMMERS



MULTI-PROCESSORS



QUICK COUPLERS



SECONDARY PULVERIZERS



SHEARS



ORANGE PEEL GRAPPLES



TECHNICAL SPECIFICATIONS

See cat.com for complete specifications.

ENGINE		
Engine Model	Cat® C13B	
Net Power – ISO 9249	330 kW	443 hp
Net Power – ISO 9249 (DIN)	449 hp (metric)	
Engine Power – ISO 14396	332 kW	445 hp
Engine Power – ISO 14396 (DIN)	451 hp (metric)	
Bore	130 mm	5 in
Stroke	157 mm	6 in
Displacement	12.5 L	763 in ³
Biodiesel Capability	Up to B20 ¹	
Emissions	Meets U.S. EPA Tier 4 Final, EU Stage V, Korea Stage V, and Japan 2014 emission standards.	

Net power advertised is the power available at the flywheel when the engine is equipped with fan, air intake system, exhaust system and alternator with engine speed at 1,700 rpm. Advertised power is tested per the specified standard in effect at the time of manufacture.

¹Cat diesel engines are required to use ULSD (ultra-low sulfur diesel fuel with 15 ppm of sulfur or less) and are compatible* with ULSD blended with the following lower-carbon intensity fuels** up to:

- 20% biodiesel FAME (fatty acid methyl ester)***
- 100% renewable diesel, HVO (hydrotreated vegetable oil) and GTL (gas-to-liquid) fuels.

Refer to guidelines for successful application. Please consult your Cat dealer or “Caterpillar Machine Fluids Recommendations” (SEBU6250) for details.

*While Caterpillar engines are compatible with these alternative fuels, some regions may not allow their use.

**Tailpipe greenhouse gas emissions from lower-carbon intensity fuels are essentially the same as traditional fuels.

***Engines with no aftertreatment devices are compatible with higher blends, up to 100% biodiesel (for use of blends higher than 20% biodiesel, consult your Cat dealer).

HYDRAULIC SYSTEM		
Main System – Maximum Flow	779 L/min (206 gal/min)	
Maximum Pressure – Equipment	35 000 kPa	5,076 psi
Maximum Pressure – Equipment – Lift Mode	38 000 kPa	5,511 psi
Maximum Pressure – Travel	35 000 kPa	5,076 psi
Maximum Pressure – Swing	26 000 kPa	3,771 psi

SWING MECHANISM		
Swing Speed*	8.3 r/min	
Maximum Swing Torque	189 kN·m	139,000 ft·lbf
*For CE machines, default value may be set lower.		

WEIGHTS		
Operating Weight	48 900 kg	107,800 lb

SERVICE REFILL CAPACITIES		
Fuel Tank Capacity	715 L	188.9 gal
Cooling System	52 L	13.7 gal
Engine Oil	40 L	10.6 gal
Swing Drive	10.5 L	2.8 gal
Final Drive – Each	9.5 L	2.5 gal
Hydraulic System – Including Tank	550 L	145.3 gal
Hydraulic Tank	217 L	57.3 gal
Diesel Exhaust Fluid (DEF) Tank	80 L	21.1 gal

DIMENSIONS		
Boom	Reach 6.9 m (22'8")	
Stick	Reach 3.9 m (12'10")	
Bucket	HD 3.3 m ³ (4.32 yd ³)	
Shipping Height – Top of Cab	3230 mm	10.7 ft
Handrail Height	3370 mm	11.1 ft
Shipping Length	11 900 mm	39.1 ft
Tail Swing Radius	3760 mm	12.4 ft
Counterweight Clearance	1280 mm	4.2 ft
Ground Clearance	475 mm	1.7 ft
Track Length	5370 mm	17.7 ft
Track Length to Center of Rollers	4360 mm	14.4 ft
Track Gauge	2740 mm	9 ft
Transport Width	3640 mm	11.11 ft

WORKING RANGES AND FORCES		
Boom	Reach 6.9 m (22'8")	
Stick	Reach 3.9 m (12'10")	
Bucket	HD 3.3 m ³ (4.32 yd ³)	
Maximum Digging Depth	8210 mm	26.11 ft
Maximum Reach at Ground Level	12 150 mm	39.9 ft
Maximum Cutting Height	10 730 mm	35.2 ft
Maximum Loading Height	7420 mm	24.4 ft
Minimum Loading Height	2200 mm	7.3 ft
Maximum Depth Cut for 2440 mm (8 ft) Level Bottom	8080 mm	26.6 ft
Maximum Vertical Wall Digging Depth	5860 mm	19.3 ft
Bucket Digging Force – ISO	267 kN	60,000 lbf
Stick Digging Force – ISO	183 kN	41,100 lbf

AIR CONDITIONING SYSTEM	
The air conditioning system on this machine contains the fluorinated greenhouse gas refrigerant R134a or R1234yf. See the label or instruction manual for identification of the gas.	
• If equipped with R134a (Global Warming Potential = 1430), the system contains 1.0 kg (2.2 lb) of refrigerant which has a CO ₂ equivalent of 1.430 metric tonnes (1.576 tons).	
• If equipped with R1234yf (Global Warming Potential = 0.501), the system contains 0.85 kg (1.87 lb) of refrigerant which has a CO ₂ equivalent of 0.001 metric tonnes (0.001 tons).	

SOUND	
ISO 6395:2008 (external)	108 dB(A)
ISO 6396:2008 (inside cab)	73 dB(A)

• External Sound – The spectator sound power level is measured according to the test procedures and conditions specified in ISO 6395:2008 for a Cat machine that is properly equipped and maintained. The measurements were conducted at 70% of the maximum engine cooling fan speed.

• Internal Sound – The operator sound pressure level is measured according to the test procedures and conditions specified in ISO 6396:2008 for a cab offered by Caterpillar, when properly installed and maintained and tested with the door and windows closed. The measurements were conducted at 70% of the maximum engine cooling fan speed.

• Hearing protection may be needed when operating with an open operator station and cab (when not properly maintained for doors/windows open) for extended periods or in noisy environment(s).

STANDARD AND OPTIONAL EQUIPMENT

Standard and optional equipment may vary. Consult your Cat® dealer for details.

UNDERCARRIAGE AND STRUCTURES	STANDARD	OPTIONAL
Towing eye on base frame	•	
Fixed gauge undercarriage		•
Variable gauge undercarriage		•
High wide undercarriage on LRE only		•
600 mm (24") double grouser track shoes		•
600 mm (24") triple grouser track shoes		•
750 mm (30") triple grouser track shoes		•
900 mm (35") triple grouser track shoes		•
CAT® TECHNOLOGY	STANDARD	OPTIONAL
Cat Equipment Management:		
VisionLink™ ¹	•	
Remote Flash	•	
Remote Troubleshoot	•	
Work tool recognition and tracking (PL161) ³	•	
Operator Coaching ²		•
Cat Grade:		
Cat Grade with 2D	•	
Cat Grade with 2D with Attachment Ready Option (ARO)		•
Laser catcher		•
Cat Grade with 3D (single or dual GNSS)		•
Compatible with 3D grade systems from Trimble, Topcon, and Leica	•	
Cat Grade 3D Ready		•
Cat Grade Connectivity ²		•
Cat Assist:		
Grade Assist	•	
Boom Assist	•	
Bucket Assist	•	
Swing Assist	•	
Lift Assist	•	
Cat Payload:		
On-the-go weighing	•	
Semiautomatic calibration	•	
Payload/cycle information	•	
VisionLink back office reporting ²		•
Cat Advanced Payload:		
Daily totals		•
Custom lists		•
Smart weight target		•
E-ticket Integration ²		•
Other:		
Cat Tiltrotator (TRS) integration		•

CAB	STANDARD	OPTIONAL
High-resolution LCD touchscreen monitor	•	
Heated seat with air-adjustable suspension (Deluxe only)	•	
Heated and cooled seat with auto adjustable suspension (Premium only)	•	
Operator Protective Guards		•
Cat Stick Steer		•
Auxiliary relay		•
ENGINE	STANDARD	OPTIONAL
Three selectable modes: Power, Smart, and Eco	•	
Auto engine speed control	•	
Up to 4500 m (14,760 ft) altitude capability	•	
52° C (126° F) high-ambient cooling capacity	•	
-18° C (0° F) cold start capability	•	
Double element air filter with integrated pre-cleaner	•	
Remote disable	•	
Cold start block heaters		•
-32° C (-25° F) cold start capability		•
Inlet air heater		•
Engine oil sensor		•
BOOMS AND STICKS	STANDARD	OPTIONAL
7.4 m (24'2") Long Reach boom		•
6.9 m (20'3") Reach boom		•
6.55m (21'6") Mass boom		•
4.3 m (14'1") Long Reach stick		•
3.9 m (12'10") Reach stick		•
3.35 m (11'0") Reach stick		•
3.0 m (9'10") Mass stick		•
2.9 m (9'6") Reach stick		•
2.5 m (8'2") Mass stick		•
ELECTRICAL SYSTEM	STANDARD	OPTIONAL
Maintenance-free 1,000 CCA batteries (x2)	•	
Centralized electrical disconnect switch	•	
LED lights	•	
Premium surround lighting package		•
SERVICE AND MAINTENANCE	STANDARD	OPTIONAL
Integrated vehicle health management system	•	
Grouped location of engine oil and fuel filters	•	
S-O-S ports	•	
Electric refueling pump with auto shutoff		•

¹ Provides core telematics data to manage health, maintenance insights, and condition monitoring. Other plans available for more comprehensive data reporting. Consult your Cat dealer for details.

² VisionLink subscription required. Consult your Cat dealer for details.

³ Requires PL161 attachment locator on work tool and Bluetooth® receiver on machine.

(Continued on next page)

STANDARD AND OPTIONAL EQUIPMENT (Continued)

Standard and optional equipment may vary. Consult your Cat® dealer for details.

HYDRAULIC SYSTEM	STANDARD	OPTIONAL
Boom and stick regeneration circuit	•	
Electronic main control valve	•	
Auto hydraulic oil warmup	•	
Auto swing parking brake	•	
High performance hydraulic return filter	•	
Two-speed travel	•	
Bio hydraulic oil capability	•	
Smart Boom		•
Auto heavy lift		•
Combined two-way auxiliary circuit with direct return		•
Medium-pressure auxiliary circuit		•
Quick coupler circuit		•
Hydraulic efficiency monitoring		•
SAFETY AND SECURITY	STANDARD	OPTIONAL
E-Fence	•	
Caterpillar One Key security system	•	
Lockable external tool/storage box	•	
Lockable door, fuel, and hydraulic tank locks	•	
Lockable fuel drain compartment	•	
Service platform with anti-skid plate and recessed bolts	•	
Rear and right-hand-sideview cameras	•	
Lockable disconnect switch	•	
Inspection lighting	•	
Cat® Command remote control		•
360° Visibility		•
Operator Protective Guards (OPG)		•

For more complete information on Cat products, dealer services and industry solutions, visit us on the web at www.cat.com.

© 2025 Caterpillar. All Rights Reserved.

Materials and specifications are subject to change without notice. Featured machines in photos may include additional equipment. See your Cat dealer for available options.

CAT, CATERPILLAR, LET'S DO THE WORK, VisionLink, their respective logos, "Caterpillar Corporate Yellow," the "Power Edge" and Cat "Modern Hex" trade dress as well as corporate and product identity used herein, are trademarks of Caterpillar and may not be used without permission.
www.cat.com www.caterpillar.com

AEXQ4341-01 (12-2025)
Replaces AEXQ4341-00
Build Number: 08D
(Aus-NZ, Chile, Colombia,
Europe, N Am, Türkiye)

