



352 UHD

Hydraulic Excavator

Technical Specifications

Configurations and features may vary by region. Please consult your Cat® dealer for availability in your area.

Table of Contents

Specifications	2
Engine	2
Engine RPM	2
Swing Mechanism	2
Weights	2
Track	2
Drive	3
Hydraulic System	3
Service Refill Capacities	3
Standards	3
Sound Performance	3
Air Conditioning System	3
Operating Weights and Ground Pressures	4
Major Component Weights	5
Dimensions	6
Working Ranges and Forces	12
Retrofit Boom (straight position)	16
Retrofit Boom (bent position)	20
Bucket Specifications and Compatibility:	
Africa, Middle East, Eurasia	24
Southeast Asia	25
Attachments Offering Guide:	
Africa, Middle East, Eurasia	26
Southeast Asia	31
Standard and Optional Equipment	32
Dealer Installed Kits and Attachments	34
352 Ultra High Demolition (UHD) Environmental Declaration	35

352 UHD Hydraulic Excavator Specifications

Engine

Engine Model	Cat® C13	
Net Power		
ISO 9249	302.2 kW	405 hp
ISO 9249 (DIN)	411 hp (metric)	
Engine Power		
ISO 14396	303 kW	406 hp
ISO 14396 (DIN)	412 hp (metric)	
Bore	130 mm	5 in
Stroke	157 mm	6 in
Displacement	12.5 L	763 in ³

- Emits equivalent to U.S. EPA Tier 3 and EU Stage IIIA.
- Recommended for use up to 4500 m (14,760 ft) altitude with engine power derate above 2600 m (8,530 ft).
- Advertised power is tested per the specified standard in effect at the time of manufacture.
- Net power advertised is the power available at the flywheel when the engine is equipped with fan, air intake system, exhaust system and alternator.
- Engine speed at 1,800 rpm.
- Cat engines are compatible with diesel fuel blended with the following lower-carbon intensity fuels** up to:
 - ✓ 100% biodiesel FAME (fatty acid methyl ester)*
 - ✓ 100% renewable diesel, HVO (hydrotreated vegetable oil) and GTL (gas-to-liquid) fuels

Refer to guidelines for successful application. Please consult your Cat dealer or “Caterpillar Machine Fluids Recommendations” (SEBU6250) for details.

*For use of blends higher than 20% biodiesel, consult your Cat dealer.

**Tailpipe greenhouse gas emissions from lower-carbon intensity fuels are essentially the same as traditional fuels.

Engine RPM

Operation	1,650 rpm
Travel	1,800 rpm

Swing Mechanism

Swing Speed (UHD)	4.4 rpm	
Swing Speed (Retrofit)	8.44 rpm	
Maximum Swing Torque (Dynamic)	150 kN·m	111,000 lbf·ft
Maximum Swing Torque (Static)	189 kN·m	139,000 lbf·ft

Weights

Operating Weight	64 500 kg	142,200 lb
• Hydraulic Variable Gauge undercarriage, 28 m (91'10") UHD front, 600 mm (24") triple grouser shoes, 12.0 mt (26,455 lb) counterweight.		
Operating Weight	65 000 kg	143,300 lb
• Hydraulic Variable Gauge undercarriage, 28 m (91'10") UHD front, 700 mm (28") triple grouser shoes, 12.0 mt (26,455 lb) counterweight.		
Operating Weight	63 200 kg	139,300 lb
• Hydraulic Variable Gauge undercarriage, Retrofit boom, R3.35 m TB (10'6") stick, Heavy Duty (HD) 2.9 m ³ (3.79 yd ³) bucket, 600 mm (24") triple grouser shoes, 12.0 mt (26,455 lb) counterweight.		
Operating Weight	63 400 kg	139,800 lb
• Hydraulic Variable Gauge undercarriage, Retrofit boom, R3.9 m TB (12'10") stick, HD 2.9 m ³ (3.79 yd ³) bucket, 600 mm (24") triple grouser shoes, 12.0 mt (26,455 lb) counterweight.		

Track

Optional Track Shoes Width	600 mm	24 in
Optional Track Shoes Width	700 mm	28 in
Number of Shoes (each side)	56	
Number of Track Rollers (each side)	10	
Number of Carrier Rollers (each side)	3 Long Carriage-Variable Gauge (LC-VG)	

352 UHD Hydraulic Excavator Specifications

Drive

Maximum Gradeability	35°/70%	
Maximum Travel Speed	4.5 km/h	2.8 mph
Maximum Drawbar Pull	340 kN	76,435 lbf

Hydraulic System

Main System – Maximum Flow – Implement	779 L/min (389 × 2 pumps)	206 gal/min (103 × 2 pumps)
Maximum Pressure – Equipment – Implement	35 000 kPa	5,076 psi
Maximum Pressure – Equipment – Lift Mode	38 000 kPa	5,511 psi
Maximum Pressure – Travel	35 000 kPa	5,076 psi
Maximum Pressure – Swing	26 000 kPa	3,771 psi
Base Boom Cylinder – Bore	170 mm	7 in
Base Boom Cylinder – Stroke	1524 mm	60 in
Fore Boom Cylinder – Bore	190 mm	7 in
Fore Boom Cylinder – Stroke	1758 mm	69 in
UHD Stick Cylinder – Bore	170 mm	7 in
UHD Stick Cylinder – Stroke	1550 mm	61 in
UHD Bucket Cylinder – Bore	140 mm	6 in
UHD Bucket Cylinder – Stroke	1100 mm	43 in
Retrofit Front Stick Cylinder – Bore	190 mm	7 in
Retrofit Front Stick Cylinder – Stroke	1758 mm	69 in
TB Bucket Cylinder – Bore	160 mm	6 in
TB Bucket Cylinder – Stroke	1356 mm	53 in

Service Refill Capacities

Fuel Tank Capacity	715 L	188.9 gal
Cooling System	52 L	13.7 gal
Engine Oil (with filter)	40 L	10.6 gal
Swing Drive	10.5 L	2.8 gal
Final Drive (each)	9.5 L	2.5 gal
Hydraulic System (including tank)	550 L	145.3 gal
Hydraulic Tank (including suction pipe)	217 L	57.3 gal

Standards

Brakes	ISO 10265:2008
Cab/Operator Protective Guards (OPG)	ISO 10262:1998 Level II

Sound Performance

ISO 6395:2008 (external)	107 dB(A)
ISO 6396:2008 (inside cab)	75 dB(A)

- Hearing protection may be needed when operating with an open operator station and cab (when not properly maintained or doors/windows open) for extended periods or in a noisy environment.

Air Conditioning System

The air conditioning system on this machine contains the fluorinated greenhouse gas refrigerant R134a (Global Warming Potential = 1430). The system contains 1.00 kg (2.2 lb) of refrigerant which has a CO₂ equivalent of 1.430 metric tonnes (1.576 tons).

352 UHD Hydraulic Excavator Specifications

Operating Weights and Ground Pressures

Base Machine Configurations	600 mm (24") Triple Grouser Shoes		700 mm (28") Triple Grouser Shoes	
	Weight	Ground Pressure	Weight	Ground Pressure
	kg (lb)	kPa (psi)	kg (lb)	kPa (psi)
Base Frame with Single Flange Track Rollers and Carrier Rollers				
12.0 mt (26,455 lb) Counterweight + Hydraulic Variable Gauge Undercarriage Base Machine				
28 m (91'10") UHD Front (Base Boom, Nose Boom, Fore Boom) + 9.1 m (29'9") UHD Stick, Dedicated C Linkage	64 500 (130,100)	102.9 (14.9)	65 000 (131,300)	88.9 (12.9)
Retrofit Boom (Base Boom, Retrofit Boom) + R3.35 m TB (11'0") Stick + HD 2.9 m ³ (3.79 yd ³) bucket	63 200 (130,100)	100.8 (14.6)	63 700 (130,400)	87.1 (12.6)
Retrofit Boom (Base Boom, Retrofit Boom) + R3.9 m TB (12'10") Stick + HD 2.9 m ³ (3.79 yd ³) bucket	63 400 (130,100)	101.1 (14.7)	63 900 (130,400)	87.4 (12.7)

All operating weights include a 90% fuel tank with 75 kg (165 lb) operator.

352 UHD Hydraulic Excavator Specifications

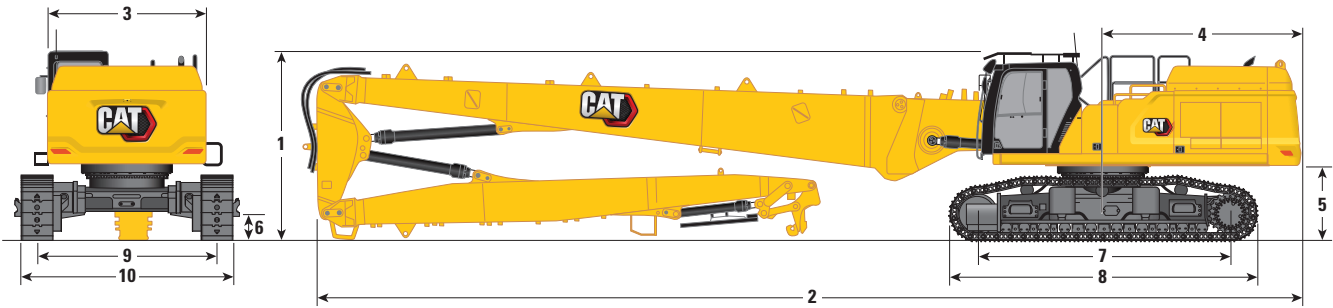
Major Component Weights

	kg	lb
Base Machine with 12.0 mt (26,455 lb) counterweight, upper frame, base frame, hydraulic variable gauge undercarriage with track rollers and carrier rollers – does not include base boom, stick, bucket, boom, boom cylinders, stick cylinder, bucket cylinder, tracks, 90% fuel tank and 75 kg (165 lb) operator.	43 680	96,290
Track Shoes:		
600 mm (24") Triple Grouser Track Shoes	5700	12,560
700 mm (28") Triple Grouser Track Shoes	6240	13,750
Two Boom Cylinders	920	2,020
Weight of 90% Fuel Tank and 75 kg (165 lb) Operator	630	1,380
Counterweight:		
12.0 mt (26,455 lb) Counterweight	12 000	26,460
Swing Frame:		
UHD Swing Frame	4360	9,610
Undercarriage:		
Base Frame with Single Flange Track Rollers and Carrier Rollers for Hydraulic Variable Gauge Undercarriage	18 700	41,230
Booms (including lines, pins, stick cylinder):		
UHD and Retrofit Base Boom	3210	7,070
UHD Nose Boom	4980	10,970
UHD Fore Boom Cylinder	660	1,450
UHD Fore Boom	1150	2,540
UHD Stick Cylinder	460	1,010
Retrofit Boom	3850	8,480
Sticks (including lines, pins, bucket cylinder, bucket linkage):		
UHD Stick 9.1 m (29'9") for Dedicated C Linkage	3100	6,840
Reach Stick R3.35 m TB (11'0") for Retrofit Boom	2510	5,540
Reach Stick R3.9 m TB (12'10") for Retrofit Boom	2660	5,870
Bucket for Retrofit Front (without linkage, with tips and side cutters):		
2.9 m ³ (3.79 yd ³) HD for TB	2720	6,000
Quick Couplers (QC):		
CW Dedicated QC for UHD front	310	680
CW Dedicated QC	770	1,690
Pin Grabber QC	1060	2,340
Fronts with Cradle:		
28 m (91'10") UHD front	11 800	26,000
R3.35 m (11'0") Retrofit Boom	7230	15,950
R3.9 m (12'10") Retrofit Boom	7400	16,320
Cradle Only:		
Cradle for UHD Front or Retrofit Boom with R3.35 m (11'0") Stick	870	1,930
Cradle for Retrofit Boom with R3.9 m (12'10") Stick	890	1,970

352 UHD Hydraulic Excavator Specifications

Dimensions

All dimensions are approximate and may vary depending on bucket selection.



Boom Option

**UHD Boom
28 m (91'10")**

Stick Option

**UHD Stick
9.1 m (29'10")**

1 Machine Height:

Cab Height	3390 mm	11'1"
OPG Height	3592 mm	11'9"
Handrail Height	3495 mm	11'5"
With Boom/Stick/Bucket Installed (with/without auxiliary lines and without work tool for UHD front)	3300 mm	10'9"

2 Machine Length:

With Boom/Stick/Bucket Installed (with/without auxiliary lines and without work tool for UHD front)	18 830 mm	61'9"
With Base Machine and Base Boom (without nose/fore boom, stick, bucket, counterweight)	7600 mm	24'11"
With Base Machine and Boom Cylinder (without base/nose boom, stick, counterweight)	6450 mm	21'2"
With Base Machine and Base Boom with Counterweight (without nose/fore boom, stick, bucket)	7770 mm	25'5"

3 Upperframe Width without Handles

3020 mm 9'10"

4 Tail Swing Radius

3760 mm 12'4"

5 Counterweight Clearance without Shoe Lug

1400 mm 4'7"

Counterweight Clearance with Shoe Lug

1435 mm 4'8"

6 Ground Clearance without Shoe Lug

510 mm 1'8"

7 Length to Center of Rollers


4770 mm 15'7"

(continued on next page)

352 UHD Hydraulic Excavator Specifications

Dimensions (continued)

All dimensions are approximate and may vary depending on bucket selection.

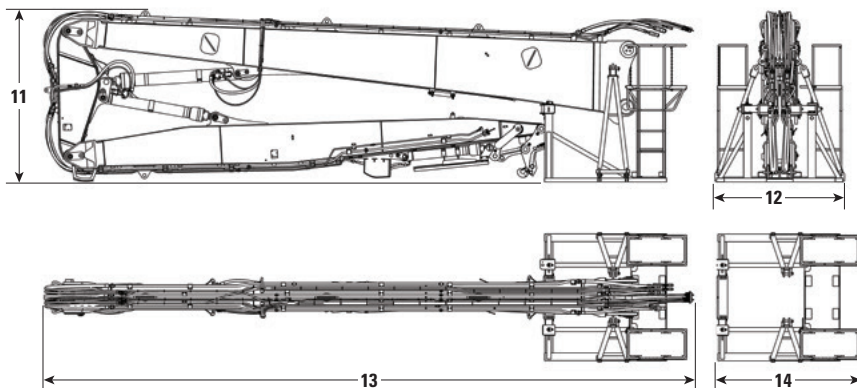


Boom Option Stick Option	UHD Boom UHD Stick 9.1 m (29'10")	
	8 Track Length	5770 mm
9 Track Gauge:		
Retracted with Triple Grouser Shoes	2400 mm	7'10"
Extended with Triple Grouser Shoes	3400 mm	11'1"
10 Undercarriage Width – Retracted (with steps):		
600 mm (24") Shoes	3255 mm	10'8"
700 mm (28") Shoes	3255 mm	10'8"
Undercarriage Width – Retracted (without steps):		
600 mm (24") Shoes	3000 mm	9'10"
700 mm (28") Shoes	3100 mm	10'2"
Undercarriage Width – Extended (with steps):		
600 mm (24") Shoes	4255 mm	13'11"
700 mm (28") Shoes	4255 mm	13'11"
Undercarriage Width – Extended (without steps):		
600 mm (24") Shoes	4000 mm	13'1"
700 mm (28") Shoes	4100 mm	13'5"

Transportation Dimensions: UHD Front

	9.1 m (29'10")	
11 Height*	3300 mm	10'10"
12 Width	2500 mm	8'2"
13 Length*	12 390 mm	40'7"
14 Length of Cradle only	2784 mm	9'1"

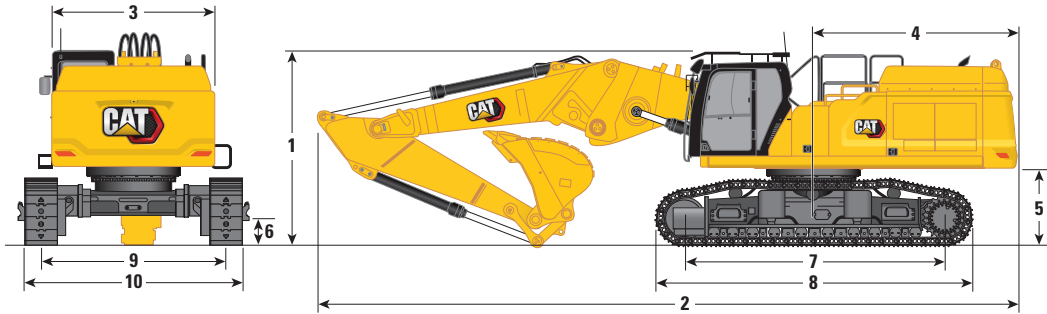
*With or without quick coupler



352 UHD Hydraulic Excavator Specifications

Dimensions

All dimensions are approximate and may vary depending on bucket selection.



Boom Option

Retrofit Boom (straight position)

Stick Options

Retrofit Stick

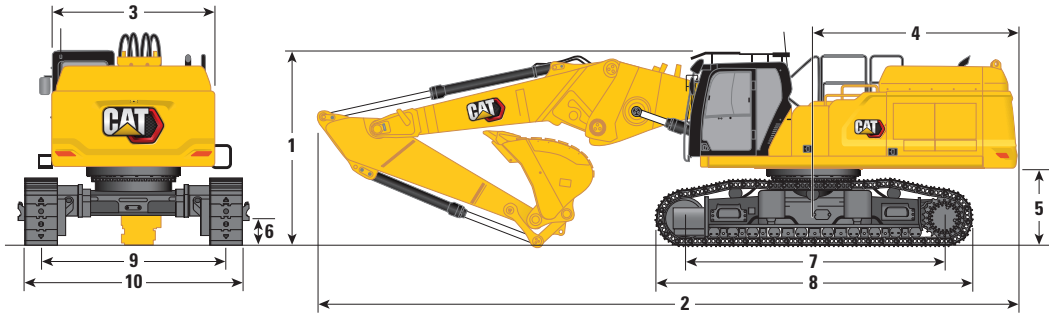
	R3.9TB (12'10")		R3.35TB (11'0")	
1 Machine Height:				
Cab Height	3390 mm	11'1"	3390 mm	11'1"
OPG Height	3592 mm	11'9"	3592 mm	11'9"
Handrail Height	3495 mm	11'5"	3495 mm	11'5"
With Boom/Stick/Bucket Installed (with/without auxiliary lines)	4520 mm	14'9"	4010 mm	13'1"
2 Machine Length:				
With Boom/Stick/Bucket Installed (with/without auxiliary lines)	12 700 mm	41'8"	12 820 mm	42'0"
With Base Machine and Base Boom (without nose/fore boom, stick, bucket, counterweight)	7600 mm	24'11"	7600 mm	24'11"
With Base Machine and Boom Cylinder (without base/nose boom, stick, counterweight)	6450 mm	21'2"	6450 mm	21'2"
With Base Machine and Base Boom with Counterweight (without nose/fore boom, stick, bucket)	7770 mm	25'5"	7770 mm	25'5"
3 Upperframe Width without Handles	3020 mm	9'10"	3020 mm	9'10"
4 Tail Swing Radius	3760 mm	12'4"	3760 mm	12'4"
5 Counterweight Clearance without Shoe Lug	1400 mm	4'7"	1400 mm	4'7"
Counterweight Clearance with Shoe Lug	1435 mm	4'8"	1435 mm	4'8"
6 Ground Clearance without Shoe Lug	510 mm	1'8"	510 mm	1'8"
7 Length to Center of Rollers	4770 mm	15'7"	4770 mm	15'7"
Bucket Type	HD		HD	
Bucket Capacity	2.9 m ³	3.79 yd ³	2.9 m ³	3.79 yd ³
Bucket Tip Radius	1912 mm	6'3"	1912 mm	6'3"

(continued on next page)

352 UHD Hydraulic Excavator Specifications

Dimensions (continued)

All dimensions are approximate and may vary depending on bucket selection.



Boom Option

Retrofit Boom (straight position)

Stick Options

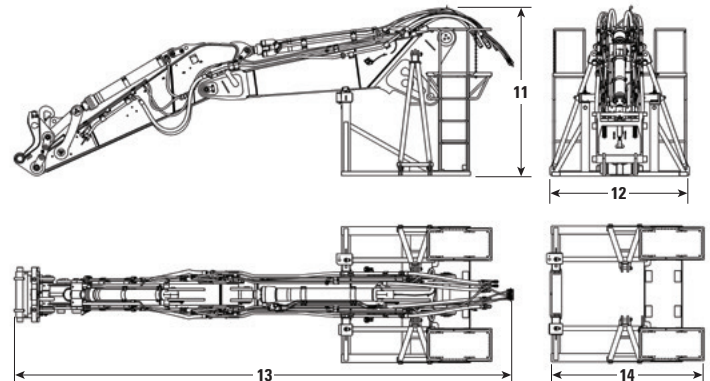
Retrofit Stick

	R3.9TB (12'10")		R3.35TB (11'0")	
8 Track Length	5770 mm	18'11"	5770 mm	18'11"
9 Track Gauge:				
Retracted with Triple Grouser Shoes	2400 mm	7'10"	2400 mm	7'10"
Extended with Triple Grouser Shoes	3400 mm	11'1"	3400 mm	11'1"
10 Undercarriage Width – Retracted (with steps):				
600 mm (24") Shoes	3255 mm	10'8"	3255 mm	10'8"
700 mm (28") Shoes	3255 mm	10'8"	3255 mm	10'8"
Undercarriage Width – Retracted (without steps):				
600 mm (24") Shoes	3000 mm	9'10"	3000 mm	9'10"
700 mm (28") Shoes	3100 mm	10'2"	3100 mm	10'2"
Undercarriage Width – Extended (with steps):				
600 mm (24") Shoes	4255 mm	13'11"	4255 mm	13'11"
700 mm (28") Shoes	4255 mm	13'11"	4255 mm	13'11"
Undercarriage Width – Extended (without steps):				
600 mm (24") Shoes	4000 mm	13'1"	4000 mm	13'1"
700 mm (28") Shoes	4100 mm	13'5"	4100 mm	13'5"
Bucket Type	HD		HD	
Bucket Capacity	2.9 m ³	3.79 yd ³	2.9 m ³	3.79 yd ³
Bucket Tip Radius	1912 mm	6'3"	1912 mm	6'3"

Transportation Dimensions: Retrofit Front – Straight Position

	R3.9TB (12'10")		R3.35TB (11'0")	
11 Height*	3000 mm	9'10"	2700 mm	8'10"
12 Width	2500 mm	8'2"	2500 mm	8'2"
13 Length*	9110 mm	29'11"	8580 mm	28'2"
14 Length of Cradle only	2784 mm	9'2"	2784 mm	9'2"

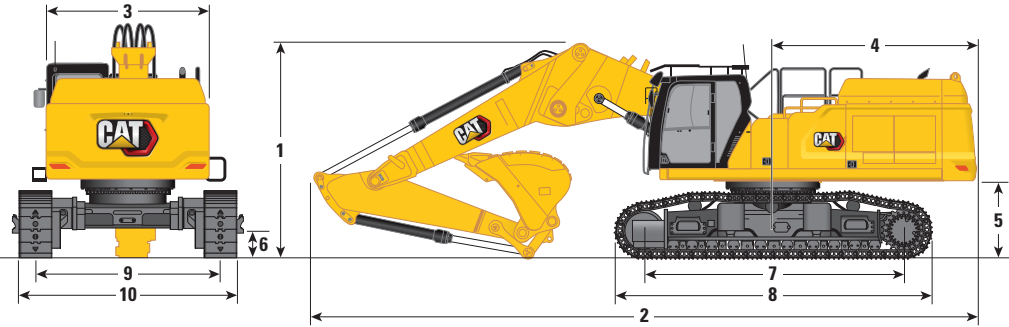
*With CW Dedicated QC



352 UHD Hydraulic Excavator Specifications

Dimensions

All dimensions are approximate and may vary depending on bucket selection.



Boom Option

Retrofit Boom (bent position)

Stick Options

Retrofit Stick

R3.9TB (12'10")

R3.35TB (11'0")

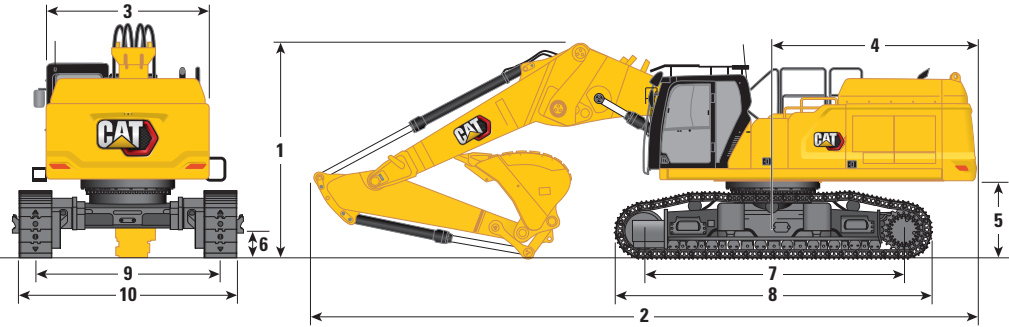
	R3.9TB (12'10")		R3.35TB (11'0")	
1 Machine Height:				
Cab Height	3390 mm	11'1"	3390 mm	11'1"
OPG Height	3592 mm	11'9"	3592 mm	11'9"
Handrail Height	3495 mm	11'5"	3495 mm	11'5"
With Boom/Stick/Bucket Installed (with/without auxiliary lines)	4600 mm	15'1"	4060 mm	13'3"
2 Machine Length:				
With Boom/Stick/Bucket Installed (with/without auxiliary lines)	12 170 mm	39'11"	12 030 mm	39'5"
With Base Machine and Base Boom (without nose/fore boom, stick, bucket, counterweight)	7600 mm	24'11"	7600 mm	24'11"
With Base Machine and Boom Cylinder (without base/nose boom, stick, counterweight)	6450 mm	21'1"	6450 mm	21'1"
With Base Machine and Base Boom with Counterweight (without nose/fore boom, stick, bucket)	7700 mm	25'3"	7770 mm	25'5"
3 Upperframe Width without Handles	3020 mm	9'10"	3020 mm	9'10"
4 Tail Swing Radius	3760 mm	12'4"	3760 mm	12'4"
5 Counterweight Clearance without Shoe Lug	1400 mm	4'7"	1400 mm	4'7"
Counterweight Clearance with Shoe Lug	1435 mm	4'8"	1435 mm	4'8"
6 Ground Clearance without Shoe Lug	510 mm	1'8"	510 mm	1'8"
7 Length to Center of Rollers	4770 mm	15'7"	4770 mm	15'7"
Bucket Type	HD		HD	
Bucket Capacity	2.9 m ³	3.79 yd ³	2.9 m ³	3.79 yd ³
Bucket Tip Radius	1912 mm	6'3"	1912 mm	6'3"

(continued on next page)

352 UHD Hydraulic Excavator Specifications

Dimensions (continued)

All dimensions are approximate and may vary depending on bucket selection.



Boom Option

Retrofit Boom (bent position)

Stick Options

Retrofit Stick

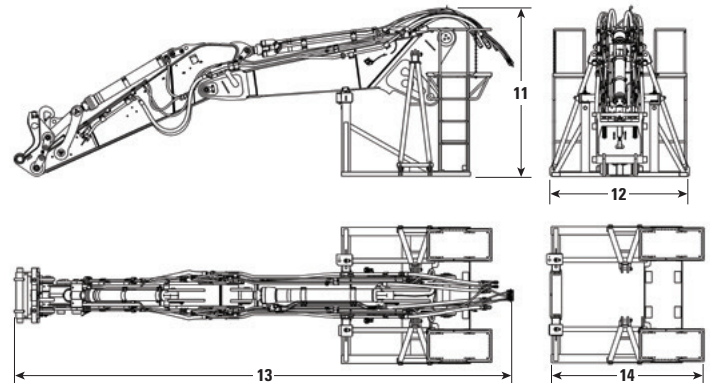
	R3.9TB (12'10")		R3.35TB (11'0")	
8 Track Length	5770 mm	18'11"	5770 mm	18'11"
9 Track Gauge:				
Retracted with Triple Grouser Shoes	2400 mm	7'10"	2400 mm	7'10"
Extended with Triple Grouser Shoes	3400 mm	11'1"	3400 mm	11'1"
10 Undercarriage Width – Retracted (with steps):				
600 mm (24") Shoes	3255 mm	10'8"	3255 mm	10'8"
700 mm (28") Shoes	3255 mm	10'8"	3255 mm	10'8"
Undercarriage Width – Retracted (without steps):				
600 mm (24") Shoes	3000 mm	9'10"	3000 mm	9'10"
700 mm (28") Shoes	3100 mm	10'2"	3100 mm	10'2"
Undercarriage Width – Extended (with steps):				
600 mm (24") Shoes	4255 mm	13'11"	4255 mm	13'11"
700 mm (28") Shoes	4255 mm	13'11"	4255 mm	13'11"
Undercarriage Width – Extended (without steps):				
600 mm (24") Shoes	4000 mm	13'1"	4000 mm	13'1"
700 mm (28") Shoes	4100 mm	13'5"	4100 mm	13'5"
Bucket Type	HD		HD	
Bucket Capacity	2.9 m ³	3.79 yd ³	2.9 m ³	3.79 yd ³
Bucket Tip Radius	1912 mm	6'3"	1912 mm	6'3"

Transportation Dimensions:

Retrofit Front – Bent Position

	R3.9TB (12'10")		R3.35TB (11'0")	
11 Height*	3000 mm	9'10"	2700 mm	8'10"
12 Width	2500 mm	8'2"	2500 mm	8'2"
13 Length*	9110 mm	29'10"	8580 mm	28'1"
14 Length of Cradle only	2784 mm	9'1"	2784 mm	9'1"

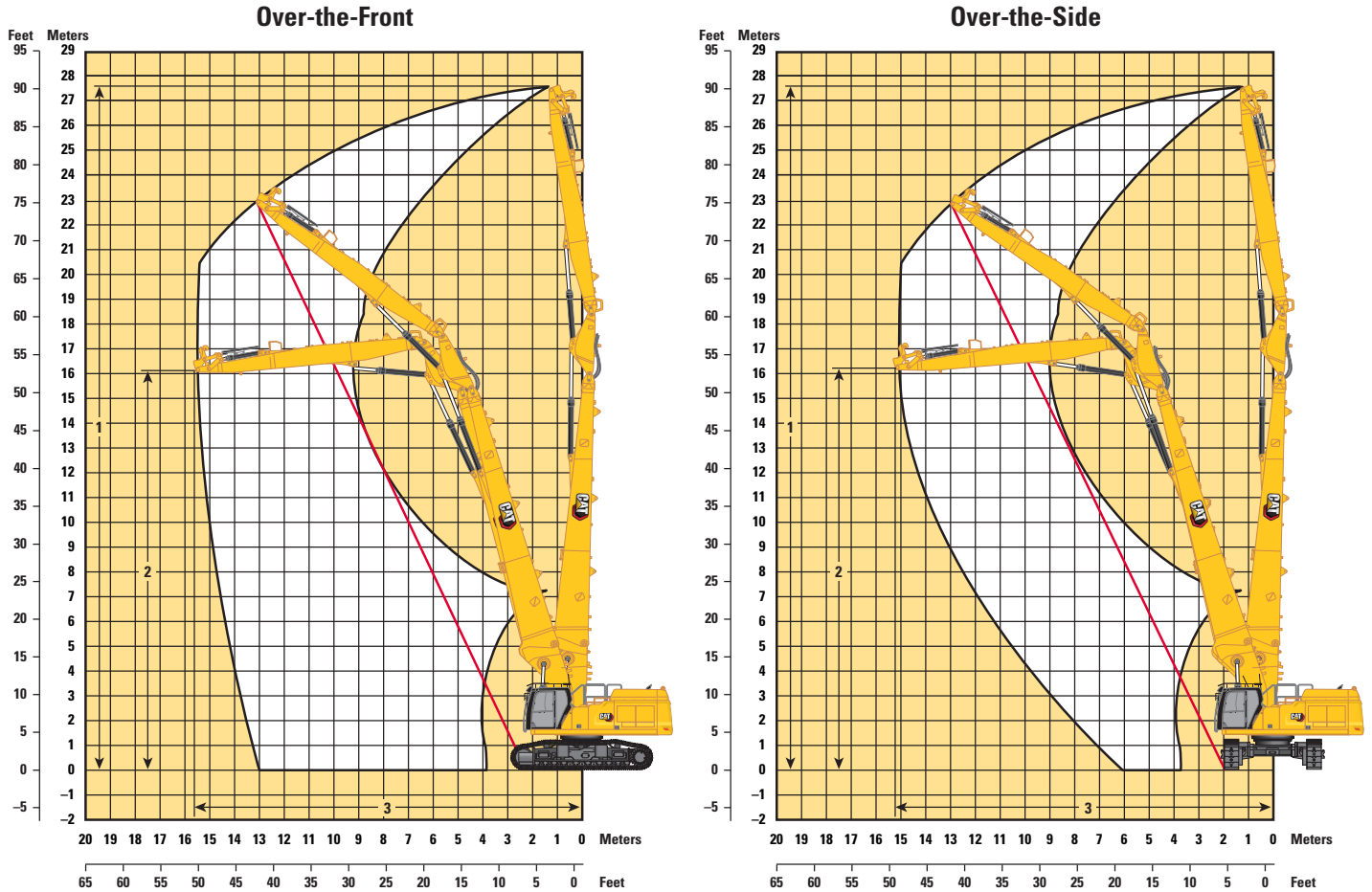
*With CW Dedicated QC



352 UHD Hydraulic Excavator Specifications

Working Ranges and Forces

All dimensions are approximate and may vary depending on bucket selection.



Boom Option

UHD Boom

Stick Option

UHD Stick

9.1 m (29'10")

Over-the-Front:

1 Maximum Pin Height at Stick Nose	27 670 mm	90'9"
Maximum Weight at Stick Nose	3700 kg	8,200 lb
2 Maximum Height at Stick Nose in Maximum Reach Position	16 110 mm	52'10"
3 Maximum Reach at Stick Nose	15 770 mm	51'9"

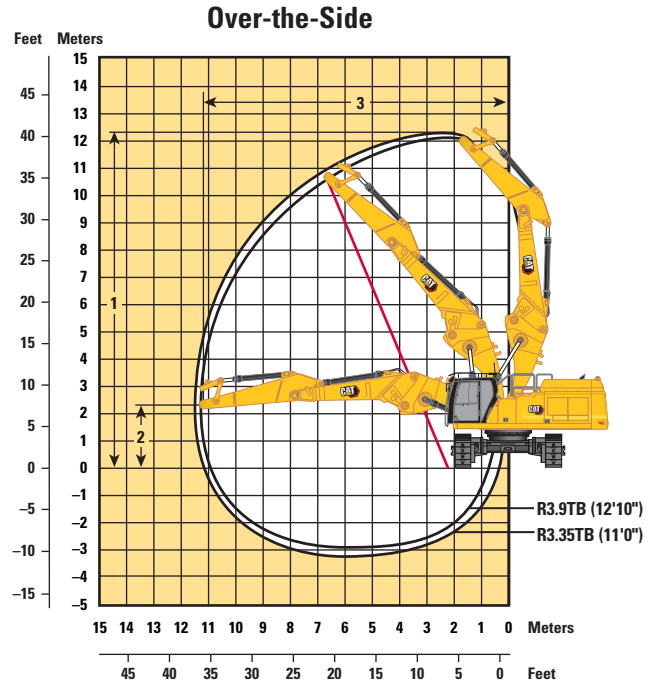
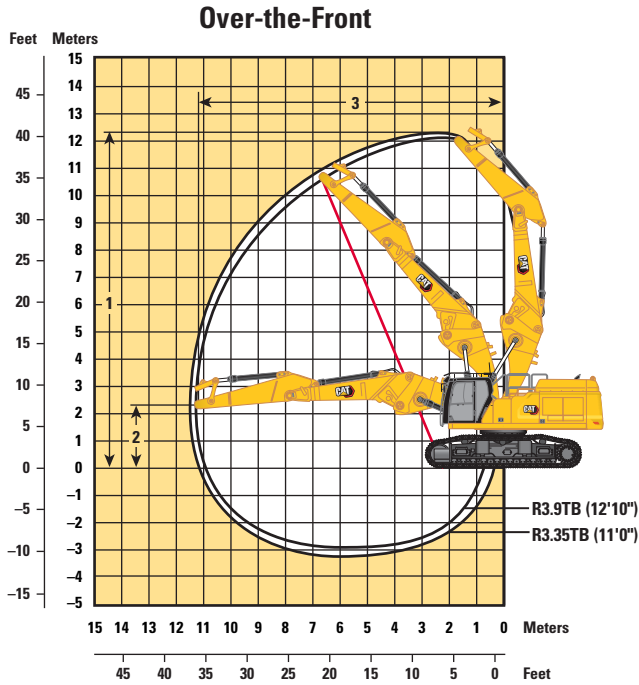
Over-the-Side:

1 Maximum Pin Height at Stick Nose	27 670 mm	90'9"
Maximum Weight at Stick Nose	3700 kg	8,200 lb
2 Maximum Height at Stick Nose in Maximum Reach Position	16 220 mm	53'3"
3 Maximum Reach at Stick Nose	15 210 mm	49'11"

352 UHD Hydraulic Excavator Specifications

Working Ranges and Forces

All dimensions are approximate and may vary depending on bucket selection.



Boom Option

Retrofit Boom (straight position)

Stick Options

R3.9TB (12'10")

R3.35TB (11'0")

Over-the-Front:

1 Maximum Pin Height at Stick Nose	12 350 mm	40'6"	12 130 mm	39'10"
Maximum Weight at Stick Nose	5730 kg	12,600 lb	5982 kg	13,200 lb
2 Maximum Height at Stick Nose in Maximum Reach Position	2337 mm	7'8"	2337 mm	7'8"
3 Maximum Reach at Stick Nose	11 580 mm	38'0"	11 130 mm	36'6"

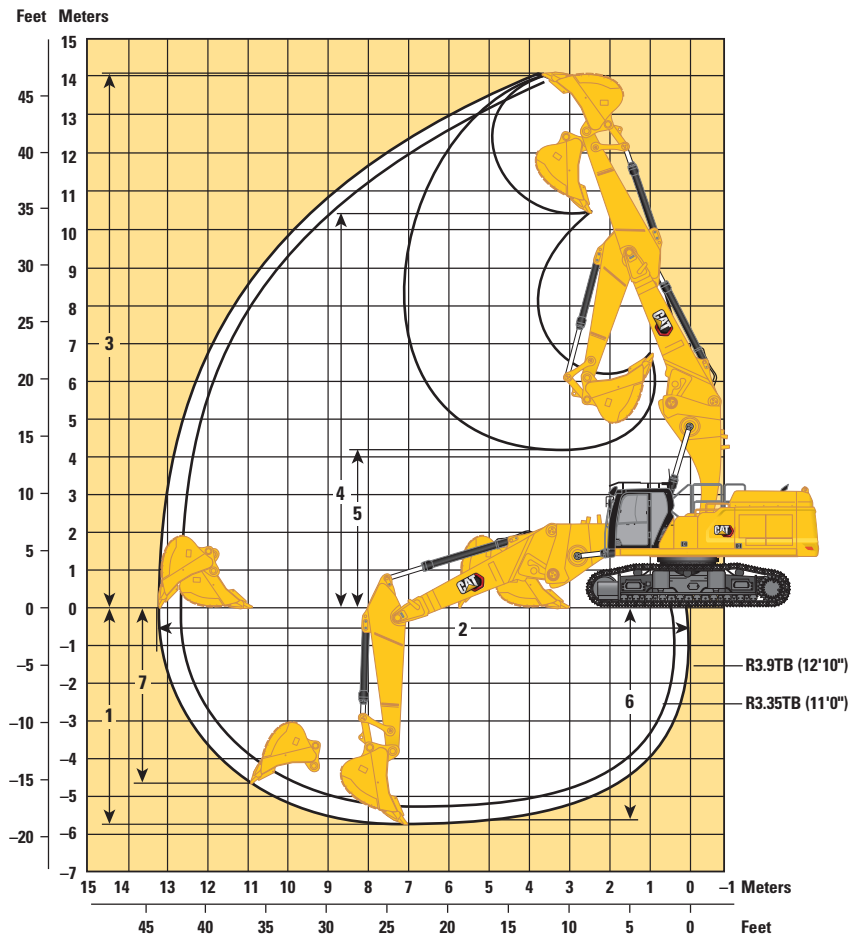
Over-the-Side:

1 Maximum Pin Height at Stick Nose	12 350 mm	40'6"	12 130 mm	39'10"
Maximum Weight at Stick Nose	5730 kg	12,600 lb	5982 kg	13,200 lb
2 Maximum Height at Stick Nose in Maximum Reach Position	2337 mm	7'8"	2337 mm	7'8"
3 Maximum Reach at Stick Nose	11 580 mm	38'0"	11 130 mm	36'6"

352 UHD Hydraulic Excavator Specifications

Working Ranges and Forces

All dimensions are approximate and may vary depending on bucket selection.



Boom Option

Retrofit Boom (straight position)

Stick Options

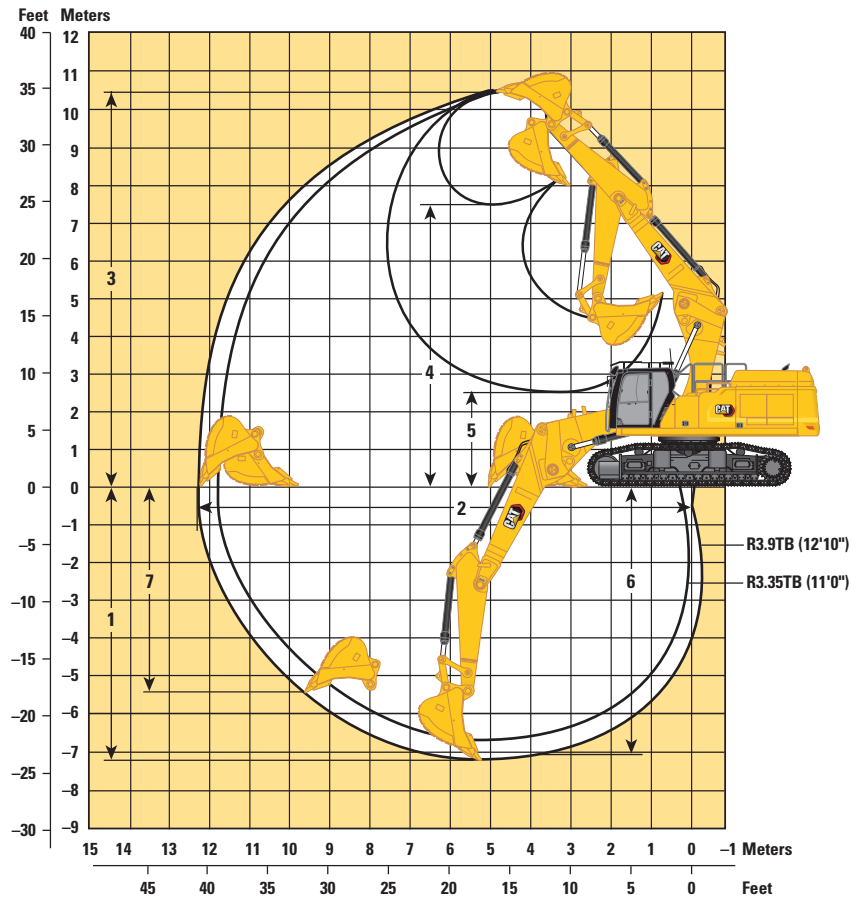
Retrofit Stick

	R3.9TB (12'10")		R3.35TB (11'0")	
1 Maximum Digging Depth	5760 mm	18'11"	5210 mm	17'1"
2 Maximum Reach at Ground Line	13 280 mm	43'7"	12 830 mm	42'1"
3 Maximum Cutting Height	14 100 mm	46'3"	13 930 mm	45'8"
4 Maximum Loading Height	10 430 mm	34'3"	10 220 mm	33'6"
5 Minimum Loading Height	4010 mm	13'2"	4550 mm	14'11"
6 Maximum Depth Cut for 2440 mm (8 ft) Level Bottom	5630 mm	18'6"	5060 mm	16'7"
7 Maximum Vertical Wall Digging Depth	4750 mm	15'7"	4250 mm	13'11"
Bucket Digging Force (ISO)	266 kN	59,800 lbf	266 kN	59,800 lbf
Stick Digging Force (ISO)	184 kN	41,360 lbf	200 kN	44,960 lbf
Bucket Type	HD		HD	
Bucket Capacity	2.90 m ³	3.79 yd ³	2.90 m ³	3.79 yd ³
Bucket Tip Radius	1912 mm	6'3"	1912 mm	6'3"

352 UHD Hydraulic Excavator Specifications

Working Ranges and Forces

All dimensions are approximate and may vary depending on bucket selection.



Boom Option

Retrofit Boom (bent position)

Stick Options

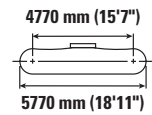
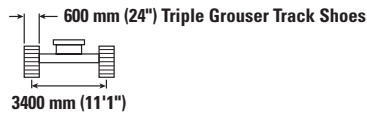
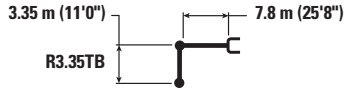
Retrofit Stick

	R3.9TB (12'10")		R3.35TB (11'0")	
1 Maximum Digging Depth	7250 mm	23'9"	6700 mm	22'0"
2 Maximum Reach at Ground Line	12 300 mm	40'4"	11 910 mm	39'1"
3 Maximum Cutting Height	10 540 mm	34'7"	10 690 mm	35'1"
4 Maximum Loading Height	7410 mm	24'4"	7470 mm	24'6"
5 Minimum Loading Height	2470 mm	8'1"	3020 mm	9'11"
6 Maximum Depth Cut for 2440 mm (8 ft) Level Bottom	7120 mm	23'4"	6550 mm	21'6"
7 Maximum Vertical Wall Digging Depth	5460 mm	17'11"	5370 mm	17'7"
Bucket Digging Force (ISO)	266 kN	59,800 lbf	266 kN	59,800 lbf
Stick Digging Force (ISO)	184 kN	41,360 lbf	200 kN	44,960 lbf
Bucket Type	HD		HD	
Bucket Capacity	2.90 m ³	3.79 yd ³	2.90 m ³	3.79 yd ³
Bucket Tip Radius	1912 mm	6'3"	1912 mm	6'3"

352 UHD Hydraulic Excavator Specifications

Retrofit Boom (straight position) – with Bucket Linkages, without Bucket, Heavy Lift: On

Hydraulic Variable Gauge Undercarriage



		4500 mm/15'0"		6000 mm/20'0"		7500 mm/25'0"		9000 mm/30'0"		10 500 mm/35'0"		mm ft/in		
12 000 mm 40'0"	kg lb											*11 650	*11 650	5390
10 500 mm 35'0"	kg lb			*14 250 *31,050	*14 250 *31,050	*9650	*9650					*9550 *21,350	*9550 *21,350	7520 24'0"
9000 mm 30'0"	kg lb			*14 350 *31,650	*14 350 *31,650	*14 050 *30,250	*14 050 *30,250					*8650 *19,150	*8650 *19,150	8900 28'9"
7500 mm 25'0"	kg lb			*15 650 *34,100	*15 650 *34,100	*15 600 *33,850	*15 600 *33,850	*13 500 *28,050	12 900 27,700			*8200 *18,100	*8200 *18,100	9860 32'1"
6000 mm 20'0"	kg lb	*26 350 *56,700	*26 350 *56,700	*20 050 *43,300	*20 050 *43,300	*16 450 *35,650	*16 450 *35,650	*14 100 *30,550	12 700 27,250	*8200	*8200	*8050 *17,700	*8050 *17,700	10 520 34'4"
4500 mm 15'0"	kg lb			*21 500 *46,500	*21 500 *46,500	*17 150 *37,100	16 150 34,850	*14 350 *31,100	12 350 26,550	*12 250 *24,350	9700 20,900	*8050 *17,750	*8050 *17,750	10 930 35'9"
3000 mm 10'0"	kg lb			*22 400 *48,450	21 250 45,800	*17 600 *38,100	15 500 33,400	*14 500 *31,350	11 950 25,750	*12 100 *26,150	9550 20,550	*8250 *18,200	*8250 *18,200	11 120 36'5"
1500 mm 5'0"	kg lb			*22 000 *47,750	20 450 44,050	*17 450 *37,850	14 950 32,250	*14 250 *30,850	11 650 25,050	*11 700 *25,100	9400 20,200	*8650 *19,050	*8650 *19,050	11 100 36'4"
0 mm 0'0"	kg lb			*20 300 *44,200	20 100 43,250	*16 550 *35,900	14 650 31,600	*13 500 *29,150	11 450 24,650	*10 650 *22,600	9300 20,050	*9300 *20,500	8900 19,550	10 880 35'8"
-1500 mm -5'0"	kg lb			*17 650 *38,350	*17 650 *38,350	*14 800 *31,950	14 550 31,350	*11 950 *25,650	11 350 24,500			*8650 *19,000	*8650 *19,000	10 430 34'2"
-3000 mm -10'0"	kg lb					*11 900 *25,500	*11 900 *25,500					*9250 *20,650	*9250 *20,650	8960 28'11"



ISO 10567:2007



* Indicates that the load is limited by hydraulic lifting capacity rather than tipping load. The above loads are in compliance with hydraulic excavator lift capacity standard ISO 10567:2007. They do not exceed 87% of hydraulic lifting capacity or 75% of tipping load. Weight of all lifting accessories must be deducted from the above lifting capacities. Lifting capacities are based on the machine standing on a firm, uniform supporting surface. The use of a work tool attachment point to handle/lift objects, could affect the machine lift performance.

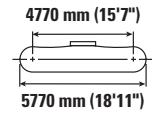
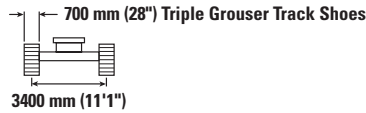
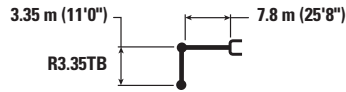
Lift capacity stays with ±5% for all available track shoes.

Always refer to the appropriate Operation and Maintenance Manual for specific product information.

352 UHD Hydraulic Excavator Specifications

Retrofit Boom (straight position) – with Bucket Linkages, without Bucket, Heavy Lift: On

Wider Hydraulic Variable Gauge Undercarriage



Boom Length mm ft/in	kg lb	4500 mm/15'0"		6000 mm/20'0"		7500 mm/25'0"		9000 mm/30'0"		10 500 mm/35'0"		mm ft/in		
		kg lb	kg lb	kg lb	kg lb	kg lb	kg lb	kg lb	kg lb	kg lb	kg lb	kg lb	kg lb	
12 000 mm 40'0"	kg lb											*11 650	*11 650	5390
10 500 mm 35'0"	kg lb			*14 250 *31,050	*14 250 *31,050	*9650	*9650					*9550 *21,350	*9550 *21,350	7520 24'0"
9000 mm 30'0"	kg lb			*14 350 *31,650	*14 350 *31,650	*14 050 *30,250	*14 050 *30,250					*8650 *19,150	*8650 *19,150	8900 28'9"
7500 mm 25'0"	kg lb			*15 650 *34,100	*15 650 *34,100	*15 600 *33,850	*15 600 *33,850	*13 500 *28,050	13 100			*8200 *18,100	*8200 *18,100	9860 32'1"
6000 mm 20'0"	kg lb	*26 350 *56,700	*26 350 *56,700	*20 050 *43,300	*20 050 *43,300	*16 450 *35,650	*16 450 *35,650	*14 100 *30,550	12 850 27,650	*8200	*8200	*8050 *17,700	*8050 *17,700	10 520 34'4"
4500 mm 15'0"	kg lb			*21 500 *46,500	*21 500 *46,500	*17 150 *37,100	16 400 35,300	*14 350 *31,100	12 500 26,900	*12 250 *24,350	9850 21,200	*8050 *17,750	*8050 *17,750	10 930 35'9"
3000 mm 10'0"	kg lb			*22 400 *48,450	21 550 46,450	*17 600 *38,100	15 700 33,900	*14 500 *31,350	12 150 26,150	*12 100 *26,150	9700 20,850	*8250 *18,200	*8250 *18,200	11 120 36'5"
1500 mm 5'0"	kg lb			*22 000 *47,750	20 750 44,700	*17 450 *37,850	15 200 32,750	*14 250 *30,850	11 800 25,450	*11 700 *25,100	9550 20,500	*8650 *19,050	*8650 *19,050	11 100 36'4"
0 mm 0'0"	kg lb			*20 300 *44,200	*20 300 43,900	*16 550 *35,900	14 900 32,050	*13 500 *29,150	11 600 25,000	*10 650 *22,600	9450 20,350	*9300 *20,500	9000 19,850	10 880 35'8"
-1500 mm -5'0"	kg lb			*17 650 *38,350	*17 650 *38,350	*14 800 *31,950	*14 800 31,850	*11 950 *25,650	11 550 24,900			*8650 *19,000	*8650 *19,000	10 430 34'2"
-3000 mm -10'0"	kg lb					*11 900 *25,500	*11 900 *25,500					*9250 *20,650	*9250 *20,650	8960 28'11"



ISO 10567:2007



* Indicates that the load is limited by hydraulic lifting capacity rather than tipping load. The above loads are in compliance with hydraulic excavator lift capacity standard ISO 10567:2007. They do not exceed 87% of hydraulic lifting capacity or 75% of tipping load. Weight of all lifting accessories must be deducted from the above lifting capacities. Lifting capacities are based on the machine standing on a firm, uniform supporting surface. The use of a work tool attachment point to handle/lift objects, could affect the machine lift performance.

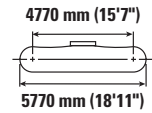
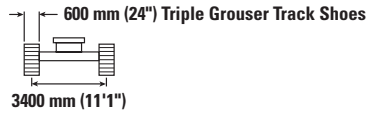
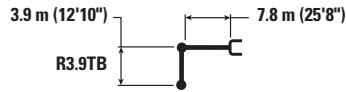
Lift capacity stays with ±5% for all available track shoes.



Always refer to the appropriate Operation and Maintenance Manual for specific product information.

352 UHD Hydraulic Excavator Specifications

Retrofit Boom (straight position) – with Bucket Linkages, without Bucket, Heavy Lift: On

Hydraulic Variable Gauge Undercarriage



	4500 mm/15'0"		6000 mm/20'0"		7500 mm/25'0"		9000 mm/30'0"		10 500 mm/35'0"				mm ft/in	
	kg lb	kg lb	kg lb	kg lb	kg lb	kg lb	kg lb	kg lb	kg lb	kg lb	kg lb	kg lb		
12 000 mm 40'0"			*10 750	*10 750								*9550 *21,700	*9550 *21,700	6270 19'6"
10 500 mm 35'0"					*10 900 *22,300	*10 900 *22,300						*8200 *18,250	*8200 *18,250	8170 26'2"
9000 mm 30'0"					*12 300 *26,800	*12 300 *26,800	*10 000 *19,650	*10 000 *19,650				*7550 *16,750	*7550 *16,750	9450 30'7"
7500 mm 25'0"			*13 100 *28,600	*13 100 *28,600	*13 350 *29,150	*13 350 *29,150	*12 350 *26,350	*12 350 *26,350				*7250 *16,050	*7250 *16,050	10 360 33'9"
6000 mm 20'0"	*19 400 *39,850	*19 400 *39,850	*17 300 *36,850	*17 300 *36,850	*15 900 *34,400	*15 900 *34,400	*13 650 *29,700	*12 800 *27,500	*10 500 *20,650	9950 *20,650		*7200 *15,800	*7200 *15,800	10 990 35'11"
4500 mm 15'0"			*20 800 *44,950	*20 800 *44,950	*16 700 *36,100	16 300 35,150	*14 050 *30,400	12 400 26,650	*12 100 *26,200	9750 20,950		*7250 *15,950	*7250 *15,950	11 380 37'3"
3000 mm 10'0"			*22 000 *47,550	21 500 46,350	*17 300 *37,400	15 550 33,600	*14 300 *30,900	11 950 25,800	*12 050 *26,100	9550 20,500		*7450 *16,400	*7450 *16,400	11 570 37'11"
1500 mm 5'0"			*22 100 *47,900	20 500 44,200	*17 400 *37,700	14 950 32,250	*14 250 *30,800	11 600 25,000	*11 800 *25,450	9300 20,050		*7850 *17,300	*7850 *17,300	11 550 37'10"
0 mm 0'0"		*25,950	*25,950	*20 950 45,500	20 000 43,050	*16 800 *36,400	14 600 31,400	*13 700 *29,600	11 350 24,450	*11 100 *23,800	9200 19,750	*8500 *18,650	8300 18,250	11 330 37'2"
-1500 mm -5'0"		*16 850 *38,600	*16 850 *38,600	*18 700 *40,650	*18 700 *40,650	*15 350 *33,250	14 400 31,000	*12 450 *26,850	11 200 24,200	*9650 *20,300	9150 19,750	*8600 *18,950	*8600 *18,950	10 900 35'8"
-3000 mm -10'0"				*15 400 *33,300	*15 400 *33,300	*12 900 *27,750	*12 900 *27,750	*10 250 *21,750	*10 250 *21,750			*7950 *17,650	*7950 *17,650	10 050 32'8"



ISO 10567:2007



* Indicates that the load is limited by hydraulic lifting capacity rather than tipping load. The above loads are in compliance with hydraulic excavator lift capacity standard ISO 10567:2007. They do not exceed 87% of hydraulic lifting capacity or 75% of tipping load. Weight of all lifting accessories must be deducted from the above lifting capacities. Lifting capacities are based on the machine standing on a firm, uniform supporting surface. The use of a work tool attachment point to handle/lift objects, could affect the machine lift performance.

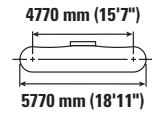
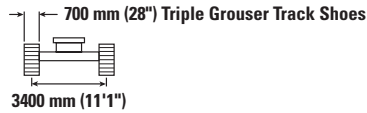
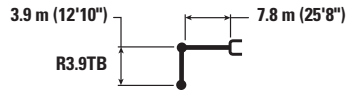
Lift capacity stays with ±5% for all available track shoes.

Always refer to the appropriate Operation and Maintenance Manual for specific product information.

352 UHD Hydraulic Excavator Specifications

Retrofit Boom (straight position) – with Bucket Linkages, without Bucket, Heavy Lift: On

Wider Hydraulic Variable Gauge Undercarriage



		4500 mm/15'0"		6000 mm/20'0"		7500 mm/25'0"		9000 mm/30'0"		10 500 mm/35'0"		mm ft/in		
		kg lb	kg lb	kg lb	kg lb	kg lb	kg lb	kg lb	kg lb	kg lb	kg lb	kg lb	kg lb	mm ft/in
12 000 mm 40'0"	kg lb			*10 750	*10 750							*9550 *21,700	*9550 *21,700	6270 19'6"
10 500 mm 35'0"	kg lb					*10 900 *22,300	*10 900 *22,300					*8200 *18,250	*8200 *18,250	8170 26'2"
9000 mm 30'0"	kg lb					*12 300 *26,800	*12 300 *26,800	*10 000 *19,650	*10 000 *19,650			*7550 *16,750	*7550 *16,750	9450 30'7"
7500 mm 25'0"	kg lb			*13 100 *28,600	*13 100 *28,600	*13 350 *29,150	*13 350 *29,150	*12 350 *26,350	*12 350 *26,350			*7250 *16,050	*7250 *16,050	10 360 33'9"
6000 mm 20'0"	kg lb	*19 400 *39,850	*19 400 *39,850	*17 300 *36,850	*17 300 *36,850	*15 900 *34,400	*15 900 *34,400	*13 650 *29,700	*12 950 *27,850	*10 500 *20,650	10 100 *20,650	*7200 *15,800	*7200 *15,800	10 990 35'11"
4500 mm 15'0"	kg lb			*20 800 *44,950	*20 800 *44,950	*16 700 *36,100	16 550 35,650	*14 050 *30,400	12 550 27,050	*12 100 *26,200	9900 21,250	*7250 *15,950	*7250 *15,950	11 380 37'3"
3000 mm 10'0"	kg lb			*22 000 *47,550	21800 47,000	*17 300 *37,400	15 800 34,050	*14 300 *30,900	12 150 26,150	*12 050 *26,100	9650 20,800	*7450 *16,400	*7450 *16,400	11 570 37'11"
1500 mm 5'0"	kg lb			*22 100 *47,900	20 800 44,850	*17 400 *37,700	15 200 32,750	*14 250 *30,800	11 800 25,350	*11 800 *25,450	9450 20,400	*7850 *17,300	*7850 *17,300	11 550 37'10"
0 mm 0'0"	kg lb	*25,950	*25,950	*20 950 *45,500	20 300 43,700	*16 800 *36,400	14 800 31,900	*13 700 *29,600	11 500 24,800	*11 100 *23,800	9300 20,100	*8500 *18,650	8400 18,550	11 330 37'2"
-1500 mm -5'0"	kg lb	*16 850 *36,600	*16 850 *36,600	*18 700 *40,650	*18 700 *40,650	*15 350 *33,250	14 600 31,500	*12 450 *26,850	11 400 24,550	*9650 *20,300	9300 20,050	*8600 *18,950	*8600 *18,950	10 900 35'8"
-3000 mm -10'0"	kg lb			*15 400 *33,300	*15 400 *33,300	*12 900 *27,750	*12 900 *27,750	*10 250 *21,750	*10 250 *21,750			*7950 *17,650	*7950 *17,650	10 050 32'8"



ISO 10567:2007



* Indicates that the load is limited by hydraulic lifting capacity rather than tipping load. The above loads are in compliance with hydraulic excavator lift capacity standard ISO 10567:2007. They do not exceed 87% of hydraulic lifting capacity or 75% of tipping load. Weight of all lifting accessories must be deducted from the above lifting capacities. Lifting capacities are based on the machine standing on a firm, uniform supporting surface. The use of a work tool attachment point to handle/lift objects, could affect the machine lift performance.

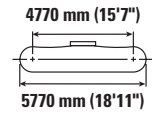
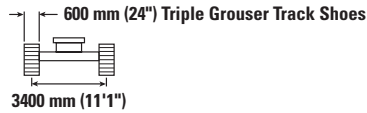
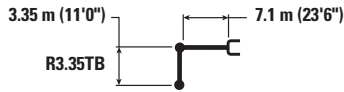
Lift capacity stays with ±5% for all available track shoes.



Always refer to the appropriate Operation and Maintenance Manual for specific product information.

352 UHD Hydraulic Excavator Specifications

Retrofit Boom (bent position) – with Bucket Linkages, without Bucket, Heavy Lift: On

Hydraulic Variable Gauge Undercarriage



	3000 mm/10'0"		4500 mm/15'0"		6000 mm/20'0"		7500 mm/25'0"		9000 mm/30'0"				mm ft/in	
	kg lb	kg lb	kg lb	kg lb	kg lb	kg lb	kg lb	kg lb	kg lb	kg lb	kg lb	kg lb		
9000 mm 30'0"														
7500 mm 25'0"														
6000 mm 20'0"														
4500 mm 15'0"														
3000 mm 10'0"														
1500 mm 5'0"														
0 mm 0'0"														
-1500 mm -5'0"														
-3000 mm -10'0"														
-4500 mm -15'0"														



ISO 10567:2007



* Indicates that the load is limited by hydraulic lifting capacity rather than tipping load. The above loads are in compliance with hydraulic excavator lift capacity standard ISO 10567:2007. They do not exceed 87% of hydraulic lifting capacity or 75% of tipping load. Weight of all lifting accessories must be deducted from the above lifting capacities. Lifting capacities are based on the machine standing on a firm, uniform supporting surface. The use of a work tool attachment point to handle/lift objects, could affect the machine lift performance.

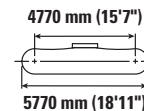
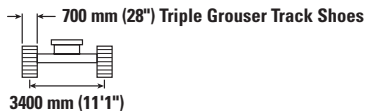
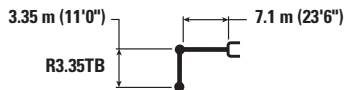
Lift capacity stays with ±5% for all available track shoes.

Always refer to the appropriate Operation and Maintenance Manual for specific product information.

352 UHD Hydraulic Excavator Specifications

Retrofit Boom (bent position) – with Bucket Linkages, without Bucket, Heavy Lift: On

Wider Hydraulic Variable Gauge Undercarriage



Boom Length	Unit	3000 mm/10'0"		4500 mm/15'0"		6000 mm/20'0"		7500 mm/25'0"		9000 mm/30'0"		mm ft/in		
		kg lb	kg lb	kg lb	kg lb	kg lb	kg lb	kg lb	kg lb	kg lb	kg lb	kg lb	kg lb	
9000 mm 30'0"	kg lb							*9950 *9950				*8450 *18,650	*8450 *18,650	7730 24'10"
7500 mm 25'0"	kg lb							*13 600 *29,750	*13 600 *29,750			*8100 *17,800	*8100 *17,800	8820 28'8"
6000 mm 20'0"	kg lb							*14 300 *31,100	*14 300 *31,100	*12 250 *24,450	*12 250 *24,450	*8050 *17,700	*8050 *17,700	9550 31'2"
4500 mm 15'0"	kg lb			*25 050 *53,700	*25 050 *53,700	*18 650 *40,250	*18 650 *40,250	*15 400 *33,350	*15 400 *33,350	*13 450 *29,250	13 000 27,900	*8250 *18,100	*8250 *18,100	10 000 32'8"
3000 mm 10'0"	kg lb			*21 400 *46,850	*21 400 *46,850	*20 750 *44,850	*20 750 *44,850	*16 500 *35,800	16 450 35,500	*14 000 *30,400	12 600 27,150	*8650 *19,000	*8650 *19,000	10 210 33'5"
1500 mm 5'0"	kg lb			*15 950 *35,000	*15 950 *35,000	*22 150 *47,900	21 750 46,900	*17 350 *37,600	15 850 34,150	*14 400 *31,250	12 250 26,400	*9350 *20,550	*9350 *20,550	10 190 33'5"
0 mm 0'0"	kg lb			*20 100 *44,400	*20 100 *44,400	*22 450 *48,600	21 150 45,550	*17 650 *38,250	15 400 33,250	*14 450 *31,300	12 000 25,800	*10 450 *23,000	10 450 23,000	9940 32'7"
-1500 mm -5'0"	kg lb	*15 900 *35,800	*15 900 *35,800	*27 700 *60,450	*27 700 *60,450	*21 650 *46,900	20 900 44,950	*17 200 *37,150	15 200 32,750	*13 800 *29,700	11 850 25,550	*12 250 *27,100	11 100 24,550	9450 30'11"
-3000 mm -10'0"	kg lb			*24 600 *53,350	*24 600 *53,350	*19 650 *42,450	*19 650 *42,450	*15 600 *33,550	15 200 32,750			*12 650 *27,850	12 550 27,750	8670 28'3"
-4500 mm -15'0"	kg lb					*15 900 *34,000	*15 900 *34,000	*11 850 *26,550	*11 850 *26,550			*11 850 *26,550	*11 850 *26,550	7510 24'1"



ISO 10567:2007



* Indicates that the load is limited by hydraulic lifting capacity rather than tipping load. The above loads are in compliance with hydraulic excavator lift capacity standard ISO 10567:2007. They do not exceed 87% of hydraulic lifting capacity or 75% of tipping load. Weight of all lifting accessories must be deducted from the above lifting capacities. Lifting capacities are based on the machine standing on a firm, uniform supporting surface. The use of a work tool attachment point to handle/lift objects, could affect the machine lift performance.

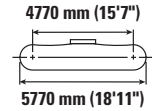
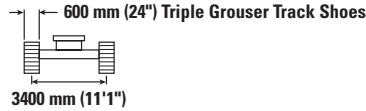
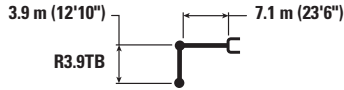
Lift capacity stays with ±5% for all available track shoes.

Always refer to the appropriate Operation and Maintenance Manual for specific product information.

352 UHD Hydraulic Excavator Specifications

Retrofit Boom (bent position) – with Bucket Linkages, without Bucket, Heavy Lift: On

Hydraulic Variable Gauge Undercarriage



Boom Length	Unit	3000 mm/10'0"		4500 mm/15'0"		6000 mm/20'0"		7500 mm/25'0"		9000 mm/30'0"		10 500 mm/35'0"		mm ft/in		
		kg lb	kg lb	kg lb	kg lb	kg lb	kg lb	kg lb	kg lb	kg lb	kg lb	kg lb	kg lb	kg lb	kg lb	mm ft/in
9000 mm 30'0"	kg lb													*7450 *16,450	*7450 *16,450	8240 26'7"
7500 mm 25'0"	kg lb									*8750 *16,650	*8750 *16,650			*7200 *15,850	*7200 *15,850	9270 30'2"
6000 mm 20'0"	kg lb							*13 550 *29,400	*13 550 *29,400	*11 950 *24,850	*11 950 *24,850			*7200 *15,850	*7200 *15,850	9970 32'6"
4500 mm 15'0"	kg lb					*17 600 *37,950	*17 600 *37,950	*14 650 *31,800	*14 650 *31,800	*12 900 *28,000	*12 900 *27,750			*7400 *16,300	*7400 *16,300	10 400 34'0"
3000 mm 10'0"	kg lb			*27 650 *59,450	*27 650 *59,450	*19 850 *42,850	*19 850 *42,850	*15 900 *34,450	*15 900 *34,450	*13 550 *29,400	12 500 26,850	*8750 *8750		*7850 *17,200	*7850 *17,200	10 600 34'9"
1500 mm 5'0"	kg lb			*21 800 *51,400	*21 800 *51,400	*21 550 *46,600	*21 550 *46,550	*16 900 *36,650	15 700 33,800	*14 100 *30,550	12 100 26,000	*9350 *9350		*8500 *18,650	*8500 *18,650	10 580 34'8"
0 mm 0'0"	kg lb			*22 500 *51,750	*22 500 *51,750	*22 250 *48,150	20 850 44,900	*17 450 *37,750	15 150 32,700	*14 350 *31,000	11 750 25,300			*9500 *20,900	*9500 *20,900	10 350 33'11"
-1500 mm -5'0"	kg lb	*16 100 *36,150	*16 100 *36,150	*27 650 *62,550	*27 650 *62,550	*21 850 *47,350	20 450 44,050	*17 250 *37,350	14 850 32,050	*14 000 *30,250	11 550 24,900			*11 150 *24,600	10 200 22,500	9870 32'4"
-3000 mm -10'0"	kg lb	*23 000 *51,750	*23 000 *51,750	*26 150 *56,650	*26 150 *56,650	*20 350 *44,050	*20 350 43,900	*16 150 *34,850	14 800 31,850	*12 700 11 550				*12 400 *27,350	11 350 25,100	9130 29'10"
-4500 mm -15'0"	kg lb			*21 850 *47,050	*21 850 *47,050	*17 350 *37,250	*17 350 *37,250	*13 500 *28,650	*13 500 *28,650					*12 100 *26,600	*12 100 *26,600	8030 26'1"



ISO 10567:2007



* Indicates that the load is limited by hydraulic lifting capacity rather than tipping load. The above loads are in compliance with hydraulic excavator lift capacity standard ISO 10567:2007. They do not exceed 87% of hydraulic lifting capacity or 75% of tipping load. Weight of all lifting accessories must be deducted from the above lifting capacities. Lifting capacities are based on the machine standing on a firm, uniform supporting surface. The use of a work tool attachment point to handle/lift objects, could affect the machine lift performance.

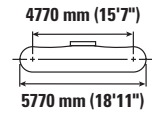
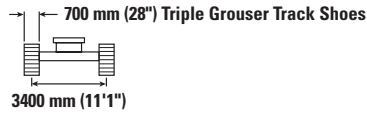
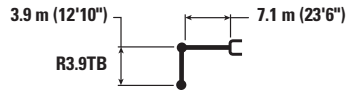
Lift capacity stays with ±5% for all available track shoes.

Always refer to the appropriate Operation and Maintenance Manual for specific product information.

352 UHD Hydraulic Excavator Specifications

Retrofit Boom (bent position) – with Bucket Linkages, without Bucket, Heavy Lift: On

Wider Hydraulic Variable Gauge Undercarriage



Boom Length	Unit	3000 mm/10'0"		4500 mm/15'0"		6000 mm/20'0"		7500 mm/25'0"		9000 mm/30'0"		10 500 mm/35'0"		mm ft/in		
		kg lb	kg lb	kg lb	kg lb	kg lb	kg lb	kg lb	kg lb	kg lb	kg lb	kg lb	kg lb	kg lb	kg lb	mm ft/in
9000 mm 30'0"	kg lb													*7450 *16,450	*7450 *16,450	8240 26'7"
7500 mm 25'0"	kg lb									*8750 *16,650	*8750 *16,650			*7200 *15,850	*7200 *15,850	9270 30'2"
6000 mm 20'0"	kg lb							*13 550 *29,400	*13 550 *29,400	*11 950 *24,850	*11 950 *24,850			*7200 *15,850	*7200 *15,850	9970 32'6"
4500 mm 15'0"	kg lb					*17 600 *37,950	*17 600 *37,950	*14 650 *31,800	*14 650 *31,800	*12 900 *28,000	*12 900 *28,000			*7400 *16,300	*7400 *16,300	10 400 34'0"
3000 mm 10'0"	kg lb			*27 650 *59,450	*27 650 *59,450	*19 850 *42,850	*19 850 *42,850	*15 900 *34,450	*15 900 *34,450	*13 550 *29,400	12 650 27,250	*8750 *8750		*7850 *17,200	*7850 *17,200	10 600 34'9"
1500 mm 5'0"	kg lb			*21 800 *48,000	*21 800 *48,000	*21 550 *46,600	*21 550 *46,600	*16 900 *36,650	15 900 34,300	*14 100 *30,550	12 250 26,400	*9350 *9350		*8500 *18,650	*8500 *18,650	10 580 34'8"
0 mm 0'0"	kg lb			*22 500 *51,750	*22 500 *51,750	*22 250 *48,150	21 150 45,500	*17 450 *37,750	15 400 33,150	*14 350 *31,000	11 950 25,700			*9500 *20,900	*9500 *20,900	10 350 33'11"
-1500 mm -5'0"	kg lb	*16 100 *36,150	*16 100 *36,150	*27 650 *62,550	*27 650 *62,550	*21 850 *47,350	20 750 44,700	*17 250 *37,350	15 100 32,500	*14 000 *30,250	11 750 25,300			*11 150 *24,600	10 350 22,850	9870 32'4"
-3000 mm -10'0"	kg lb	*23 000 *51,750	*23 000 *51,750	*26 150 *56,650	*26 150 *56,650	*20 350 *44,050	*20 350 *44,050	*16 150 *34,850	15 000 32,350	*12 700 11750				*12 400 *27,350	11 500 25,500	9130 29'10"
-4500 mm -15'0"	kg lb			*21 850 *47,050	*21 850 *47,050	*17 350 *37,250	*17 350 *37,250	*13 500 *28,650	*13 500 *28,650					*12 100 *26,600	*12 100 *26,600	8030 26'1"



ISO 10567:2007



* Indicates that the load is limited by hydraulic lifting capacity rather than tipping load. The above loads are in compliance with hydraulic excavator lift capacity standard ISO 10567:2007. They do not exceed 87% of hydraulic lifting capacity or 75% of tipping load. Weight of all lifting accessories must be deducted from the above lifting capacities. Lifting capacities are based on the machine standing on a firm, uniform supporting surface. The use of a work tool attachment point to handle/lift objects, could affect the machine lift performance.

Lift capacity stays with ±5% for all available track shoes.

Always refer to the appropriate Operation and Maintenance Manual for specific product information.

352 UHD Hydraulic Excavator Specifications

Bucket Specifications and Compatibility – Africa, Middle East, Eurasia

	Linkage	Width		Capacity		Weight		Fill %	Hydraulic Variable Gauge Undercarriage 12.0 mt (26,455 lb) Counterweight			
		mm	in	m ³	yd ³	kg	lb		Retrofit (straight position)		Retrofit (bent position)	
									R3.35 (11' 0")	R3.9 (12' 10")	R3.35 (11' 0")	R3.9 (12' 10")
Pin-On (No Quick Coupler)												
Heavy Duty	TB	1650	66	2.41	3.15	2220	4,894	100	●	●	●	●
	TB	1850	72	2.69	3.52	2349	5,179	100	●	●	●	●
	TB	1900	74	2.78	3.64	2427	5,350	100	●	●	●	●
Severe Duty	TB	1700	67	2.41	3.16	2479	5,464	90	●	●	●	●
	TB	1550	61	2.14	2.80	2327	5,129	90	●	●	●	●
Severe Duty Spade	TB	1350	54	1.87	2.44	2053	4,526	90	●	●	●	●
	TB	1650	66	2.41	3.15	2367	5,218	90	●	●	●	●
	TB	1900	75	2.78	3.64	2723	6,003	90	●	●	●	●
Extreme Duty	TB	1700	67	2.41	3.16	2722	6,000	90	●	●	●	●
Extreme Duty Spade	TB	1950	77	2.78	3.64	2974	6,556	90	●	●	●	●
Maximum load with pin-on (payload + bucket)								kg	9006	8552	9997	9390
								lb	19,855	18,854	22,040	20,701
With Pin Grabber Coupler												
Heavy Duty	TB	1650	66	2.41	3.15	2220	4,894	100	●	●	●	●
	TB	1850	72	2.69	3.52	2349	5,179	100	●	⊙	●	●
	TB	1900	74	2.78	3.64	2427	5,350	100	⊙	⊙	●	●
Severe Duty	TB	1700	67	2.41	3.16	2479	5,464	90	●	●	●	●
	TB	1550	61	2.14	2.80	2327	5,129	90	●	●	●	●
Severe Duty Spade	TB	1350	54	1.87	2.44	2053	4,526	90	●	●	●	●
	TB	1650	66	2.41	3.15	2367	5,218	90	●	●	●	●
	TB	1900	75	2.78	3.64	2723	6,003	90	●	⊙	●	●
Extreme Duty	TB	1700	67	2.41	3.16	2722	6,000	90	●	●	●	●
Extreme Duty Spade	TB	1950	77	2.78	3.64	2974	6,556	90	⊙	⊙	●	●
Maximum load with coupler (payload + bucket)								kg	7953	7499	8944	8337
								lb	17,533	16,532	19,718	18,380

The above loads are in compliance with hydraulic excavator standard EN474-5:2006 + A3:2013, they do not exceed 87% of hydraulic lifting capacity or 75% of tipping capacity with front linkage fully extended at ground line with bucket curled. Capacity based on ISO 7451:2007.

Maximum Material Density:

- 2100 kg/m³ (3,500 lb/yd³)
- ⊙ 1800 kg/m³ (3,000 lb/yd³)

Caterpillar recommends using appropriate work tools to maximize the value customers receive from our products. Use of work tools, including buckets, which are outside of Caterpillar's recommendations or specifications for weight, dimensions, flows, pressures, etc. may result in less-than-optimal performance, including but not limited to reductions in production, stability, reliability, and component durability. Improper use of a work tool resulting in sweeping, prying, twisting and/or catching of heavy loads will reduce the life of the boom and stick.

352 UHD Hydraulic Excavator Specifications

Bucket Specifications and Compatibility – Southeast Asia

	Linkage	Width		Capacity		Weight		Fill %	Hydraulic Variable Gauge Undercarriage 12.0 mt (26,455 lb) Counterweight					
		mm	in	m ³	yd ³	kg	lb		Retrofit (straight position)		Retrofit (bent position)			
									R3.35 (11' 0")	R3.9 (12' 10")	R3.35 (11' 0")	R3.9 (12' 10")		
Pin-On (No Quick Coupler)														
General Duty	TB	1950	77	3.06	4.00	2474	5,454	100	●	⊙	●	●		
Heavy Duty	TB	1950	77	3.08	4.03	2710	5,974	100	●	⊙	●	●		
	TB	1650	65	2.41	3.15	2377	5,240	100	●	●	●	●		
	TB	1650	65	2.41	3.15	2392	5,273	100	●	●	●	●		
Severe Duty Spade	TB	1750	69	2.40	3.14	2544	5,608	90	●	●	●	●		
Severe Duty	TB	1650	65	2.41	3.16	2497	5,504	90	●	●	●	●		
Maximum load with pin-on (payload + bucket)								kg	9006	8552	9997	9390		
								lb	19,855	18,854	22,040	20,701		
With Pin Grabber Coupler														
General Duty	TB	1950	77	3.06	4.00	2474	5,454	100	⊙	⊖	●	⊙		
Heavy Duty	TB	1950	77	3.08	4.03	2710	5,974	100	⊖	⊖	●	⊙		
	TB	1650	65	2.41	3.15	2377	5,240	100	●	●	●	●		
	TB	1650	65	2.41	3.15	2392	5,273	100	●	●	●	●		
Severe Duty Spade	TB	1750	69	2.40	3.14	2544	5,608	90	●	●	●	●		
Severe Duty	TB	1650	65	2.41	3.16	2497	5,504	90	●	●	●	●		
Maximum load with coupler (payload + bucket)								kg	7953	7499	8944	8337		
								lb	17,533	16,532	19,718	18,380		

The above loads are in compliance with hydraulic excavator standard EN474-5:2006 + A3:2013, they do not exceed 87% of hydraulic lifting capacity or 75% of tipping capacity with front linkage fully extended at ground line with bucket curled. Capacity based on ISO 7451:2007.

Maximum Material Density:

- 2100 kg/m³ (3,500 lb/yd³)
- ⊙ 1800 kg/m³ (3,000 lb/yd³)
- ⊖ 1500 kg/m³ (2,500 lb/yd³)

Caterpillar recommends using appropriate work tools to maximize the value customers receive from our products. Use of work tools, including buckets, which are outside of Caterpillar's recommendations or specifications for weight, dimensions, flows, pressures, etc. may result in less-than-optimal performance, including but not limited to reductions in production, stability, reliability, and component durability. Improper use of a work tool resulting in sweeping, prying, twisting and/or catching of heavy loads will reduce the life of the boom and stick.

352 UHD Hydraulic Excavator Specifications

Attachments Offering Guide – Africa, Middle East, Eurasia

Not all Attachments are available in all regions. Consult your Cat dealer for configurations available in your region.

Match

No Match

PIN-ON ATTACHMENTS

Undercarriage		H-VG				
Counterweight		12.0 mt (26,455 lb)				
Boom Type		Retrofit (Bent)		Retrofit (Straight)		UHD 28 m (91'10")
Stick Length		3.35 m (11'0")	3.90 m (12'10")	3.35 m (11'0")	3.90 m (12'10")	UHD 28 m (91'10")
Hydraulic Hammers	H160 S	✓	✓	✓	✓	
	H180 GC	✓	✓	✓	✓	
	H180 GC Side Mount	✓	✓	✓	✓	
	H180 GC S	✓	✓	✓	✓	
	H180 S	✓	✓	✓	✓	
	H190 S	✓	✓	✓	✓	
Multi-Processors	MP345 Concrete Cutter Jaw	✓	✓	✓	✓	
	MP345 Demolition Jaw	✓	✓	✓	✓	
	MP345 Pulverizer Jaw	✓	✓	✓	✓	
	MP345 Shear Jaw	✓	✓	✓	✓	
	MP345 Concrete Cutter Jaw-Flat Top	✓	✓	✓	✓	
	MP345 Demolition Jaw-Flat Top	✓	✓	✓	✓	
	MP345 Pulverizer Jaw-Flat Top	✓	✓	✓	✓	
	MP345 Shear Jaw-Flat Top	✓	✓	✓	✓	
MP365 Concrete Cutter Jaw	✓					
Demolition and Sorting Grapples	G324					✓
	G332					✓
	G345	✓	✓	✓	✓	
	G345 Flat Top	✓	✓	✓	✓	
Mobile Scrap and Demolition Shears	S3025 Flat Top					✓
	S3035 Flat Top					✓
	S3050 Flat Top	✓	✓	✓	✓	
Pulverizers	P245 Secondary Pulverizer	✓				
	P318 Primary Pulverizer					✓
	P324 Primary Pulverizer					✓
	P332 Primary Pulverizer					✓
	P345 Primary Pulverizer	✓	✓	✓	✓	

(continued on next page)

352 UHD Hydraulic Excavator Specifications

Attachments Offering Guide – Africa, Middle East, Eurasia (continued)

Not all Attachments are available in all regions. Consult your Cat dealer for configurations available in your region.

Match
 No Match
 1800 kg/m³ (3,000 lb/yd³)
 1200 kg/m³ (2,000 lb/yd³)

PIN-ON ATTACHMENTS (continued)

Undercarriage		H-VG				
Counterweight		12.0 mt (26,455 lb)				
Boom Type		Retrofit (Bent)		Retrofit (Straight)		UHD 28 m (91'10")
Stick Length		3.35 m (11'0")	3.90 m (12'10")	3.35 m (11'0")	3.90 m (12'10")	UHD 28 m (91'10")
Orange Peel Grapples	GSH455-1000	●	●	●	●	
	GSH455-1500	●	●	●	●	
	GSH455-2000	●	●	●	●	
	GSH555-1000	●	●	●	●	
	GSH555-1500	●	●	●	●	
	GSM-50-1000	●	●	●	●	
	GSM-50-1250	●	●	●	●	
	GSM-50-1500	●	●	●	●	
	GSM-50-2000	●	●	●	●	
	GSM-60-1250	●	●	●	●	
	GSM-60-1500	●	●	●	○	
	GSM-60-2000	○	○	○	○	
	GSM-60-2500	○				
	Clamshell Grapples	CTV30-1700				
CTV30-1900						
CTV30-2300						
CTV30-1700		●	●	●	●	
CTV30-1900		●	●	●	●	
CTV30-2300		●	●	●	●	
CTV30-2700		●	○	●	○	
CTV30-2900		●	○	○	○	
CTV30-3100		○	○	○	○	
CTV30-3800		○		○		
Rotary Cutters	RC15					✓
	RC20					✓
	RC50	✓	✓	✓	✓	

(continued on next page)

352 UHD Hydraulic Excavator Specifications

Attachments Offering Guide – Africa, Middle East, Eurasia (continued)

Not all Attachments are available in all regions. Consult your Cat dealer for configurations available in your region.

Match No Match

CAT PIN GRABBER COUPLER ATTACHMENTS

Undercarriage		H-VG			
Counterweight		12.0 mt (26,455 lb)			
Boom Type		Retrofit (Bent)		Retrofit (Straight)	
Stick Length		3.35 m (11'0")	3.90 m (12'10")	3.35 m (11'0")	3.90 m (12'10")
Hydraulic Hammers	H160 GC	✓	✓	✓	✓
	H180 GC	✓	✓	✓	✓
	H180 GC-Side Mount	✓		✓	
	H180 GC S	✓	✓	✓	✓
	H180 S	✓	✓	✓	✓
Multi-Processors	MP345 Concrete Cutter Jaw	✓	✓	✓	✓
	MP345 Demolition Jaw	✓		✓	
	MP345 Pulverizer Jaw	✓		✓	
	MP345 Shear Jaw	✓	✓	✓	✓
	MP345 Shear Jaw-Flat Top	✓			
Demolition and Sorting Grapples	G345	✓	✓	✓	✓
	G345 Flat Top	✓	✓	✓	✓
Rotary Cutters	RC50	✓	✓	✓	✓

CW-40 DEDICATED COUPLER ATTACHMENTS

Undercarriage		Hydraulic Variable Gauge	
Counterweight		12.0 mt (26,455 lb)	
Boom Type		UHD 28 m (91'10")	
Stick Length		UHD 28 m (91'10")	
Multi-Processors	MP318 Concrete Cutter Jaw		✓
	MP318 Demolition Jaw		✓
	MP318 Pulverizer Jaw		✓
	MP318 Shear Jaw		✓
	MP318 Universal Jaw		✓
	MP324 Concrete Cutter Jaw		✓
	MP324 Demolition Jaw		✓
	MP324 Pulverizer Jaw		✓
	MP324 Shear Jaw		✓
	MP324 Tank Shear Jaw		✓
Demolition and Sorting Grapples	MP324 Universal Jaw		✓
	G324		✓
Mobile Scrap and Demolition Shears	G332		✓
	S3025 Flat Top		✓
Pulverizers	S3035 Flat Top		✓
	P318 Primary Pulverizer		✓
Rotary Cutters	P324 Primary Pulverizer		✓
	RC15		✓
	RC20		✓

(continued on next page)

352 UHD Hydraulic Excavator Specifications

Attachments Offering Guide – Africa, Middle East, Eurasia (continued)

Not all Attachments are available in all regions. Consult your Cat dealer for configurations available in your region.

Match

CW-45s DEDICATED COUPLER ATTACHMENTS

Undercarriage		Hydraulic Variable Gauge
Counterweight		12.0 mt (26,455 lb)
Boom Type		UHD 28 m (91'10")
Stick Length		UHD 28 m (91'10")
Multi-Processors	MP318 Concrete Cutter Jaw	✓
	MP318 Demolition Jaw	✓
	MP318 Pulverizer Jaw	✓
	MP318 Shear Jaw	✓
	MP318 Universal Jaw	✓
	MP324 Concrete Cutter Jaw	✓
	MP324 Demolition Jaw	✓
	MP324 Pulverizer Jaw	✓
	MP324 Shear Jaw	✓
	MP324 Tank Shear Jaw	✓
	MP324 Universal Jaw	✓
Demolition and Sorting Grapples	G324	✓
	G332	✓
Mobile Scrap and Demolition Shears	S3025 Flat Top	✓
	S3035 Flat Top	✓
Pulverizers	P318 Primary Pulverizer	✓
	P324 Primary Pulverizer	✓
Rotary Cutters	RC20	✓
	RC20	✓

CW-45 DEDICATED COUPLER ATTACHMENTS

Undercarriage		Hydraulic Variable Gauge
Counterweight		12.0 mt (26,455 lb)
Boom Type		UHD 28 m (91'10")
Stick Length		UHD 28 m (91'10")
Multi-Processors	MP318 Concrete Cutter Jaw	✓
	MP318 Demolition Jaw	✓
	MP318 Pulverizer Jaw	✓
	MP318 Shear Jaw	✓
	MP318 Universal Jaw	✓
	MP324 Concrete Cutter Jaw	✓
	MP324 Demolition Jaw	✓
	MP324 Pulverizer Jaw	✓
	MP324 Shear Jaw	✓
	MP324 Tank Shear Jaw	✓
	MP324 Universal Jaw	✓
Demolition and Sorting Grapples	G324	✓
	G332	✓
Mobile Scrap and Demolition Shears	S3025 Flat Top	✓
Pulverizers	P318 Primary Pulverizer	✓
	P324 Primary Pulverizer	✓
Rotary Cutters	RC15	✓
	RC20	✓

(continued on next page)

352 UHD Hydraulic Excavator Specifications

Attachments Offering Guide – Africa, Middle East, Eurasia (continued)

Not all Attachments are available in all regions. Consult your Cat dealer for configurations available in your region.

Match

No Match

CW-55 DEDICATED COUPLER ATTACHMENTS

Undercarriage		H-VG			
Counterweight		12.0 mt (26,455 lb)			
Boom Type		Retrofit (Bent)		Retrofit (Straight)	
Stick Length		3.35 m (11'0")	3.90 m (12'10")	3.35 m (11'0")	3.90 m (12'10")
Hydraulic Hammers	H160 S	✓	✓	✓	✓
	H180 GC	✓	✓	✓	✓
	H180 GC S	✓	✓	✓	✓
	H180 S	✓	✓	✓	✓
Multi-Processors	MP345 Concrete Cutter Jaw	✓	✓	✓	✓
	MP345 Demolition Jaw	✓		✓	
	MP345 Pulverizer Jaw	✓		✓	
	MP345 Shear Jaw	✓	✓	✓	✓
	MP345 Concrete Cutter Jaw-Flat Top	✓		✓	
	MP345 Shear Jaw-Flat Top	✓		✓	
Demolition and Sorting Grapples	G345	✓	✓	✓	✓
	G345 Flat Top	✓	✓	✓	✓
Pulverizers	P345 Primary Pulverizer	✓		✓	
Rotary Cutters	RC50	✓	✓	✓	✓

BOOM-MOUNT ATTACHMENTS

Undercarriage		Hydraulic Variable Gauge	
Counterweight		12.0 mt (26,455 lb)	
Boom Type		Retrofit (Bent)	Retrofit (Straight)
Mobile Scrap and Demolition Shears	S2090	✓	✓
	S3070 Flat Top	✓	✓
	S3090 Flat Top	✓	✓

352 UHD Hydraulic Excavator Specifications

Attachments Offering Guide – Southeast Asia

Not all Attachments are available in all regions. Consult your Cat dealer for configurations available in your region.

Match

No Match

PIN-ON ATTACHMENTS

Undercarriage		H-VG				
Counterweight		12.0 mt (26,455 lb)				
Boom Type		Retrofit (Bent)		Retrofit (Straight)		UHD 28 m (91'10")
Stick Length		3.35 m (11'0")	3.90 m (12'10")	3.35 m (11'0")	3.90 m (12'10")	UHD 28 m (91'10")
Hydraulic Hammers	H160 S	✓	✓	✓	✓	
	H180 GC	✓	✓	✓	✓	
	H180 GC Side Mount	✓	✓	✓	✓	
	H180 GC S	✓	✓	✓	✓	
	H180 S	✓	✓	✓	✓	
	H190 S	✓	✓	✓	✓	
Rotary Cutters	RC15					✓
	RC20					✓
	RC50	✓	✓	✓	✓	

352 UHD Standard and Optional Equipment

Standard and Optional Equipment

Standard and optional equipment may vary. Consult your Cat dealer for details.

	Standard	Optional		Standard	Optional
BOOMS, STICKS AND LINKAGES			CAT TECHNOLOGY		
28 m (91'10") UHD front		✓	Cat Equipment Management:		
9.1 m (29'10") Retrofit boom		✓	– VisionLink®	✓ ¹	
3.35 m (11'0") Retrofit stick		✓	– VisionLink Productivity		✓ ²
3.9 m (12'10") Retrofit stick		✓	– Remote Flash	✓	
Advanced tool control, UHD	✓		Cat Payload:		
TB family bucket linkage		✓	– On-the-go weighing	✓	
Dedicated C family bucket linkage	✓		– Semiautomatic calibration	✓	
Transport cradle for front		✓	– Payload/cycle information	✓	
CAB			– VisionLink Productivity back office reporting		✓ ²
Tilt-up demolition cab with P5A laminated front and roof glass	✓		Cat Advanced Payload:		
High-resolution 254 mm (10") LCD touchscreen monitor	✓		– Daily totals		✓
Auto bi-level air conditioner	✓		– Custom lists		✓
Jog dial and shortcut keys for monitor control	✓		– Smart weight target		✓
Keyless push-to-start engine control	✓		– E-ticket Integration		✓ ²
Height-adjustable console	✓		CAT TECHNOLOGY – RETROFIT BOOM		
Tilt-up left-side console	✓		Cat Grade 2D	✓	
Cat Stick Steer	✓		Cat Payload:	✓	
Heated and ventilated air-suspension seat	✓		– Static weigh		
51 mm (2") seat belt	✓		– Semiautomatic calibration		
Monitor integrated Bluetooth® radio with USB port	✓		– Payload/cycle information		
12V DC outlets	✓		– USB reporting capability		
Document storage	✓		Lift Assist	✓	
Overhead storage and rear storage with nets	✓		ELECTRICAL SYSTEM		
Cup holder	✓		Maintenance-free 1,000 CCA batteries (×4)	✓	
Parallel wiper with washer	✓		Centralized electrical disconnect switch	✓	
Skylight wiper install capability	✓		LED exterior chassis and boom lights	✓	
LED interior lights	✓		Premium surround working lights		✓
Floor welcome light	✓				
Roller front sunscreen	✓				
Roller rear sunscreen		✓			
Washable floor mat	✓				
Beacon ready	✓				
Auxiliary relay	✓				

(continued on next page)

¹Provides core telematics data to manage health, maintenance insights, and condition monitoring. Other plans available for more comprehensive data reporting. Consult your Cat dealer for details.

²VisionLink subscription required. Consult your Cat dealer for details.

352 UHD Standard and Optional Equipment

Standard and Optional Equipment *(continued)*

Standard and optional equipment may vary. Consult your Cat dealer for details.

	Standard	Optional		Standard	Optional
ENGINE			SAFETY AND SECURITY		
Three selectable modes: Power, Smart, Eco	✓		2D E-Fence (swing)	✓	
Auto engine speed control	✓		Auto hammer stop	✓	
Up to 4500 m (14,760 ft) altitude capability	✓		Caterpillar One Key security system	✓	
Hydraulic reverse fan	✓		Lockable external tool/storage box	✓	
52° C (126° F) high-ambient cooling	✓		Lockable door, fuel, and hydraulic tank locks	✓	
-18° C (0° F) cold start capability	✓		Lockable fuel drain compartment	✓	
-32° C (-25° F) cold start capability		✓	Service platform with anti-skid plate and recessed bolts	✓	
115 amp alternator	✓		Right Hand (RH) handrail and handhold	✓	
Electric fuel priming pump	✓		Signaling/warning horn	✓	
Dual stage four micron main filter	✓		Visibility mirror package	✓	
10 micron primary filter with water separator	✓		Bluetooth receiver		✓
Cold start block heater		✓	Ground-level secondary engine shutoff switch	✓	
Ether starting aid		✓	Lockable disconnect switch	✓	
Double element air filter with integrated pre-cleaner	✓		Rear and right-hand-sideview cameras	✓	
Side-by-side cooling system	✓		360° visibility		✓
Secure start with PIN code	✓		Operator Protective Guards	✓	
Remote disable	✓		SERVICE AND MAINTENANCE		
HYDRAULIC SYSTEM			Integrated vehicle health management system	✓	
Boom lowering check valve capability	✓		Grouped engine oil and fuel filters	✓	
Stick lowering check valve capability	✓		Scheduled Oil Sampling (S·O·S SM) ports	✓	
Fine swing capability	✓		QuickEvac TM maintenance ready	✓	
Boom and stick regeneration circuit	✓		Electric refueling pump with auto shutoff	✓	
Electronic main control valve	✓		UNDERCARRIAGE AND STRUCTURES		
Heavy lift mode	✓		Hydraulic Variable Gauge undercarriage	✓	
Auto hydraulic oil warmup	✓		Grease lubricated track	✓	
Hydraulic efficiency monitoring		✓	Towing eye on base frame	✓	
Reverse swing damping valve	✓		12.0 mt (26,455 lb) counterweight	✓	
Auto swing parking brake	✓		Full-length track guiding guards	✓	
High performance hydraulic return filter	✓		HD bottom guard	✓	
Two speed travel	✓		HD travel motor guard	✓	
Bio hydraulic oil capability	✓		600 mm (24") triple grouser track shoes		✓
Combined two-way auxiliary circuit	✓		700 mm (28") triple grouser track shoes		✓
Medium-pressure auxiliary circuit	✓				
Quick coupler circuit	✓				

352 UHD Attachments

Dealer Installed Kits and Attachments

Attachments may vary. Consult your Cat dealer for details.

CAB

- Duct ready for advanced cabin filtration

SAFETY AND SECURITY

- Work tool camera kit
- Cat Detect – People Detection

The following information applies to the machine at the time of final manufacture as configured for sale in the regions covered in this document. The content of this declaration is valid as of the date issued; however, content related to machine features and specifications are subject to change without notice. For additional information, please see the machine's Operation and Maintenance Manual.

For more information on sustainability in action and our progress, please visit <https://www.caterpillar.com/en/company/sustainability>.

Engine

- The Cat® C13 engine emits equivalent to U.S. EPA Tier 3 and EU Stage IIIA.
- Cat engines are compatible with diesel fuel blended with the following lower-carbon intensity fuels** up to:
 - ✓ 100% biodiesel FAME (fatty acid methyl ester)*
 - ✓ 100% renewable diesel, HVO (hydrotreated vegetable oil) and GTL (gas-to-liquid) fuelsRefer to guidelines for successful application. Please consult your Cat dealer or "Caterpillar Machine Fluids Recommendations" (SEBU6250) for details.
**For use of blends higher than 20% biodiesel, consult your Cat dealer.*
***Tailpipe greenhouse gas emissions from lower-carbon intensity fuels are essentially the same as traditional fuels.*

Air Conditioning System

- The air conditioning system on this machine contains the fluorinated greenhouse gas refrigerant R134a (Global Warming Potential = 1430). The system contains 1.0 kg (2.2 lb) of refrigerant which has a CO₂ equivalent of 1.430 metric tonnes (1.576 tons).

Paint

- Based on best available knowledge, the maximum allowable concentration, measured in parts per million (PPM), of the following heavy metals in paint are:
 - Barium < 0.01%
 - Cadmium < 0.01%
 - Chromium < 0.01%
 - Lead < 0.01%

Sound Performance

With cooling fan at maximum value:

External (ISO 6395:2008) – 107 dB(A)

Internal (ISO 6396:2008) – 75 dB(A)

- Hearing protection may be needed when operating with an open operator station and cab (when not properly maintained or doors/windows open) for extended periods or in a noisy environment.

Oils and Fluids

- Caterpillar factory fills with ethylene glycol coolants. Cat Diesel Engine Antifreeze/Coolant (DEAC) and Cat Extended Life Coolant (ELC) can be recycled. Consult your Cat dealer for more information.
- Cat Bio HYDO™ Advanced is an EU Ecolabel approved biodegradable hydraulic oil.
- Additional fluids are likely to be present, please consult the Operations and Maintenance Manual or the Application and Installation guide for complete fluid recommendations and maintenance intervals.

Features and Technology

- The following features and technology may contribute to fuel savings and/or carbon reduction. Features may vary. Consult your Cat dealer for details.
 - Smart mode matches machine power to digging requirements automatically
 - Eco mode helps minimize fuel consumption for light applications
 - Extended service intervals help decrease maintenance costs
 - Hydraulic reversing fan cools engine on demand to help reduce fuel consumption
 - Increase operating efficiency with standard Cat technologies that lower operator fatigue and operating costs



For more complete information on Cat products, dealer services, and industry solutions, visit us on the web at www.cat.com

© 2024 Caterpillar
All rights reserved

Materials and specifications are subject to change without notice. Featured machines in photos may include additional equipment. See your Cat dealer for available options.

CAT, CATERPILLAR, LET'S DO THE WORK, their respective logos, "Caterpillar Corporate Yellow," the "Power Edge" and Cat "Modern Hex" trade dress as well as corporate and product identity used herein, are trademarks of Caterpillar and may not be used without permission. VisionLink is a trademark of Caterpillar Inc., registered in the United States and in other countries.

AEXQ4048-00 (11-2024)
Build Number: 08D
(Afr-ME, Eurasia, Indonesia,
S Am, SE Asia)

